

AGENDA
REGULAR MEETING OF THE BOARD OF COMMISSIONERS
HUMBOLDT BAY HARBOR, RECREATION AND CONSERVATION DISTRICT

DATE: December 12, 2024

TIME: Closed Session – 4:30 P.M.
Regular Session – 6:00 P.M.

PLACE: Woodley Island Marina Meeting Room, 601 Startare Drive, Eureka, CA 95501

How to Observe and Participate in the Meeting:

Observe: Members of the public can attend the meeting in person or observe the meeting on Zoom at the following link: <https://us02web.zoom.us/j/6917934402>

Meeting ID: 691 793 4402

One tap mobile

(669) 900-9128, 6917934402#

Public members observing on Zoom will not be able to participate or provide comment.

Members of the public who may wish to provide public comment during the meeting must attend in person.

The Meeting Room is wheelchair accessible. Accommodations and access to Harbor District meetings for people with other handicaps must be requested of the Director of Administrative Services at (707) 443-0801 at least 24 hours in advance of the meeting.

1. Call to Order Closed Session at 4:30 P.M.

2. Public Comment

Note: This portion of the Agenda allows the public to speak to the Board on the closed session items. Each speaker is limited to speak for a period of three (3) minutes regarding each item on the Closed Session Agenda. The three (3) minute time limit may not be transferred to other speakers. The three (3) minute time limit for each speaker may be extended by the President of the Board of Commissioners or the Presiding Member of the Board of Commissioners.

3. Move to Closed Session

- a) PUBLIC EMPLOYEE PERFORMANCE EVALUATION pursuant to Government Code section 54957(b)(1). Title: Executive Director – Chris Mikkelsen
- b) CONFERENCE WITH REAL PROPERTY NEGOTIATORS. Property: Humboldt County APNs: 506-061-007, 506-061-009, 506-061-010, 506-181-006, 506-181-002, 506-061-006. Agency negotiator: Chris Mikkelsen, Executive Director; Ryan Plotz,

Agenda for December 12, 2024 Regular Board Meeting

District Counsel. Negotiating parties: JBM Land, LLC. Under negotiation: price and terms of payment.

- c) CCONFERENCE WITH REAL PROPERTY NEGOTIATORS. Property: Humboldt County APN: 506-061-028. Agency negotiator: Chris Mikkelsen, Executive Director; Ryan Plotz, District Counsel. Negotiating parties: Jeff and Rebecca Meyer. Under negotiation: price and terms of payment.

4. Call to Order Regular Session at 6:00 P.M. and Roll Call

5. Pledge of Allegiance

6. Report on Closed Session

7. Public Comment

Note: This portion of the Agenda allows the public to speak to the Board on the various issues NOT itemized on this Agenda. A member of the public may also request that a matter appearing on the Consent Calendar be pulled and discussed separately. Pursuant to the Brown Act, the Board may not take action on any item that does not appear on the Agenda. Each speaker is limited to speak for a period of three (3) minutes regarding each item on the Agenda. Each speaker is limited to speak for a period of three (3) minutes during the PUBLIC COMMENT portion of the Agenda regarding items of special interest to the public NOT appearing on the Agenda that are within the subject matter jurisdiction of the Board of Commissioners. The three (3) minute time limit may not be transferred to other speakers. The three (3) minute time limit for each speaker may be extended by the President of the Board of Commissioners or the Presiding Member of the Board of Commissioners at the regular meeting of the District.

8. Adopt Resolution 2024-14, A Resolution of the Board of Commissioners of the Humboldt Bay Harbor, Recreation and Conservation District, Declaring the Results of an Election Held November 5, 2024

Recommendation: Staff recommends that the Board adopt Resolution 2024-14.

Summary: A general election was held on Tuesday, November 5, 2024, to elect a Harbor Commissioner for Division 5 of the Humboldt Bay Harbor, Recreation, and Conversation District. The Humboldt County Office of Elections canvassed the returns of the election and has certified the results to this Commission.

9. Swearing in of Elected Commissioners for Division 1, Division 2, and Division 5 pursuant to California Elections Code Section 10265

10. Consent Calendar

- a) Adopt Minutes for November 14, 2024 Regular Board Meeting
- b) Receive District Financial Reports for July 2024
- c) Receive District Financial Reports for August 2024

Agenda for December 12, 2024 Regular Board Meeting

- d) Receive District Financial Reports for September 2024
- e) Receive District Financial Reports for October 2024
- f) Charter Agreement Renewal for Humboldt Yacht Club to Operate a Dinghy Storage Raft at Woodley Island Marina

11. Communications, Reports, and Correspondence Received

- a) Correspondence Received
- b) Executive Director's Report
- c) Staff Reports
- d) District Counsel Report
- e) District Treasurer Report
- f) District Engineer Report
- g) District Planner Report
- h) Commissioner and Committee Reports

12. Unfinished Business

- a) **Receive Status Update Regarding the Humboldt Bay Offshore Wind Heavy Lift Marine Terminal Project**

Recommendation: Receive the report and provide direction.

Summary: The Board has requested a monthly update regarding the Humboldt Bay Offshore Wind Heavy Lift Marine Terminal Project. Updates may include the project schedule, budget, funding opportunities, tasks completed, tasks underway, upcoming tasks, community engagement, and the latest overall project strategy. This report will provide an update for December 2024.

- b) **Receive a Report on the Design and Construction of a new Storm Water Treatment System for the Fields Landing Boat Yard**

Recommendation: Staff recommends that the Board receive a report on the design and construction of a stormwater treatment system at the Fields Landing Boat Yard.

Summary: The Fields Landing Boat Yard regulated stormwater has been in exceedance for allowable volumes of certain metals, such as copper and zinc, resulting from the vessel repair and maintenance activities that occur on-site. This has made the installation of a new stormwater treatment system necessary. Under the authorization of the Board of Commissioners, SHN has completed a scope of work that included further assessing existing conditions, providing a basis of design, and preparing a complete project-ready plan.

13. New Business

- a) **Consider Adopting Resolution 2024-13: Establishing Findings Relative to Humboldt Bay Harbor, Recreation and Conservation District Permit 2024-02, a CEQA Statutory Exemption for Restoration Projects, and Approval of Harbor District Permit 2024-02 with Conditions for the Wadulh Lagoon Tidal Wetland Enhancement Project**

Agenda for December 12, 2024 Regular Board Meeting

Recommendation: Staff recommends that the Board: Adopt Harbor District Resolution No. 2024-13 which includes:

- Establishing Findings Relative to a CEQA Statutory Exemption and the Permit Application for the Wadulh Lagoon Tidal Wetland Enhancement Project
- Approving Permit 2024-02 with Conditions for the Wadulh Lagoon Tidal Wetland Enhancement Project

Summary: The Humboldt County Resource Conservation District's (HCRCD's) Wadulh Lagoon Tidal Wetland Enhancement Project (Project; Wadulh pronounced "wah-dush") is intended to restore a diked former agricultural pasture to a combination of estuarine and palustrine wetland habitats, including salt marsh, brackish marsh, mudflat, and subtidal/intertidal eelgrass habitat, while protecting existing forested wetlands to the west. The Project will have long-term benefits for climate resiliency, coastal wetlands and associated native species, and sensitive species recovery and result in a mosaic of wetland types as well as a net increase in wetlands. The Project includes a 54-acre Project Area within a 78-acre parcel (APN 506-291-014) along the upper western portion of the Mad River Slough on Humboldt Bay, approximately 1.25 miles west of the City of Arcata, in Humboldt County, California (Figure 1. Project Site and Location Map). The Project Area is located on the Wadulh Unit of the Humboldt Bay National Wildlife Refuge (NWR) and the parcel is owned by the U.S. Fish and Wildlife Service (USFWS).

b) Consider Adopting a Tri-party Memorandum of Understanding with the California State Lands Commission and the Port of Long Beach to Coordinate and Collaborate Regarding Floating Offshore Wind Turbine Staging and Integration Port Facilities to Enable the Development of Floating Offshore Wind in California

Recommendation: Staff Recommends the Board adopt a Memorandum of Understanding with the State Lands Commission and the Port of Long Beach.

Summary: Staff from the Port of Humboldt (District) and the Port of Long Beach (POLB) collaborated on a tri-party Memorandum of Understanding (MOU) beginning in early 2024. Later in the year, both parties invited the California State Lands Commission (SLC) to join the MOU. Following multiple edits from each party, the final version is ready for Board consideration.

14. Future Agenda Items

- a) Resolution Supporting Community Engagement
- b) Redwood Marine Terminal II Shared Facilities Agreement
- c) Review of Ordinance 16

15. Adjournment

COMMISSIONERS
1st Division
Aaron Newman
2nd Division
Greg Dale
3rd Division
Stephen Kullmann
4th Division
Craig Benson
5th Division
Patrick Higgins

Humboldt Bay
Harbor, Recreation and Conservation District
(707)443-0801
P.O. Box 1030
Eureka, California 95502-1030



STAFF REPORT – HARBOR DISTRICT MEETING
December 12, 2024

TO: Honorable Board President and Harbor District Board Members

FROM: Mindy Hiley, Director of Administrative Services

DATE: December 6, 2024

TITLE: **Adopt Resolution 2024-14, A Resolution of the Board of the Humboldt Bay Harbor, Recreation and Conservation District, Declaring the Results of an Election Held November 5, 2024**

STAFF RECOMMENDATION: Staff recommends that the Board adopt Resolution 2024-14.

SUMMARY: A general election was held on Tuesday, November 5, 2024, to elect a Harbor Commissioner for Division 5 of the Humboldt Bay Harbor, Recreation, and Conversation District. The Humboldt County Office of Elections canvassed the returns of the election and has certified the results to this Commission.

Attachments:

- A. Resolution 2024-14

**HUMBOLDT BAY HARBOR, RECREATION,
AND CONSERVATION DISTRICT**

RESOLUTION 2024 - 14

**A RESOLUTION OF THE BOARD OF COMMISSIONERS OF THE HUMBOLDT BAY HARBOR,
RECREATION, AND CONSERVATION DISTRICT DECLARING THE RESULTS OF AN ELECTION HELD
NOVEMBER 5, 2024**

WHEREAS, a general election was held in Division 5 of the Humboldt Bay Harbor, Recreation, and Conversation District on Tuesday, November 5, 2024, for the purpose of electing the Division 5 Commissioner for a full term; and

WHEREAS, notice of said election was published, election officers appointed, supplies furnished and that in all respects the election was held and conducted, and the votes thereof received and canvassed and the returns thereof made and declared in the time, form and manner as required by the General Laws of the State of California governing election for special districts; and

WHEREAS, the County Elections Department canvassed the returns of the election and has certified the results to this Harbor Commission, the results were received by the Board Secretary, attached and made a part hereof as "**Exhibit A**"; and

WHEREAS, by way of this Resolution, the Board of Commissioners desires to declare the results of the election and such other and further matters as set forth below.

NOW, THEREFORE, the Board of Commissioners does resolve, declare, determine and order as follows:

SECTION 1. That the whole number of ballots cast in Division 5 was 10,787.

SECTION 2. That the names of the persons voted for at the election for Division 5 Commissioner are as follows:

- Wilfred "Wil" Franklin
- Jack Norton

SECTION 3. The Board of Commissioners does declare and determine as follows:

- a. Jack Norton is elected as Commissioner, Division 5 of the Board of Commissioners for the full term of four years;

- b. Wilfred “Wil” Franklin is not elected as Commissioner, Division 5 of the Board of Commissioners.

SECTION 4. The Board Secretary shall enter on the records of the District a statement of the result of the election (Exhibit A), showing: (1) the whole number of ballots cast; (2) the names of the persons voted for; (3) for what office each person was voted for; and (4) the total number of votes given for each person.

SECTION 5. That the Board Secretary shall make and deliver to each of the persons so elected a Certificate of Election signed by the Board Secretary and authenticated; that the Board Secretary shall also administer to each person elected the Oath of office prescribed in the Constitution of the State of California and shall have them subscribe to it and file it in the office of the District. The persons so elected shall then be inducted into the respective office to which he has been elected.

SECTION 6. That the Board Secretary shall certify the passage and adoption of this resolution and enter it into the book of original resolutions.

PASSED AND ADOPTED on December 12, 2024 by the following vote:

AYES:

NOES:

ABSENT:

ABSTAIN:

ATTEST:

**Greg Dale, President
Board of Commissioners**

**Aaron Newman, Secretary
Board of Commissioners**

CERTIFICATE OF SECRETARY

The undersigned, duly qualified and acting Secretary of the HUMBOLDT BAY HARBOR, RECREATION AND CONSERVATION DISTRICT, does hereby certify that the attached Resolution is a true and correct copy of RESOLUTION NO. 2024-14 entitled,

**A RESOLUTION OF THE BOARD OF COMMISSIONERS OF THE HUMBOLDT BAY HARBOR,
RECREATION, AND CONSERVATION DISTRICT DECLARING THE RESULTS OF AN ELECTION HELD
NOVEMBER 5, 2024**

as regularly adopted at a legally convened meeting of the Board of Commissioners of the HUMBOLDT BAY HARBOR, RECREATION AND CONSERVATION DISTRICT, duly held on the 12th day of December 2024; and further, that such Resolution has been fully recorded in the Journal of Proceedings in my office, and is in full force and effect.

IN WITNESS WHEREOF, I have hereunto set my hand this 12th day of December 2024.

**Aaron Newman, Secretary
Board of Commissioners**

Exhibit A

[FOLLOWS THIS PAGE]

**CERTIFICATION OF
COUNTY CLERK/REGISTRAR OF VOTERS OF THE
RESULTS OF THE CANVASS
OF THE NOVEMBER 5, 2024,
GENERAL ELECTION**

STATE OF CALIFORNIA

COUNTY OF Humboldt

} SS.

I, Juan Pablo Cervantes, County Clerk/Registrar of Voters of County of Humboldt, do hereby certify that, in pursuance of the provisions of Elections Code section 15300, et seq., I did canvass the results of the votes cast in the General Election held in said County on November 5, 2024, for measures and contests that were submitted to the vote of the voters, and that the Statement of Votes Cast, to which this certificate is attached is full, true, and correct.

I hereby set my hand and official seal this 3rd day of December, 2024, at the County of Humboldt



County Clerk/Registrar of Voters
County of Humboldt
State of California

Canvass Certification of Elections Official
(11/2024)

**HELP AMERICA VOTE ACT OF 2002
CERTIFICATION OF ELECTIONS OFFICIAL**

STATE OF CALIFORNIA

COUNTY OF Humboldt




ss.

Pursuant to the statewide voter registration list requirements set forth in the Help America Vote Act of 2002 ((HAVA) 52 U.S.C. § 21083),

I, Juan Pablo Cervantes, County Clerk/Registrar of Voters for the County of Humboldt, State of California, hereby certify that I complied with all provisions of Chapter 2 of Division 7 of Title 2 of the California Code of Regulations for the Federal election held on the 5th day of November 2024, in the County of Humboldt, State of California and all elections consolidated therewith.

I hereby set my hand and official seal this 3rd day of December, 2024, at the County of Humboldt





County Clerk/Registrar of Voters
County of Humboldt
State of California

HAVA Certification of Elections Official
(11/2024)

November 5 General Election

November 5, 2024 General Election

Run Time 1:57 PM

11/5/2024

Run Date 12/02/2024

Page 1

PRESIDENT AND VICE PRESIDENT - Vote for One Party

Precinct	Claudia De la Cruz and Karina Garcia	Kamala D. Harris and Tim Walz	Robert F. Kennedy Jr. and Nicole Shanahan	Chase Oliver and Mike ter Maat	Jill Stein and Rudolph Ware	Donald J. Trump and JD Vance	Peter Sonski (W)	Cast Votes	Undervotes	Overvotes	Unqualified write-ins	Vote Center Ballots Cast	Vote by Mail Ballots Cast	Total Ballots Cast	Registered Voters	Turnout Percentage
1CS-1	11	1,589	41	19	25	1,155	0	2,840	25	0	16	356	2,525	2,881	3,681	78.27%
1E-26	1	201	3	3	8	128	0	344	8	2	1	47	308	355	505	70.30%
1E-30	8	856	10	7	15	417	0	1,313	11	1	10	170	1,165	1,335	1,623	82.26%
1E-35	2	222	5	0	6	102	0	337	1	0	4	51	291	342	379	90.24%
1E-47	6	533	12	5	15	245	0	816	10	0	1	122	705	827	985	83.96%
1ES-1	5	616	11	5	12	363	0	1,012	4	1	4	172	849	1,021	1,394	73.24%
1F--1	4	475	13	4	6	403	0	905	8	0	4	208	709	917	1,059	86.59%
1F--7	0	12	0	0	1	21	0	34	2	0	0	4	32	36	37	97.30%
1FB-1	5	131	2	3	2	101	0	244	3	0	0	24	223	247	281	87.90%
1FS	0	236	14	4	4	521	0	779	13	0	7	224	575	799	956	83.58%
1FS-1	0	134	3	3	1	233	0	374	4	1	1	68	312	380	502	75.70%
1FS-10	0	0	0	0	0	0	0	0	0	0	0	0	0	0	0	0.00%
1LU	3	313	11	4	5	285	0	621	10	1	5	117	520	637	883	72.14%
1MU	7	174	3	1	19	70	0	274	7	0	0	16	265	281	354	79.38%
1RD	0	23	0	0	0	29	0	52	0	0	0	12	40	52	70	74.29%
1RV-3	0	0	0	0	0	0	0	0	0	0	0	0	0	0	0	0.00%
1SB-1	0	8	0	0	0	3	0	11	0	0	0	1	10	11	12	91.67%
1SB-10	11	984	26	6	15	711	0	1,753	13	1	12	337	1,442	1,779	2,366	75.19%
1SB-11	0	8	0	1	0	19	0	28	0	0	0	2	26	28	36	77.78%
1SB-13	0	39	0	0	0	43	0	82	1	0	0	18	65	83	89	93.26%
1SB-2	8	586	15	9	11	519	0	1,148	8	1	6	205	958	1,163	1,598	72.78%

November 5 General Election

November 5, 2024 General Election

Run Time 1:57 PM

11/5/2024

Run Date 12/02/2024

Page 2

PRESIDENT AND VICE PRESIDENT - Vote for One Party

Precinct	Claudia De la Cruz and Karina Garcia	Kamala D. Harris and Tim Walz	Robert F. Kennedy Jr. and Nicole Shanahan	Chase Oliver and Mike ter Maat	Jill Stein and Rudolph Ware	Donald J. Trump and JD Vance	Peter Sonski (W)	Cast Votes	Undervotes	Overvotes	Unqualified write-ins	Vote Center Ballots Cast	Vote by Mail Ballots Cast	Total Ballots Cast	Registered Voters	Turnout Percentage
1SB-5	0	0	0	0	0	0	0	0	0	0	0	0	0	0	0	0.00%
1SB-7	1	125	3	3	5	109	0	246	6	0	1	19	234	253	316	80.06%
1SB18	0	0	0	0	0	0	0	0	0	0	0	0	0	0	0	0.00%
1SCD	5	175	8	2	3	222	0	415	3	0	4	105	317	422	551	76.59%
2BV-1	1	109	6	0	3	129	0	248	0	0	2	54	196	250	352	71.02%
2CU	2	144	6	1	4	279	0	436	3	0	0	86	353	439	541	81.15%
2F--2	11	1,270	48	27	18	1,265	0	2,639	27	2	17	563	2,122	2,685	3,628	74.01%
2F-R1	5	1,120	38	13	24	1,512	1	2,713	33	4	11	505	2,256	2,761	3,701	74.60%
2HV-1	3	357	16	4	9	572	0	961	7	2	6	147	829	976	1,217	80.20%
2MR	0	23	0	0	2	11	0	36	0	0	0	7	29	36	59	61.02%
2R--1	4	487	31	2	6	807	0	1,337	5	1	6	400	949	1,349	1,919	70.30%
2SH-1	4	476	24	1	10	215	0	730	5	1	4	59	681	740	987	74.97%
2SH-2	0	74	4	0	7	118	0	203	0	0	0	16	187	203	276	73.55%
2SH-4	3	169	4	1	8	69	0	254	3	1	3	47	214	261	349	74.79%
2SH-5	0	315	16	4	13	170	0	518	3	0	2	87	436	523	720	72.64%
2SH-6N	2	170	5	1	3	138	0	319	2	0	1	44	278	322	463	69.55%
2SHF7	5	266	8	2	3	153	0	437	2	1	4	100	344	444	622	71.38%
2SHF9	3	398	16	1	29	219	0	666	4	1	4	115	560	675	910	74.18%
2SHS4C	2	199	3	0	9	102	0	315	1	0	1	77	240	317	450	70.44%
2SHS4E	0	0	0	0	0	0	0	0	0	0	0	0	0	0	0	0.00%
3A--1	40	1,768	33	6	68	233	1	2,149	24	0	8	454	1,727	2,181	2,698	80.84%

November 5 General Election

November 5, 2024 General Election

Run Time 1:57 PM

11/5/2024

Run Date 12/02/2024

Page 3

PRESIDENT AND VICE PRESIDENT - Vote for One Party

Precinct	Claudia De la Cruz and Karina Garcia	Kamala D. Harris and Tim Walz	Robert F. Kennedy Jr. and Nicole Shanahan	Chase Oliver and Mike ter Maat	Jill Stein and Rudolph Ware	Donald J. Trump and JD Vance	Peter Sonski (W)	Cast Votes	Undervotes	Overvotes	Unqualified write-ins	Vote Center Ballots Cast	Vote by Mail Ballots Cast	Total Ballots Cast	Registered Voters	Turnout Percentage
3A-10	34	1,591	23	8	76	200	0	1,932	22	1	20	411	1,564	1,975	2,548	77.51%
3A-13	39	1,782	31	9	80	252	0	2,193	33	0	14	698	1,542	2,240	2,507	89.35%
3A-J1	5	531	4	1	23	60	0	624	2	0	3	61	568	629	723	87.00%
3A-P2	22	1,125	19	8	42	299	0	1,515	12	0	12	319	1,220	1,539	2,050	75.07%
3A-P5	2	164	2	0	7	78	0	253	2	1	2	37	221	258	350	73.71%
3AS-1	1	105	0	1	2	33	0	142	4	0	0	10	136	146	177	82.49%
3AS-7	0	0	0	0	0	0	0	0	0	0	0	0	0	0	0	0.00%
3AS-9	1	52	5	1	5	22	0	86	0	0	0	5	81	86	103	83.50%
3AS12	0	19	2	0	1	4	0	26	0	0	0	1	25	26	29	89.66%
3B--1	4	489	12	5	12	160	0	682	10	0	5	76	621	697	833	83.67%
3BLF	0	0	0	0	0	0	0	0	0	0	0	0	0	0	0	0.00%
3E-4J	0	0	0	0	0	0	0	0	0	0	0	0	0	0	0	0.00%
3ES-6	1	15	2	0	0	11	0	29	0	0	0	1	28	29	39	74.36%
3ES-7	0	115	4	2	1	59	0	181	1	0	1	15	168	183	228	80.26%
3ES11	0	4	0	0	0	0	0	4	0	0	0	0	4	4	4	100.00%
3ES12	0	6	0	0	0	0	0	6	0	0	0	0	6	6	0	0.00%
3ESS6	0	169	3	2	2	110	0	286	0	0	2	39	249	288	330	87.27%
3FW	1	261	5	4	6	147	0	424	2	0	2	43	385	428	503	85.09%
3FWF	5	406	8	2	8	155	0	584	2	0	4	91	499	590	775	76.13%
3FWS	5	499	9	12	11	255	0	791	8	2	6	106	701	807	992	81.35%
3GF	0	36	2	0	1	35	0	74	1	0	1	10	66	76	97	78.35%

November 5 General Election

November 5, 2024 General Election

Run Time 1:57 PM

11/5/2024

Run Date 12/02/2024

Page 4

PRESIDENT AND VICE PRESIDENT - Vote for One Party

Precinct	Claudia De la Cruz and Karina Garcia	Kamala D. Harris and Tim Walz	Robert F. Kennedy Jr. and Nicole Shanahan	Chase Oliver and Mike ter Maat	Jill Stein and Rudolph Ware	Donald J. Trump and JD Vance	Peter Sonski (W)	Cast Votes	Undervotes	Overvotes	Unqualified write-ins	Vote Center Ballots Cast	Vote by Mail Ballots Cast	Total Ballots Cast	Registered Voters	Turnout Percentage
3JC	5	81	2	0	3	24	0	115	0	0	1	18	98	116	133	87.22%
3JCF	5	738	12	5	24	226	0	1,010	10	1	10	137	894	1,031	1,235	83.48%
3MA-1	0	4	0	0	2	4	0	10	0	0	1	5	6	11	18	61.11%
3MA-2	5	241	10	1	10	76	0	343	5	0	7	69	286	355	525	67.62%
3PA-1	3	260	6	2	9	127	0	407	3	0	2	45	367	412	521	79.08%
3PA-4	3	169	3	1	3	76	0	255	2	0	1	34	224	258	317	81.39%
3PA-5	0	0	0	0	0	0	0	0	0	0	0	0	0	0	0	0.00%
3PAE	0	0	0	0	0	0	0	0	0	0	0	0	0	0	0	0.00%
4E-11	21	1,155	31	6	44	426	0	1,683	12	3	12	467	1,243	1,710	2,505	68.26%
4E-20	12	1,102	32	11	12	542	0	1,711	15	0	6	339	1,393	1,732	2,597	66.69%
4E-31	7	592	13	4	13	217	0	846	3	1	15	110	755	865	1,107	78.14%
4E-33	2	247	4	1	3	92	0	349	3	1	0	45	308	353	442	79.86%
4E-40	6	770	18	8	23	323	0	1,148	5	0	4	205	952	1,157	1,481	78.12%
4E-44	7	584	16	4	11	250	1	873	2	1	6	136	746	882	1,098	80.33%
4E-49	1	134	3	0	3	50	0	191	1	0	1	23	170	193	239	80.75%
4E-4FW	0	1	0	0	0	4	0	5	0	0	0	0	5	5	5	100.00%
4E-51	25	1,239	19	8	37	413	1	1,742	15	1	15	394	1,379	1,773	2,410	73.57%
4E-52	3	240	2	3	7	85	0	340	4	1	5	103	247	350	487	71.87%
4E-57	1	42	0	0	2	13	0	58	0	0	1	9	50	59	81	72.84%
4ES-4	10	1,339	28	9	37	791	0	2,214	21	1	16	404	1,848	2,252	2,873	78.38%
4FW	0	0	0	0	0	0	0	0	0	0	0	0	0	0	0	0.00%

November 5 General Election

November 5, 2024 General Election

Run Time 1:57 PM

11/5/2024

Run Date 12/02/2024

Page 5

PRESIDENT AND VICE PRESIDENT - Vote for One Party

Precinct	Claudia De la Cruz and Karina Garcia	Kamala D. Harris and Tim Walz	Robert F. Kennedy Jr. and Nicole Shanahan	Chase Oliver and Mike ter Maat	Jill Stein and Rudolph Ware	Donald J. Trump and JD Vance	Peter Sonski (W)	Cast Votes	Undervotes	Overvotes	Unqualified write-ins	Vote Center Ballots Cast	Vote by Mail Ballots Cast	Total Ballots Cast	Registered Voters	Turnout Percentage
4PE	2	115	9	1	4	57	0	188	4	0	2	44	150	194	247	78.54%
4PEF	0	0	0	0	0	0	0	0	0	0	0	0	0	0	1	0.00%
5AS-4	0	2	0	0	0	0	0	2	0	0	0	0	2	2	2	100.00%
5AS-5	0	71	0	0	2	29	0	102	0	0	2	4	100	104	140	74.29%
5AS-5A	0	11	1	0	0	9	0	21	0	0	0	5	16	21	22	95.45%
5BL	0	24	1	0	2	7	0	34	1	0	0	1	34	35	34	102.94%
5BLF	2	260	9	4	7	181	0	463	6	0	2	40	431	471	611	77.09%
5BLS	3	81	2	0	0	30	0	116	2	0	0	10	108	118	145	81.38%
5BM	0	7	0	0	0	11	0	18	0	0	0	3	15	18	30	60.00%
5BU	1	263	3	5	6	137	0	415	2	0	3	45	375	420	516	81.40%
5FB	2	349	5	2	7	171	0	536	2	0	5	76	467	543	666	81.53%
5KT-1	5	451	7	0	7	214	0	684	4	0	3	207	484	691	1,123	61.53%
5KT-4	1	131	3	0	2	48	0	185	0	0	2	99	88	187	379	49.34%
5KT-7	1	114	10	0	2	32	0	159	3	0	0	47	115	162	292	55.48%
5KTF1	7	430	18	2	9	281	0	747	4	0	4	82	673	755	1,028	73.44%
5MC	1	15	0	0	0	5	0	21	0	0	0	2	19	21	34	61.76%
5MK-1	17	2,584	48	21	69	1,353	0	4,092	33	0	30	771	3,384	4,155	5,196	79.97%
5MK-5	20	2,346	60	20	51	1,195	0	3,692	26	1	24	724	3,019	3,743	4,786	78.21%
5MK-8	0	464	11	5	10	227	0	717	2	0	2	135	586	721	913	78.97%
5MK-9A	0	0	0	0	0	2	0	2	0	0	0	0	2	2	3	66.67%
5PA-3	0	63	4	1	1	25	0	94	0	0	0	7	87	94	112	83.93%

November 5 General Election

November 5, 2024 General Election

Run Time 1:57 PM

11/5/2024

Run Date 12/02/2024

Page 6

PRESIDENT AND VICE PRESIDENT - Vote for One Party

Precinct	Claudia De la Cruz and Karina Garcia	Kamala D. Harris and Tim Walz	Robert F. Kennedy Jr. and Nicole Shanahan	Chase Oliver and Mike ter Maat	Jill Stein and Rudolph Ware	Donald J. Trump and JD Vance	Peter Sonski (W)	Cast Votes	Undervotes	Overvotes	Unqualified write-ins	Vote Center Ballots Cast	Vote by Mail Ballots Cast	Total Ballots Cast	Registered Voters	Turnout Percentage
5T--1	3	169	3	0	5	49	0	229	1	0	1	21	210	231	250	92.40%
5TU-1	5	758	14	8	23	186	0	994	7	0	11	117	895	1,012	1,280	79.06%
Totals	468	39,800	976	329	1,096	21,559	4	64,232	553	36	411	11,945	53,287	65,232	84,741	76.98%

November 5 General Election

November 5, 2024 General Election

Registered Voters
65232 of 84741 = 76.98%

Run Time 1:57 PM
Run Date 12/02/2024

11/5/2024
Page 7

U.S. SENATOR, FULL TERM - Vote for One

Precinct	Adam B. Schiff	Steve Garvey	Cast Votes	Undervotes	Overvotes	Unqualified write-ins	Vote Center Ballots Cast	Vote by Mail Ballots Cast	Total Ballots Cast	Registered Voters	Turnout Percentage
1CS-1	1,562	1,244	2,806	75	0	0	356	2,525	2,881	3,681	78.27%
1E-26	209	131	340	14	1	0	47	308	355	505	70.30%
1E-30	850	442	1,292	42	1	0	170	1,165	1,335	1,623	82.26%
1E-35	228	103	331	11	0	0	51	291	342	379	90.24%
1E-47	551	264	815	12	0	0	122	705	827	985	83.96%
1ES-1	629	368	997	24	0	0	172	849	1,021	1,394	73.24%
1F--1	454	431	885	32	0	0	208	709	917	1,059	86.59%
1F--7	13	20	33	3	0	0	4	32	36	37	97.30%
1FB-1	133	104	237	10	0	0	24	223	247	281	87.90%
1FS	228	546	774	25	0	0	224	575	799	956	83.58%
1FS-1	126	248	374	6	0	0	68	312	380	502	75.70%
1FS-10	0	0	0	0	0	0	0	0	0	0	0.00%
1LU	312	302	614	23	0	0	117	520	637	883	72.14%
1MU	194	73	267	14	0	0	16	265	281	354	79.38%
1RD	21	30	51	1	0	0	12	40	52	70	74.29%
1RV-3	0	0	0	0	0	0	0	0	0	0	0.00%
1SB-1	7	4	11	0	0	0	1	10	11	12	91.67%
1SB-10	985	749	1,734	43	2	0	337	1,442	1,779	2,366	75.19%
1SB-11	7	20	27	1	0	0	2	26	28	36	77.78%
1SB-13	37	43	80	3	0	0	18	65	83	89	93.26%
1SB-2	565	548	1,113	49	1	0	205	958	1,163	1,598	72.78%

November 5 General Election

November 5, 2024 General Election

Run Time 1:57 PM

11/5/2024

Run Date 12/02/2024

Page 8

U.S. SENATOR, FULL TERM - Vote for One

Precinct	Adam B. Schiff	Steve Garvey	Cast Votes	Undervotes	Overvotes	Unqualified write-ins	Vote Center Ballots Cast	Vote by Mail Ballots Cast	Total Ballots Cast	Registered Voters	Turnout Percentage
1SB-5	0	0	0	0	0	0	0	0	0	0	0.00%
1SB-7	131	119	250	3	0	0	19	234	253	316	80.06%
1SB18	0	0	0	0	0	0	0	0	0	0	0.00%
1SCD	182	228	410	12	0	0	105	317	422	551	76.59%
2BV-1	111	131	242	8	0	0	54	196	250	352	71.02%
2CU	146	280	426	13	0	0	86	353	439	541	81.15%
2F--2	1,265	1,315	2,580	105	0	0	563	2,122	2,685	3,628	74.01%
2F-R1	1,095	1,584	2,679	81	1	0	505	2,256	2,761	3,701	74.60%
2HV-1	354	595	949	27	0	0	147	829	976	1,217	80.20%
2MR	21	15	36	0	0	0	7	29	36	59	61.02%
2R--1	493	813	1,306	43	0	0	400	949	1,349	1,919	70.30%
2SH-1	492	227	719	21	0	0	59	681	740	987	74.97%
2SH-2	80	117	197	6	0	0	16	187	203	276	73.55%
2SH-4	179	73	252	9	0	0	47	214	261	349	74.79%
2SH-5	320	180	500	23	0	0	87	436	523	720	72.64%
2SH-6N	174	138	312	10	0	0	44	278	322	463	69.55%
2SHF7	264	158	422	22	0	0	100	344	444	622	71.38%
2SHF9	421	227	648	26	1	0	115	560	675	910	74.18%
2SHS4C	205	102	307	10	0	0	77	240	317	450	70.44%
2SHS4E	0	0	0	0	0	0	0	0	0	0	0.00%
3A--1	1,834	268	2,102	78	1	0	454	1,727	2,181	2,698	80.84%

November 5 General Election

November 5, 2024 General Election

Registered Voters
65232 of 84741 = 76.98%

Run Time 1:57 PM

11/5/2024

Run Date 12/02/2024

Page 9

U.S. SENATOR, FULL TERM - Vote for One

Precinct	Adam B. Schiff	Steve Garvey	Cast Votes	Undervotes	Overvotes	Unqualified write-ins	Vote Center Ballots Cast	Vote by Mail Ballots Cast	Total Ballots Cast	Registered Voters	Turnout Percentage
3A-10	1,658	235	1,893	80	2	0	411	1,564	1,975	2,548	77.51%
3A-13	1,867	273	2,140	99	1	0	698	1,542	2,240	2,507	89.35%
3A-J1	554	64	618	11	0	0	61	568	629	723	87.00%
3A-P2	1,154	320	1,474	65	0	0	319	1,220	1,539	2,050	75.07%
3A-P5	166	83	249	9	0	0	37	221	258	350	73.71%
3AS-1	107	37	144	2	0	0	10	136	146	177	82.49%
3AS-7	0	0	0	0	0	0	0	0	0	0	0.00%
3AS-9	57	27	84	2	0	0	5	81	86	103	83.50%
3AS12	20	4	24	2	0	0	1	25	26	29	89.66%
3B--1	499	175	674	23	0	0	76	621	697	833	83.67%
3BLF	0	0	0	0	0	0	0	0	0	0	0.00%
3E-4J	0	0	0	0	0	0	0	0	0	0	0.00%
3ES-6	15	14	29	0	0	0	1	28	29	39	74.36%
3ES-7	113	64	177	6	0	0	15	168	183	228	80.26%
3ES11	4	0	4	0	0	0	0	4	4	4	100.00%
3ES12	6	0	6	0	0	0	0	6	6	0	0.00%
3ESS6	171	116	287	1	0	0	39	249	288	330	87.27%
3FW	266	154	420	8	0	0	43	385	428	503	85.09%
3FWF	397	172	569	21	0	0	91	499	590	775	76.13%
3FWS	496	291	787	20	0	0	106	701	807	992	81.35%
3GF	34	39	73	3	0	0	10	66	76	97	78.35%

U.S. SENATOR, FULL TERM - Vote for One

Precinct	Adam B. Schiff	Steve Garvey	Cast Votes	Undervotes	Overvotes	Unqualified write-ins	Vote Center Ballots Cast	Vote by Mail Ballots Cast	Total Ballots Cast	Registered Voters	Turnout Percentage
3JC	87	24	111	5	0	0	18	98	116	133	87.22%
3JCF	735	257	992	39	0	0	137	894	1,031	1,235	83.48%
3MA-1	5	6	11	0	0	0	5	6	11	18	61.11%
3MA-2	259	76	335	20	0	0	69	286	355	525	67.62%
3PA-1	267	131	398	14	0	0	45	367	412	521	79.08%
3PA-4	170	81	251	7	0	0	34	224	258	317	81.39%
3PA-5	0	0	0	0	0	0	0	0	0	0	0.00%
3PAE	0	0	0	0	0	0	0	0	0	0	0.00%
4E-11	1,202	431	1,633	77	0	0	467	1,243	1,710	2,505	68.26%
4E-20	1,098	571	1,669	62	1	0	339	1,393	1,732	2,597	66.69%
4E-31	601	236	837	28	0	0	110	755	865	1,107	78.14%
4E-33	237	108	345	8	0	0	45	308	353	442	79.86%
4E-40	765	348	1,113	44	0	0	205	952	1,157	1,481	78.12%
4E-44	579	275	854	28	0	0	136	746	882	1,098	80.33%
4E-49	129	52	181	12	0	0	23	170	193	239	80.75%
4E-4FW	1	4	5	0	0	0	0	5	5	5	100.00%
4E-51	1,268	430	1,698	73	2	0	394	1,379	1,773	2,410	73.57%
4E-52	250	83	333	17	0	0	103	247	350	487	71.87%
4E-57	46	12	58	1	0	0	9	50	59	81	72.84%
4ES-4	1,340	847	2,187	65	0	0	404	1,848	2,252	2,873	78.38%
4FW	0	0	0	0	0	0	0	0	0	0	0.00%

U.S. SENATOR, FULL TERM - Vote for One

Precinct	Adam B. Schiff	Steve Garvey	Cast Votes	Undervotes	Overvotes	Unqualified write-ins	Vote Center Ballots Cast	Vote by Mail Ballots Cast	Total Ballots Cast	Registered Voters	Turnout Percentage
4PE	124	59	183	11	0	0	44	150	194	247	78.54%
4PEF	0	0	0	0	0	0	0	0	0	1	0.00%
5AS-4	2	0	2	0	0	0	0	2	2	2	100.00%
5AS-5	70	32	102	2	0	0	4	100	104	140	74.29%
5AS-5A	11	9	20	1	0	0	5	16	21	22	95.45%
5BL	23	9	32	3	0	0	1	34	35	34	102.94%
5BLF	262	195	457	14	0	0	40	431	471	611	77.09%
5BLS	85	32	117	1	0	0	10	108	118	145	81.38%
5BM	8	10	18	0	0	0	3	15	18	30	60.00%
5BU	261	142	403	17	0	0	45	375	420	516	81.40%
5FB	351	178	529	14	0	0	76	467	543	666	81.53%
5KT-1	457	217	674	17	0	0	207	484	691	1,123	61.53%
5KT-4	132	49	181	6	0	0	99	88	187	379	49.34%
5KT-7	121	37	158	4	0	0	47	115	162	292	55.48%
5KTF1	418	306	724	30	1	0	82	673	755	1,028	73.44%
5MC	15	5	20	1	0	0	2	19	21	34	61.76%
5MK-1	2,577	1,434	4,011	143	1	0	771	3,384	4,155	5,196	79.97%
5MK-5	2,359	1,260	3,619	121	3	0	724	3,019	3,743	4,786	78.21%
5MK-8	457	240	697	24	0	0	135	586	721	913	78.97%
5MK-9A	0	2	2	0	0	0	0	2	2	3	66.67%
5PA-3	65	28	93	1	0	0	7	87	94	112	83.93%

Final Canvass Report

November 5 General Election

Run Time 1:57 PM

Run Date 12/02/2024

Humboldt County

November 5, 2024 General Election

11/5/2024

Page 12

Official Results

Registered Voters

65232 of 84741 = 76.98%

U.S. SENATOR, FULL TERM - Vote for One

Precinct	Adam B. Schiff	Steve Garvey	Cast Votes	Undervotes	Overvotes	Unqualified write-ins	Vote Center Ballots Cast	Vote by Mail Ballots Cast	Total Ballots Cast	Registered Voters	Turnout Percentage
5T--1	166	57	223	8	0	0	21	210	231	250	92.40%
5TU-1	775	212	987	25	0	0	117	895	1,012	1,280	79.06%
Totals	40,240	22,793	63,033	2,180	19	0	11,945	53,287	65,232	84,741	76.98%

U.S. SENATOR, PARTIAL/UNEXPIRED TERM - Vote for One

Precinct	Adam B. Schiff	Steve Garvey	Cast Votes	Undervotes	Overvotes	Unqualified write-ins	Vote Center Ballots Cast	Vote by Mail Ballots Cast	Total Ballots Cast	Registered Voters	Turnout Percentage
1CS-1	1,530	1,239	2,769	112	0	0	356	2,525	2,881	3,681	78.27%
1E-26	208	130	338	17	0	0	47	308	355	505	70.30%
1E-30	833	443	1,276	59	0	0	170	1,165	1,335	1,623	82.26%
1E-35	225	102	327	15	0	0	51	291	342	379	90.24%
1E-47	537	263	800	27	0	0	122	705	827	985	83.96%
1ES-1	615	369	984	37	0	0	172	849	1,021	1,394	73.24%
1F--1	455	421	876	41	0	0	208	709	917	1,059	86.59%
1F--7	12	20	32	4	0	0	4	32	36	37	97.30%
1FB-1	131	102	233	14	0	0	24	223	247	281	87.90%
1FS	225	536	761	38	0	0	224	575	799	956	83.58%
1FS-1	123	242	365	15	0	0	68	312	380	502	75.70%
1FS-10	0	0	0	0	0	0	0	0	0	0	0.00%
1LU	308	297	605	31	1	0	117	520	637	883	72.14%
1MU	187	70	257	24	0	0	16	265	281	354	79.38%
1RD	21	28	49	3	0	0	12	40	52	70	74.29%
1RV-3	0	0	0	0	0	0	0	0	0	0	0.00%
1SB-1	8	3	11	0	0	0	1	10	11	12	91.67%
1SB-10	960	743	1,703	74	2	0	337	1,442	1,779	2,366	75.19%
1SB-11	6	21	27	1	0	0	2	26	28	36	77.78%
1SB-13	35	43	78	5	0	0	18	65	83	89	93.26%
1SB-2	563	534	1,097	66	0	0	205	958	1,163	1,598	72.78%

U.S. SENATOR, PARTIAL/UNEXPIRED TERM - Vote for One

Precinct	Adam B. Schiff	Steve Garvey	Cast Votes	Undervotes	Overvotes	Unqualified write-ins	Vote Center Ballots Cast	Vote by Mail Ballots Cast	Total Ballots Cast	Registered Voters	Turnout Percentage
1SB-5	0	0	0	0	0	0	0	0	0	0	0.00%
1SB-7	129	119	248	5	0	0	19	234	253	316	80.06%
1SB18	0	0	0	0	0	0	0	0	0	0	0.00%
1SCD	180	224	404	18	0	0	105	317	422	551	76.59%
2BV-1	109	126	235	15	0	0	54	196	250	352	71.02%
2CU	140	277	417	22	0	0	86	353	439	541	81.15%
2F--2	1,228	1,301	2,529	155	1	0	563	2,122	2,685	3,628	74.01%
2F-R1	1,074	1,552	2,626	134	1	0	505	2,256	2,761	3,701	74.60%
2HV-1	347	588	935	41	0	0	147	829	976	1,217	80.20%
2MR	22	13	35	1	0	0	7	29	36	59	61.02%
2R--1	479	804	1,283	66	0	0	400	949	1,349	1,919	70.30%
2SH-1	488	221	709	31	0	0	59	681	740	987	74.97%
2SH-2	72	119	191	12	0	0	16	187	203	276	73.55%
2SH-4	175	72	247	14	0	0	47	214	261	349	74.79%
2SH-5	312	177	489	34	0	0	87	436	523	720	72.64%
2SH-6N	168	139	307	15	0	0	44	278	322	463	69.55%
2SHF7	254	158	412	32	0	0	100	344	444	622	71.38%
2SHF9	411	222	633	42	0	0	115	560	675	910	74.18%
2SHS4C	197	102	299	18	0	0	77	240	317	450	70.44%
2SHS4E	0	0	0	0	0	0	0	0	0	0	0.00%
3A--1	1,808	268	2,076	104	1	0	454	1,727	2,181	2,698	80.84%

November 5 General Election

November 5, 2024 General Election

Registered Voters
65232 of 84741 = 76.98%

Run Time 1:57 PM
Run Date 12/02/2024

11/5/2024
Page 15

U.S. SENATOR, PARTIAL/UNEXPIRED TERM - Vote for One

Precinct	Adam B. Schiff	Steve Garvey	Cast Votes	Undervotes	Overvotes	Unqualified write-ins	Vote Center Ballots Cast	Vote by Mail Ballots Cast	Total Ballots Cast	Registered Voters	Turnout Percentage
3A-10	1,638	226	1,864	111	0	0	411	1,564	1,975	2,548	77.51%
3A-13	1,826	276	2,102	138	0	0	698	1,542	2,240	2,507	89.35%
3A-J1	544	62	606	23	0	0	61	568	629	723	87.00%
3A-P2	1,128	327	1,455	84	0	0	319	1,220	1,539	2,050	75.07%
3A-P5	160	86	246	12	0	0	37	221	258	350	73.71%
3AS-1	107	36	143	3	0	0	10	136	146	177	82.49%
3AS-7	0	0	0	0	0	0	0	0	0	0	0.00%
3AS-9	55	28	83	3	0	0	5	81	86	103	83.50%
3AS12	20	4	24	2	0	0	1	25	26	29	89.66%
3B--1	488	177	665	32	0	0	76	621	697	833	83.67%
3BLF	0	0	0	0	0	0	0	0	0	0	0.00%
3E-4J	0	0	0	0	0	0	0	0	0	0	0.00%
3ES-6	14	14	28	1	0	0	1	28	29	39	74.36%
3ES-7	107	67	174	9	0	0	15	168	183	228	80.26%
3ES11	4	0	4	0	0	0	0	4	4	4	100.00%
3ES12	6	0	6	0	0	0	0	6	6	0	0.00%
3ESS6	167	113	280	8	0	0	39	249	288	330	87.27%
3FW	260	152	412	16	0	0	43	385	428	503	85.09%
3FWF	392	170	562	27	1	0	91	499	590	775	76.13%
3FWS	492	286	778	29	0	0	106	701	807	992	81.35%
3GF	34	38	72	4	0	0	10	66	76	97	78.35%

U.S. SENATOR, PARTIAL/UNEXPIRED TERM - Vote for One

Precinct	Adam B. Schiff	Steve Garvey	Cast Votes	Undervotes	Overvotes	Unqualified write-ins	Vote Center Ballots Cast	Vote by Mail Ballots Cast	Total Ballots Cast	Registered Voters	Turnout Percentage
3JC	83	23	106	10	0	0	18	98	116	133	87.22%
3JCF	722	253	975	56	0	0	137	894	1,031	1,235	83.48%
3MA-1	5	6	11	0	0	0	5	6	11	18	61.11%
3MA-2	253	75	328	27	0	0	69	286	355	525	67.62%
3PA-1	262	130	392	20	0	0	45	367	412	521	79.08%
3PA-4	164	79	243	15	0	0	34	224	258	317	81.39%
3PA-5	0	0	0	0	0	0	0	0	0	0	0.00%
3PAE	0	0	0	0	0	0	0	0	0	0	0.00%
4E-11	1,162	431	1,593	117	0	0	467	1,243	1,710	2,505	68.26%
4E-20	1,060	581	1,641	91	0	0	339	1,393	1,732	2,597	66.69%
4E-31	584	240	824	41	0	0	110	755	865	1,107	78.14%
4E-33	234	109	343	10	0	0	45	308	353	442	79.86%
4E-40	747	333	1,080	77	0	0	205	952	1,157	1,481	78.12%
4E-44	558	275	833	49	0	0	136	746	882	1,098	80.33%
4E-49	128	51	179	14	0	0	23	170	193	239	80.75%
4E-4FW	1	4	5	0	0	0	0	5	5	5	100.00%
4E-51	1,243	425	1,668	105	0	0	394	1,379	1,773	2,410	73.57%
4E-52	244	84	328	22	0	0	103	247	350	487	71.87%
4E-57	46	12	58	1	0	0	9	50	59	81	72.84%
4ES-4	1,313	819	2,132	120	0	0	404	1,848	2,252	2,873	78.38%
4FW	0	0	0	0	0	0	0	0	0	0	0.00%

November 5 General Election

November 5, 2024 General Election

Registered Voters
65232 of 84741 = 76.98%

Run Time 1:57 PM
Run Date 12/02/2024

11/5/2024
Page 17

U.S. SENATOR, PARTIAL/UNEXPIRED TERM - Vote for One

Precinct	Adam B. Schiff	Steve Garvey	Cast Votes	Undervotes	Overvotes	Unqualified write-ins	Vote Center Ballots Cast	Vote by Mail Ballots Cast	Total Ballots Cast	Registered Voters	Turnout Percentage
4PE	125	53	178	16	0	0	44	150	194	247	78.54%
4PEF	0	0	0	0	0	0	0	0	0	1	0.00%
5AS-4	2	0	2	0	0	0	0	2	2	2	100.00%
5AS-5	69	33	102	2	0	0	4	100	104	140	74.29%
5AS-5A	11	10	21	0	0	0	5	16	21	22	95.45%
5BL	22	9	31	4	0	0	1	34	35	34	102.94%
5BLF	257	193	450	19	2	0	40	431	471	611	77.09%
5BLS	84	31	115	3	0	0	10	108	118	145	81.38%
5BM	6	10	16	2	0	0	3	15	18	30	60.00%
5BU	255	146	401	19	0	0	45	375	420	516	81.40%
5FB	349	174	523	20	0	0	76	467	543	666	81.53%
5KT-1	441	218	659	32	0	0	207	484	691	1,123	61.53%
5KT-4	128	50	178	9	0	0	99	88	187	379	49.34%
5KT-7	117	34	151	11	0	0	47	115	162	292	55.48%
5KTF1	410	308	718	37	0	0	82	673	755	1,028	73.44%
5MC	16	5	21	0	0	0	2	19	21	34	61.76%
5MK-1	2,519	1,420	3,939	215	1	0	771	3,384	4,155	5,196	79.97%
5MK-5	2,307	1,244	3,551	190	2	0	724	3,019	3,743	4,786	78.21%
5MK-8	450	241	691	30	0	0	135	586	721	913	78.97%
5MK-9A	0	2	2	0	0	0	0	2	2	3	66.67%
5PA-3	65	27	92	2	0	0	7	87	94	112	83.93%

Final Canvass Report

November 5 General Election

Run Time 1:57 PM

Run Date 12/02/2024

Humboldt County

November 5, 2024 General Election

11/5/2024

Page 18

Official Results

Registered Voters

65232 of 84741 = 76.98%

U.S. SENATOR, PARTIAL/UNEXPIRED TERM - Vote for One

Precinct	Adam B. Schiff	Steve Garvey	Cast Votes	Undervotes	Overvotes	Unqualified write-ins	Vote Center Ballots Cast	Vote by Mail Ballots Cast	Total Ballots Cast	Registered Voters	Turnout Percentage
5T--1	161	58	219	12	0	0	21	210	231	250	92.40%
5TU-1	761	208	969	43	0	0	117	895	1,012	1,280	79.06%
Totals	39,381	22,554	61,935	3,285	12	0	11,945	53,287	65,232	84,741	76.98%

U.S. REPRESENTATIVE DISTRICT 2 - Vote for One

Precinct	Jared Huffman	Chris Coulombe	Cast Votes	Undervotes	Overvotes	Unqualified write-ins	Vote Center Ballots Cast	Vote by Mail Ballots Cast	Total Ballots Cast	Registered Voters	Turnout Percentage
1CS-1	1,600	1,184	2,784	97	0	0	356	2,525	2,881	3,681	78.27%
1E-26	212	128	340	15	0	0	47	308	355	505	70.30%
1E-30	877	402	1,279	56	0	0	170	1,165	1,335	1,623	82.26%
1E-35	227	99	326	16	0	0	51	291	342	379	90.24%
1E-47	557	248	805	22	0	0	122	705	827	985	83.96%
1ES-1	629	354	983	38	0	0	172	849	1,021	1,394	73.24%
1F--1	475	401	876	41	0	0	208	709	917	1,059	86.59%
1F--7	14	19	33	3	0	0	4	32	36	37	97.30%
1FB-1	133	101	234	13	0	0	24	223	247	281	87.90%
1FS	252	507	759	40	0	0	224	575	799	956	83.58%
1FS-1	137	235	372	8	0	0	68	312	380	502	75.70%
1FS-10	0	0	0	0	0	0	0	0	0	0	0.00%
1LU	317	298	615	22	0	0	117	520	637	883	72.14%
1MU	194	69	263	18	0	0	16	265	281	354	79.38%
1RD	20	32	52	0	0	0	12	40	52	70	74.29%
1RV-3	0	0	0	0	0	0	0	0	0	0	0.00%
1SB-1	8	3	11	0	0	0	1	10	11	12	91.67%
1SB-10	1,023	702	1,725	54	0	0	337	1,442	1,779	2,366	75.19%
1SB-11	6	21	27	1	0	0	2	26	28	36	77.78%
1SB-13	36	43	79	4	0	0	18	65	83	89	93.26%
1SB-2	602	507	1,109	54	0	0	205	958	1,163	1,598	72.78%

U.S. REPRESENTATIVE DISTRICT 2 - Vote for One

Precinct	Jared Huffman	Chris Coulombe	Cast Votes	Undervotes	Overvotes	Unqualified write-ins	Vote Center Ballots Cast	Vote by Mail Ballots Cast	Total Ballots Cast	Registered Voters	Turnout Percentage
1SB-5	0	0	0	0	0	0	0	0	0	0	0.00%
1SB-7	136	112	248	5	0	0	19	234	253	316	80.06%
1SB18	0	0	0	0	0	0	0	0	0	0	0.00%
1SCD	182	224	406	16	0	0	105	317	422	551	76.59%
2BV-1	113	126	239	11	0	0	54	196	250	352	71.02%
2CU	148	272	420	19	0	0	86	353	439	541	81.15%
2F--2	1,288	1,284	2,572	113	0	0	563	2,122	2,685	3,628	74.01%
2F-R1	1,171	1,477	2,648	113	0	0	505	2,256	2,761	3,701	74.60%
2HV-1	366	575	941	35	0	0	147	829	976	1,217	80.20%
2MR	24	12	36	0	0	0	7	29	36	59	61.02%
2R--1	515	785	1,300	49	0	0	400	949	1,349	1,919	70.30%
2SH-1	476	228	704	36	0	0	59	681	740	987	74.97%
2SH-2	79	117	196	7	0	0	16	187	203	276	73.55%
2SH-4	175	72	247	14	0	0	47	214	261	349	74.79%
2SH-5	328	169	497	26	0	0	87	436	523	720	72.64%
2SH-6N	176	127	303	19	0	0	44	278	322	463	69.55%
2SHF7	268	157	425	19	0	0	100	344	444	622	71.38%
2SHF9	427	214	641	34	0	0	115	560	675	910	74.18%
2SHS4C	203	99	302	15	0	0	77	240	317	450	70.44%
2SHS4E	0	0	0	0	0	0	0	0	0	0	0.00%
3A--1	1,834	251	2,085	95	1	0	454	1,727	2,181	2,698	80.84%

U.S. REPRESENTATIVE DISTRICT 2 - Vote for One

Precinct	Jared Huffman	Chris Coulombe	Cast Votes	Undervotes	Overvotes	Unqualified write-ins	Vote Center Ballots Cast	Vote by Mail Ballots Cast	Total Ballots Cast	Registered Voters	Turnout Percentage
3A-10	1,649	226	1,875	100	0	0	411	1,564	1,975	2,548	77.51%
3A-13	1,814	299	2,113	127	0	0	698	1,542	2,240	2,507	89.35%
3A-J1	555	57	612	17	0	0	61	568	629	723	87.00%
3A-P2	1,138	328	1,466	73	0	0	319	1,220	1,539	2,050	75.07%
3A-P5	163	83	246	12	0	0	37	221	258	350	73.71%
3AS-1	108	34	142	4	0	0	10	136	146	177	82.49%
3AS-7	0	0	0	0	0	0	0	0	0	0	0.00%
3AS-9	57	25	82	4	0	0	5	81	86	103	83.50%
3AS12	20	4	24	2	0	0	1	25	26	29	89.66%
3B--1	510	159	669	27	1	0	76	621	697	833	83.67%
3BLF	0	0	0	0	0	0	0	0	0	0	0.00%
3E-4J	0	0	0	0	0	0	0	0	0	0	0.00%
3ES-6	15	14	29	0	0	0	1	28	29	39	74.36%
3ES-7	113	63	176	7	0	0	15	168	183	228	80.26%
3ES11	3	0	3	1	0	0	0	4	4	4	100.00%
3ES12	6	0	6	0	0	0	0	6	6	0	0.00%
3ESS6	170	116	286	2	0	0	39	249	288	330	87.27%
3FW	263	151	414	14	0	0	43	385	428	503	85.09%
3FWF	404	167	571	19	0	0	91	499	590	775	76.13%
3FWS	501	282	783	24	0	0	106	701	807	992	81.35%
3GF	40	33	73	3	0	0	10	66	76	97	78.35%

U.S. REPRESENTATIVE DISTRICT 2 - Vote for One

Precinct	Jared Huffman	Chris Coulombe	Cast Votes	Undervotes	Overvotes	Unqualified write-ins	Vote Center Ballots Cast	Vote by Mail Ballots Cast	Total Ballots Cast	Registered Voters	Turnout Percentage
3JC	86	25	111	5	0	0	18	98	116	133	87.22%
3JCF	745	244	989	42	0	0	137	894	1,031	1,235	83.48%
3MA-1	6	4	10	1	0	0	5	6	11	18	61.11%
3MA-2	261	72	333	22	0	0	69	286	355	525	67.62%
3PA-1	265	126	391	21	0	0	45	367	412	521	79.08%
3PA-4	171	76	247	11	0	0	34	224	258	317	81.39%
3PA-5	0	0	0	0	0	0	0	0	0	0	0.00%
3PAE	0	0	0	0	0	0	0	0	0	0	0.00%
4E-11	1,210	405	1,615	95	0	0	467	1,243	1,710	2,505	68.26%
4E-20	1,103	543	1,646	86	0	0	339	1,393	1,732	2,597	66.69%
4E-31	604	224	828	37	0	0	110	755	865	1,107	78.14%
4E-33	245	95	340	13	0	0	45	308	353	442	79.86%
4E-40	789	321	1,110	47	0	0	205	952	1,157	1,481	78.12%
4E-44	591	255	846	36	0	0	136	746	882	1,098	80.33%
4E-49	133	45	178	15	0	0	23	170	193	239	80.75%
4E-4FW	1	4	5	0	0	0	0	5	5	5	100.00%
4E-51	1,263	424	1,687	86	0	0	394	1,379	1,773	2,410	73.57%
4E-52	246	86	332	18	0	0	103	247	350	487	71.87%
4E-57	45	13	58	1	0	0	9	50	59	81	72.84%
4ES-4	1,389	768	2,157	95	0	0	404	1,848	2,252	2,873	78.38%
4FW	0	0	0	0	0	0	0	0	0	0	0.00%

U.S. REPRESENTATIVE DISTRICT 2 - Vote for One

Precinct	Jared Huffman	Chris Coulombe	Cast Votes	Undervotes	Overvotes	Unqualified write-ins	Vote Center Ballots Cast	Vote by Mail Ballots Cast	Total Ballots Cast	Registered Voters	Turnout Percentage
4PE	123	60	183	11	0	0	44	150	194	247	78.54%
4PEF	0	0	0	0	0	0	0	0	0	1	0.00%
5AS-4	2	0	2	0	0	0	0	2	2	2	100.00%
5AS-5	69	31	100	4	0	0	4	100	104	140	74.29%
5AS-5A	11	9	20	1	0	0	5	16	21	22	95.45%
5BL	24	9	33	2	0	0	1	34	35	34	102.94%
5BLF	281	174	455	16	0	0	40	431	471	611	77.09%
5BLS	89	26	115	3	0	0	10	108	118	145	81.38%
5BM	9	9	18	0	0	0	3	15	18	30	60.00%
5BU	261	142	403	17	0	0	45	375	420	516	81.40%
5FB	363	164	527	16	0	0	76	467	543	666	81.53%
5KT-1	473	196	669	22	0	0	207	484	691	1,123	61.53%
5KT-4	138	41	179	8	0	0	99	88	187	379	49.34%
5KT-7	118	37	155	7	0	0	47	115	162	292	55.48%
5KTF1	438	287	725	30	0	0	82	673	755	1,028	73.44%
5MC	16	5	21	0	0	0	2	19	21	34	61.76%
5MK-1	2,652	1,362	4,014	141	0	0	771	3,384	4,155	5,196	79.97%
5MK-5	2,411	1,184	3,595	147	1	0	724	3,019	3,743	4,786	78.21%
5MK-8	477	216	693	28	0	0	135	586	721	913	78.97%
5MK-9A	0	2	2	0	0	0	0	2	2	3	66.67%
5PA-3	64	28	92	2	0	0	7	87	94	112	83.93%

Final Canvass Report

November 5 General Election

Run Time 1:57 PM

Run Date 12/02/2024

Humboldt County

November 5, 2024 General Election

11/5/2024

Page 24

Official Results

Registered Voters

65232 of 84741 = 76.98%

U.S. REPRESENTATIVE DISTRICT 2 - Vote for One

Precinct	Jared Huffman	Chris Coulombe	Cast Votes	Undervotes	Overvotes	Unqualified write-ins	Vote Center Ballots Cast	Vote by Mail Ballots Cast	Total Ballots Cast	Registered Voters	Turnout Percentage
5T--1	164	54	218	13	0	0	21	210	231	250	92.40%
5TU-1	777	205	982	30	0	0	117	895	1,012	1,280	79.06%
Totals	40,870	21,666	62,536	2,693	3	0	11,945	53,287	65,232	84,741	76.98%

STATE ASSEMBLY DISTRICT 2 - Vote for One

Precinct	Chris Rogers	Michael Greer	Cast Votes	Undervotes	Overvotes	Unqualified write-ins	Vote Center Ballots Cast	Vote by Mail Ballots Cast	Total Ballots Cast	Registered Voters	Turnout Percentage
1CS-1	1,496	1,258	2,754	127	0	0	356	2,525	2,881	3,681	78.27%
1E-26	211	131	342	13	0	0	47	308	355	505	70.30%
1E-30	822	454	1,276	59	0	0	170	1,165	1,335	1,623	82.26%
1E-35	222	103	325	17	0	0	51	291	342	379	90.24%
1E-47	537	269	806	21	0	0	122	705	827	985	83.96%
1ES-1	601	378	979	42	0	0	172	849	1,021	1,394	73.24%
1F--1	431	437	868	49	0	0	208	709	917	1,059	86.59%
1F--7	10	21	31	5	0	0	4	32	36	37	97.30%
1FB-1	125	107	232	15	0	0	24	223	247	281	87.90%
1FS	216	540	756	43	0	0	224	575	799	956	83.58%
1FS-1	122	244	366	14	0	0	68	312	380	502	75.70%
1FS-10	0	0	0	0	0	0	0	0	0	0	0.00%
1LU	307	308	615	22	0	0	117	520	637	883	72.14%
1MU	193	71	264	17	0	0	16	265	281	354	79.38%
1RD	22	30	52	0	0	0	12	40	52	70	74.29%
1RV-3	0	0	0	0	0	0	0	0	0	0	0.00%
1SB-1	9	2	11	0	0	0	1	10	11	12	91.67%
1SB-10	957	750	1,707	71	1	0	337	1,442	1,779	2,366	75.19%
1SB-11	6	20	26	2	0	0	2	26	28	36	77.78%
1SB-13	33	46	79	4	0	0	18	65	83	89	93.26%
1SB-2	549	545	1,094	69	0	0	205	958	1,163	1,598	72.78%

STATE ASSEMBLY DISTRICT 2 - Vote for One

Precinct	Chris Rogers	Michael Greer	Cast Votes	Undervotes	Overvotes	Unqualified write-ins	Vote Center Ballots Cast	Vote by Mail Ballots Cast	Total Ballots Cast	Registered Voters	Turnout Percentage
1SB-5	0	0	0	0	0	0	0	0	0	0	0.00%
1SB-7	121	123	244	9	0	0	19	234	253	316	80.06%
1SB18	0	0	0	0	0	0	0	0	0	0	0.00%
1SCD	171	231	402	20	0	0	105	317	422	551	76.59%
2BV-1	110	129	239	11	0	0	54	196	250	352	71.02%
2CU	142	276	418	21	0	0	86	353	439	541	81.15%
2F--2	1,201	1,349	2,550	135	0	0	563	2,122	2,685	3,628	74.01%
2F-R1	1,057	1,568	2,625	136	0	0	505	2,256	2,761	3,701	74.60%
2HV-1	318	619	937	39	0	0	147	829	976	1,217	80.20%
2MR	23	13	36	0	0	0	7	29	36	59	61.02%
2R--1	479	799	1,278	70	1	0	400	949	1,349	1,919	70.30%
2SH-1	471	232	703	37	0	0	59	681	740	987	74.97%
2SH-2	75	117	192	11	0	0	16	187	203	276	73.55%
2SH-4	173	75	248	13	0	0	47	214	261	349	74.79%
2SH-5	312	186	498	25	0	0	87	436	523	720	72.64%
2SH-6N	162	141	303	19	0	0	44	278	322	463	69.55%
2SHF7	261	157	418	26	0	0	100	344	444	622	71.38%
2SHF9	407	230	637	38	0	0	115	560	675	910	74.18%
2SHS4C	198	103	301	16	0	0	77	240	317	450	70.44%
2SHS4E	0	0	0	0	0	0	0	0	0	0	0.00%
3A--1	1,781	273	2,054	126	1	0	454	1,727	2,181	2,698	80.84%

STATE ASSEMBLY DISTRICT 2 - Vote for One

Precinct	Chris Rogers	Michael Greer	Cast Votes	Undervotes	Overvotes	Unqualified write-ins	Vote Center Ballots Cast	Vote by Mail Ballots Cast	Total Ballots Cast	Registered Voters	Turnout Percentage
3A-10	1,600	246	1,846	129	0	0	411	1,564	1,975	2,548	77.51%
3A-13	1,796	296	2,092	148	0	0	698	1,542	2,240	2,507	89.35%
3A-J1	530	74	604	25	0	0	61	568	629	723	87.00%
3A-P2	1,088	352	1,440	99	0	0	319	1,220	1,539	2,050	75.07%
3A-P5	161	84	245	13	0	0	37	221	258	350	73.71%
3AS-1	106	36	142	4	0	0	10	136	146	177	82.49%
3AS-7	0	0	0	0	0	0	0	0	0	0	0.00%
3AS-9	55	27	82	4	0	0	5	81	86	103	83.50%
3AS12	20	5	25	1	0	0	1	25	26	29	89.66%
3B--1	478	179	657	40	0	0	76	621	697	833	83.67%
3BLF	0	0	0	0	0	0	0	0	0	0	0.00%
3E-4J	0	0	0	0	0	0	0	0	0	0	0.00%
3ES-6	15	11	26	3	0	0	1	28	29	39	74.36%
3ES-7	111	64	175	8	0	0	15	168	183	228	80.26%
3ES11	3	0	3	1	0	0	0	4	4	4	100.00%
3ES12	6	0	6	0	0	0	0	6	6	0	0.00%
3ESS6	167	116	283	5	0	0	39	249	288	330	87.27%
3FW	249	156	405	23	0	0	43	385	428	503	85.09%
3FWF	389	176	565	25	0	0	91	499	590	775	76.13%
3FWS	471	300	771	36	0	0	106	701	807	992	81.35%
3GF	32	41	73	3	0	0	10	66	76	97	78.35%

November 5 General Election

November 5, 2024 General Election

Registered Voters
65232 of 84741 = 76.98%

Run Time 1:57 PM

11/5/2024

Run Date 12/02/2024

Page 28

STATE ASSEMBLY DISTRICT 2 - Vote for One

Precinct	Chris Rogers	Michael Greer	Cast Votes	Undervotes	Overvotes	Unqualified write-ins	Vote Center Ballots Cast	Vote by Mail Ballots Cast	Total Ballots Cast	Registered Voters	Turnout Percentage
3JC	82	24	106	10	0	0	18	98	116	133	87.22%
3JCF	716	271	987	44	0	0	137	894	1,031	1,235	83.48%
3MA-1	5	6	11	0	0	0	5	6	11	18	61.11%
3MA-2	255	80	335	20	0	0	69	286	355	525	67.62%
3PA-1	254	137	391	21	0	0	45	367	412	521	79.08%
3PA-4	163	85	248	10	0	0	34	224	258	317	81.39%
3PA-5	0	0	0	0	0	0	0	0	0	0	0.00%
3PAE	0	0	0	0	0	0	0	0	0	0	0.00%
4E-11	1,166	443	1,609	99	2	0	467	1,243	1,710	2,505	68.26%
4E-20	1,052	579	1,631	100	1	0	339	1,393	1,732	2,597	66.69%
4E-31	590	241	831	34	0	0	110	755	865	1,107	78.14%
4E-33	236	105	341	12	0	0	45	308	353	442	79.86%
4E-40	737	358	1,095	62	0	0	205	952	1,157	1,481	78.12%
4E-44	574	271	845	37	0	0	136	746	882	1,098	80.33%
4E-49	124	52	176	17	0	0	23	170	193	239	80.75%
4E-4FW	1	4	5	0	0	0	0	5	5	5	100.00%
4E-51	1,252	421	1,673	100	0	0	394	1,379	1,773	2,410	73.57%
4E-52	243	92	335	15	0	0	103	247	350	487	71.87%
4E-57	47	12	59	0	0	0	9	50	59	81	72.84%
4ES-4	1,312	844	2,156	96	0	0	404	1,848	2,252	2,873	78.38%
4FW	0	0	0	0	0	0	0	0	0	0	0.00%

STATE ASSEMBLY DISTRICT 2 - Vote for One

Precinct	Chris Rogers	Michael Greer	Cast Votes	Undervotes	Overvotes	Unqualified write-ins	Vote Center Ballots Cast	Vote by Mail Ballots Cast	Total Ballots Cast	Registered Voters	Turnout Percentage
4PE	123	61	184	10	0	0	44	150	194	247	78.54%
4PEF	0	0	0	0	0	0	0	0	0	1	0.00%
5AS-4	2	0	2	0	0	0	0	2	2	2	100.00%
5AS-5	64	34	98	6	0	0	4	100	104	140	74.29%
5AS-5A	12	9	21	0	0	0	5	16	21	22	95.45%
5BL	23	9	32	3	0	0	1	34	35	34	102.94%
5BLF	249	191	440	31	0	0	40	431	471	611	77.09%
5BLS	86	32	118	0	0	0	10	108	118	145	81.38%
5BM	6	11	17	1	0	0	3	15	18	30	60.00%
5BU	258	146	404	16	0	0	45	375	420	516	81.40%
5FB	341	177	518	25	0	0	76	467	543	666	81.53%
5KT-1	464	207	671	20	0	0	207	484	691	1,123	61.53%
5KT-4	129	52	181	6	0	0	99	88	187	379	49.34%
5KT-7	118	38	156	6	0	0	47	115	162	292	55.48%
5KTF1	407	305	712	43	0	0	82	673	755	1,028	73.44%
5MC	16	5	21	0	0	0	2	19	21	34	61.76%
5MK-1	2,492	1,489	3,981	174	0	0	771	3,384	4,155	5,196	79.97%
5MK-5	2,286	1,276	3,562	180	1	0	724	3,019	3,743	4,786	78.21%
5MK-8	441	246	687	34	0	0	135	586	721	913	78.97%
5MK-9A	0	2	2	0	0	0	0	2	2	3	66.67%
5PA-3	61	31	92	2	0	0	7	87	94	112	83.93%

Final Canvass Report

November 5 General Election

Run Time 1:57 PM

Run Date 12/02/2024

Humboldt County

November 5, 2024 General Election

11/5/2024

Page 30

Official Results

Registered Voters

65232 of 84741 = 76.98%

STATE ASSEMBLY DISTRICT 2 - Vote for One

Precinct	Chris Rogers	Michael Greer	Cast Votes	Undervotes	Overvotes	Unqualified write-ins	Vote Center Ballots Cast	Vote by Mail Ballots Cast	Total Ballots Cast	Registered Voters	Turnout Percentage
5T--1	165	52	217	14	0	0	21	210	231	250	92.40%
5TU-1	766	211	977	35	0	0	117	895	1,012	1,280	79.06%
Totals	38,926	23,107	62,033	3,192	7	0	11,945	53,287	65,232	84,741	76.98%

November 5 General Election

November 5, 2024 General Election

Run Time 1:57 PM

11/5/2024

Run Date 12/02/2024

Page 31

BLUE LAKE UNION ELEMENTARY SCHOOL DISTRICT GOVERNING BOARD MEMBER - Vote for No More than Two

Precinct	Deborah Heberly	Lisa Hooven	Richard Mullen	Mary Lou Bertolini	Cast Votes	Undervotes	Overvotes	Unqualified write-ins	Vote Center Ballots Cast	Vote by Mail Ballots Cast	Total Ballots Cast	Registered Voters	Turnout Percentage
3B--1	43	187	392	362	984	404	1	4	76	621	697	833	83.67%
3BLF	0	0	0	0	0	0	0	0	0	0	0	0	0.00%
5BL	8	8	12	10	38	32	0	0	1	34	35	34	102.94%
5BLF	55	132	205	176	568	371	0	3	40	431	471	611	77.09%
5BLS	8	33	49	39	129	106	0	1	10	108	118	145	81.38%
5BM	2	8	5	6	21	15	0	0	3	15	18	30	60.00%
Totals	116	368	663	593	1,740	928	1	8	130	1,209	1,339	1,653	81.00%

Final Canvass Report

November 5 General Election

Run Time 1:57 PM

Run Date 12/02/2024

Humboldt County

November 5, 2024 General Election

11/5/2024

Page 32

Official Results

Registered Voters

65232 of 84741 = 76.98%

FIELDBROOK ELEMENTARY SCHOOL DISTRICT GOVERNING BOARD MEMBER - Vote for One

Precinct	John K. Crandell	Luke Scown	Cast Votes	Undervotes	Overvotes	Unqualified write-ins	Vote Center Ballots Cast	Vote by Mail Ballots Cast	Total Ballots Cast	Registered Voters	Turnout Percentage
5FB	213	252	465	76	0	2	76	467	543	666	81.53%
Totals	213	252	465	76	0	2	76	467	543	666	81.53%

KLAMATH-TRINITY JOINT UNIFIED SCHOOL DISTRICT GOVERNING BOARD MEMBER TRUSTEE AREA 4 - Vote for One

Precinct	Kathleen Hofacker	Rod Mendes	Keduescha Josie Lara Colegrove	Cast Votes	Undervotes	Overvotes	Unqualified write-ins	Vote Center Ballots Cast	Vote by Mail Ballots Cast	Total Ballots Cast	Registered Voters	Turnout Percentage
5KT-4	55	45	80	180	7	0	0	99	88	187	379	49.34%
Totals	55	45	80	180	7	0	0	99	88	187	379	49.34%

Final Canvass Report

November 5 General Election

Run Time 1:57 PM

Run Date 12/02/2024

Humboldt County

November 5, 2024 General Election

11/5/2024

Page 34

Official Results

Registered Voters

65232 of 84741 = 76.98%

KLAMATH-TRINITY JOINT UNIFIED SCHOOL DISTRICT GOVERNING BOARD MEMBER TRUSTEE AREA 7 - Vote for One

Precinct	Debra Myers	Patti Kelley	Cast Votes	Undervotes	Overvotes	Unqualified write-ins	Vote Center Ballots Cast	Vote by Mail Ballots Cast	Total Ballots Cast	Registered Voters	Turnout Percentage
5KT-7	54	92	146	15	0	1	47	115	162	292	55.48%
Totals	54	92	146	15	0	1	47	115	162	292	55.48%

Final Canvass Report

November 5 General Election

Run Time 1:57 PM

Run Date 12/02/2024

Humboldt County

November 5, 2024 General Election

11/5/2024

Page 35

Official Results

Registered Voters

65232 of 84741 = 76.98%

MATTOLE UNIFIED SCHOOL DISTRICT GOVERNING BOARD MEMBER - Vote for No More than Two

Precinct	Josh Ennis	Jennifer Gilda	Denise Goforth	Cast Votes	Undervotes	Overvotes	Unqualified write-ins	Vote Center Ballots Cast	Vote by Mail Ballots Cast	Total Ballots Cast	Registered Voters	Turnout Percentage
1MU	200	109	132	441	118	0	3	16	265	281	354	79.38%
Totals	200	109	132	441	118	0	3	16	265	281	354	79.38%

November 5 General Election

November 5, 2024 General Election

Registered Voters
65232 of 84741 = 76.98%

Run Time 1:57 PM

11/5/2024

Run Date 12/02/2024

Page 36

ARCATA CITY COUNCILMEMBER - Vote for No More than Three

Precinct	Shea Love Freedomhowler	Gregory Daggett	Dana Quillman	Stacy Atkins-Salazar	Alexandra Stillman	Genevieve Serna	Sarah Schaefer	Ethan Levering (W)	Cast Votes	Undervotes	Overvotes	Unqualified write-ins	Vote Center Ballots Cast	Vote by Mail Ballots Cast	Total Ballots Cast	Registered Voters	Turnout Percentage
3A--1	238	372	146	1,209	895	724	1,105	4	4,693	1,821	0	29	454	1,727	2,181	2,698	80.84%
3A-10	263	345	103	1,040	737	694	993	5	4,180	1,695	6	32	411	1,564	1,975	2,548	77.51%
3A-13	369	543	171	1,050	756	774	940	2	4,605	2,085	2	24	698	1,542	2,240	2,507	89.35%
3A-J1	45	73	46	430	297	228	350	0	1,469	415	0	3	61	568	629	723	87.00%
3A-P2	197	300	168	788	562	508	684	2	3,209	1,376	0	32	319	1,220	1,539	2,050	75.07%
3A-P5	32	34	50	130	87	97	115	0	545	226	0	3	37	221	258	350	73.71%
Totals	1,144	1,667	684	4,647	3,334	3,025	4,187	13	18,701	7,618	8	123	1,980	6,842	8,822	10,876	81.11%

November 5 General Election

November 5, 2024 General Election

Registered Voters
65232 of 84741 = 76.98%

Run Time 1:57 PM

11/5/2024

Run Date 12/02/2024

Page 37

BLUE LAKE CITY COUNCILMEMBER - Vote for No More than Three

Precinct	Christopher Guy Firor	Michelle Lewis-Lusso	Christopher B Edgar	Adelene Jones	Verda Winona N. Pitts	Kat Napier	John Sawatzky	Cast Votes	Undervotes	Overvotes	Unqualified write-ins	Vote Center Ballots Cast	Vote by Mail Ballots Cast	Total Ballots Cast	Registered Voters	Turnout Percentage
3B--1	233	285	210	245	148	245	250	1,616	463	2	6	76	621	697	833	83.67%
Totals	233	285	210	245	148	245	250	1,616	463	2	6	76	621	697	833	83.67%

Final Canvass Report

November 5 General Election

Run Time 1:57 PM

Run Date 12/02/2024

Humboldt County

November 5, 2024 General Election

11/5/2024

Page 38

Official Results

Registered Voters

65232 of 84741 = 76.98%

CITY OF EUREKA COUNCILMEMBER WARD 2 - Vote for One

Precinct	Kati Moulton	Kenny Carswell	Cast Votes	Undervotes	Overvotes	Unqualified write-ins	Vote Center Ballots Cast	Vote by Mail Ballots Cast	Total Ballots Cast	Registered Voters	Turnout Percentage
1E-26	199	124	323	31	0	1	47	308	355	505	70.30%
4E-20	971	600	1,571	158	0	3	339	1,393	1,732	2,597	66.69%
Totals	1,170	724	1,894	189	0	4	386	1,701	2,087	3,102	67.28%

CITY OF EUREKA COUNCILMEMBER WARD 4 - Vote for One

Precinct	Scott Bauer	Thavisak "Lucky" Syphanthong	Cast Votes	Undervotes	Overvotes	Unqualified write-ins	Vote Center Ballots Cast	Vote by Mail Ballots Cast	Total Ballots Cast	Registered Voters	Turnout Percentage
1E-47	487	249	736	81	1	9	122	705	827	985	83.96%
3E-4J	0	0	0	0	0	0	0	0	0	0	0.00%
4E-40	727	299	1,026	124	1	6	205	952	1,157	1,481	78.12%
4E-44	539	252	791	87	0	4	136	746	882	1,098	80.33%
4E-49	110	55	165	26	0	2	23	170	193	239	80.75%
4E-4FW	3	0	3	2	0	0	0	5	5	5	100.00%
Totals	1,866	855	2,721	320	2	21	486	2,578	3,064	3,808	80.46%

November 5 General Election

Run Time 1:57 PM

Run Date 12/02/2024

Humboldt County

November 5, 2024 General Election

11/5/2024

Page 40

Registered Voters

65232 of 84741 = 76.98%

Precinct Reporting

100% of 100 = 100.00%

FERNDALE CITY MAYOR, 2-YR - Vote for One

Precinct	Randall J. Cady	Cast Votes	Undervotes	Overvotes	Unqualified write-ins	Vote Center Ballots Cast	Vote by Mail Ballots Cast	Total Ballots Cast	Registered Voters	Turnout Percentage
1F--1	672	672	201	0	44	208	709	917	1,059	86.59%
Totals	672	672	201	0	44	208	709	917	1,059	86.59%

Final Canvass Report

November 5 General Election

Run Time 1:57 PM

Run Date 12/02/2024

Humboldt County

November 5, 2024 General Election

11/5/2024

Page 41

Official Results

Registered Voters

65232 of 84741 = 76.98%

FERNDALE CITY COUNCILMEMBER - Vote for No More than Two

Precinct	Ryan Farmer	Leonard Stephen Lund	Stuart Altschuler	Phillip Ostler	Cast Votes	Undervotes	Overvotes	Unqualified write-ins	Vote Center Ballots Cast	Vote by Mail Ballots Cast	Total Ballots Cast	Registered Voters	Turnout Percentage
1F--1	291	448	365	431	1,535	298	0	1	208	709	917	1,059	86.59%
Totals	291	448	365	431	1,535	298	0	1	208	709	917	1,059	86.59%

November 5 General Election

November 5, 2024 General Election

Run Time 1:57 PM

11/5/2024

Run Date 12/02/2024

Page 42

FORTUNA CITY COUNCILMEMBER - Vote for No More than Two

Precinct	Tami Trent	Jerry D. King	Neleen "Nel" Nichols	Arlene Spiers	Cast Votes	Undervotes	Overvotes	Unqualified write-ins	Vote Center Ballots Cast	Vote by Mail Ballots Cast	Total Ballots Cast	Registered Voters	Turnout Percentage
1F--7	13	9	16	9	47	25	0	0	4	32	36	37	97.30%
2F--2	1,344	1,013	645	584	3,586	1,746	1	36	563	2,122	2,685	3,628	74.01%
2F-R1	1,360	1,141	739	564	3,804	1,687	4	23	505	2,256	2,761	3,701	74.60%
Totals	2,717	2,163	1,400	1,157	7,437	3,458	5	59	1,072	4,410	5,482	7,366	74.42%

Final Canvass Report

November 5 General Election

Run Time 1:57 PM

Run Date 12/02/2024

Humboldt County

November 5, 2024 General Election

11/5/2024

Page 43

Official Results

Registered Voters

65232 of 84741 = 76.98%

RIO DELL CITY COUNCILMEMBER - Vote for No More than Two

Precinct	Amanda Carter	Frank Wilson	Cast Votes	Undervotes	Overvotes	Unqualified write-ins	Vote Center Ballots Cast	Vote by Mail Ballots Cast	Total Ballots Cast	Registered Voters	Turnout Percentage
2R--1	813	832	1,645	959	0	94	400	949	1,349	1,919	70.30%
Totals	813	832	1,645	959	0	94	400	949	1,349	1,919	70.30%

Final Canvass Report

November 5 General Election

Run Time 1:57 PM

Run Date 12/02/2024

Humboldt County

November 5, 2024 General Election

11/5/2024

Page 44

Official Results

Registered Voters

65232 of 84741 = 76.98%

TRINIDAD CITY COUNCILMEMBER - Vote for No More than Two

Precinct	Carrie J. Varela	J. Bryce Kenny	Cast Votes	Undervotes	Overvotes	Unqualified write-ins	Vote Center Ballots Cast	Vote by Mail Ballots Cast	Total Ballots Cast	Registered Voters	Turnout Percentage
5T--1	136	138	274	175	0	13	21	210	231	250	92.40%
Totals	136	138	274	175	0	13	21	210	231	250	92.40%

HUMBOLDT COMMUNITY SERVICES DISTRICT DIRECTOR - Vote for No More than Three

Precinct	Michael Hansen	Joe Matteoli	Heidi Benzonnelli	Alan Bongio	Cast Votes	Undervotes	Overvotes	Unqualified write-ins	Vote Center Ballots Cast	Vote by Mail Ballots Cast	Total Ballots Cast	Registered Voters	Turnout Percentage
1CS-1	1,373	1,625	1,448	1,022	5,468	3,144	1	28	356	2,525	2,881	3,681	78.27%
1ES-1	495	495	530	268	1,788	1,258	1	14	172	849	1,021	1,394	73.24%
1SB-10	818	870	921	514	3,123	2,177	1	34	337	1,442	1,779	2,366	75.19%
1SB-11	12	19	14	13	58	26	0	0	2	26	28	36	77.78%
1SB-2	520	585	551	383	2,039	1,431	1	16	205	958	1,163	1,598	72.78%
1SB-5	0	0	0	0	0	0	0	0	0	0	0	0	0.00%
3ES-7	99	108	102	64	373	176	0	0	15	168	183	228	80.26%
3ESS6	141	179	145	95	560	301	0	3	39	249	288	330	87.27%
3FWS	430	434	437	181	1,482	933	0	6	106	701	807	992	81.35%
4ES-4	1,103	1,092	1,183	592	3,970	2,765	0	21	404	1,848	2,252	2,873	78.38%
Totals	4,991	5,407	5,331	3,132	18,861	12,211	4	122	1,636	8,766	10,402	13,498	77.06%

REDWAY COMMUNITY SERVICES DISTRICT DIRECTOR - Vote for No More than Three

Precinct	Arthur McClure	Michael P. Mckaskle	Robert Butler	Tammy Willison	Cast Votes	Undervotes	Overvotes	Unqualified write-ins	Vote Center Ballots Cast	Vote by Mail Ballots Cast	Total Ballots Cast	Registered Voters	Turnout Percentage
2SHF7	208	149	103	266	726	596	2	4	100	344	444	622	71.38%
Totals	208	149	103	266	726	596	2	4	100	344	444	622	71.38%

HUMBOLDT BAY HARBOR, RECREATION, AND CONSERVATION DISTRICT DIRECTOR DIVISION 5 - Vote for One

Precinct	Wilfred "Wili" Franklin	Jack Norton	Cast Votes	Undervotes	Overvotes	Unqualified write-ins	Vote Center Ballots Cast	Vote by Mail Ballots Cast	Total Ballots Cast	Registered Voters	Turnout Percentage
5AS-4	1	1	2	0	0	0	0	2	2	2	100.00%
5AS-5	45	28	73	31	0	0	4	100	104	140	74.29%
5AS-5A	2	13	15	6	0	0	5	16	21	22	95.45%
5BL	12	13	25	10	0	0	1	34	35	34	102.94%
5BLF	164	196	360	108	0	3	40	431	471	611	77.09%
5BLS	50	39	89	28	0	1	10	108	118	145	81.38%
5BM	12	4	16	2	0	0	3	15	18	30	60.00%
5BU	165	152	317	102	0	1	45	375	420	516	81.40%
5FB	227	197	424	117	0	2	76	467	543	666	81.53%
5KT-1	173	440	613	77	1	0	207	484	691	1,123	61.53%
5KT-4	43	141	184	2	1	0	99	88	187	379	49.34%
5KT-7	30	120	150	12	0	0	47	115	162	292	55.48%
5KTF1	270	360	630	121	1	3	82	673	755	1,028	73.44%
5MC	7	11	18	3	0	0	2	19	21	34	61.76%
5MK-1	1,668	1,622	3,290	818	0	47	771	3,384	4,155	5,196	79.97%
5MK-5	1,433	1,540	2,973	744	0	26	724	3,019	3,743	4,786	78.21%
5MK-8	272	293	565	146	1	9	135	586	721	913	78.97%
5MK-9A	2	0	2	0	0	0	0	2	2	3	66.67%
5PA-3	39	39	78	16	0	0	7	87	94	112	83.93%
5T--1	94	76	170	57	2	2	21	210	231	250	92.40%

November 5 General Election

Run Time 1:57 PM

Run Date 12/02/2024

Humboldt County

November 5, 2024 General Election

11/5/2024

Page 48

Registered Voters

65232 of 84741 = 76.98%

HUMBOLDT BAY HARBOR, RECREATION, AND CONSERVATION DISTRICT DIRECTOR DIVISION 5 - Vote for One

Precinct	Wilfred "Wili" Franklin	Jack Norton	Cast Votes	Undervotes	Overvotes	Unqualified write-ins	Vote Center Ballots Cast	Vote by Mail Ballots Cast	Total Ballots Cast	Registered Voters	Turnout Percentage
5TU-1	424	369	793	215	0	4	117	895	1,012	1,280	79.06%
Totals	5,133	5,654	10,787	2,615	6	98	2,396	11,110	13,506	17,562	76.90%

HUMBOLDT BAY MUNICIPAL WATER DISTRICT DIRECTOR DIVISION 1 - Vote for One

Precinct	Jake Pickering	Tom Wheeler	Cast Votes	Undervotes	Overvotes	Unqualified write-ins	Vote Center Ballots Cast	Vote by Mail Ballots Cast	Total Ballots Cast	Registered Voters	Turnout Percentage
1E-26	81	204	285	67	1	2	47	308	355	505	70.30%
1E-35	78	182	260	78	0	4	51	291	342	379	90.24%
1SB-1	4	7	11	0	0	0	1	10	11	12	91.67%
1SB-5	0	0	0	0	0	0	0	0	0	0	0.00%
1SB18	0	0	0	0	0	0	0	0	0	0	0.00%
3MA-1	2	5	7	4	0	0	5	6	11	18	61.11%
3MA-2	63	187	250	99	0	6	69	286	355	525	67.62%
3PA-5	0	0	0	0	0	0	0	0	0	0	0.00%
4E-11	369	927	1,296	388	2	24	467	1,243	1,710	2,505	68.26%
4E-20	386	1,001	1,387	335	0	10	339	1,393	1,732	2,597	66.69%
4E-31	151	526	677	180	0	8	110	755	865	1,107	78.14%
4E-49	34	105	139	49	0	5	23	170	193	239	80.75%
4E-51	349	1,000	1,349	406	1	17	394	1,379	1,773	2,410	73.57%
4PE	48	92	140	53	0	1	44	150	194	247	78.54%
4PEF	0	0	0	0	0	0	0	0	0	1	0.00%
Totals	1,565	4,236	5,801	1,659	4	77	1,550	5,991	7,541	10,545	71.51%

PROPOSITION 2

Precinct	Yes	No	Cast Votes	Undervotes	Overvotes	Unqualified write-ins	Vote Center Ballots Cast	Vote by Mail Ballots Cast	Total Ballots Cast	Registered Voters	Turnout Percentage
1CS-1	1,456	1,291	2,747	134	0	0	356	2,525	2,881	3,681	78.27%
1E-26	204	129	333	22	0	0	47	308	355	505	70.30%
1E-30	778	501	1,279	56	0	0	170	1,165	1,335	1,623	82.26%
1E-35	225	95	320	22	0	0	51	291	342	379	90.24%
1E-47	494	291	785	42	0	0	122	705	827	985	83.96%
1ES-1	587	391	978	43	0	0	172	849	1,021	1,394	73.24%
1F--1	427	420	847	70	0	0	208	709	917	1,059	86.59%
1F--7	12	20	32	4	0	0	4	32	36	37	97.30%
1FB-1	122	114	236	11	0	0	24	223	247	281	87.90%
1FS	281	475	756	43	0	0	224	575	799	956	83.58%
1FS-1	138	233	371	9	0	0	68	312	380	502	75.70%
1FS-10	0	0	0	0	0	0	0	0	0	0	0.00%
1LU	326	285	611	26	0	0	117	520	637	883	72.14%
1MU	167	96	263	18	0	0	16	265	281	354	79.38%
1RD	19	31	50	2	0	0	12	40	52	70	74.29%
1RV-3	0	0	0	0	0	0	0	0	0	0	0.00%
1SB-1	4	7	11	0	0	0	1	10	11	12	91.67%
1SB-10	945	736	1,681	97	1	0	337	1,442	1,779	2,366	75.19%
1SB-11	7	20	27	1	0	0	2	26	28	36	77.78%
1SB-13	41	39	80	3	0	0	18	65	83	89	93.26%
1SB-2	560	535	1,095	68	0	0	205	958	1,163	1,598	72.78%

PROPOSITION 2

Precinct	Yes	No	Cast Votes	Undervotes	Overvotes	Unqualified write-ins	Vote Center Ballots Cast	Vote by Mail Ballots Cast	Total Ballots Cast	Registered Voters	Turnout Percentage
1SB-5	0	0	0	0	0	0	0	0	0	0	0.00%
1SB-7	126	122	248	5	0	0	19	234	253	316	80.06%
1SB18	0	0	0	0	0	0	0	0	0	0	0.00%
1SCD	190	219	409	13	0	0	105	317	422	551	76.59%
2BV-1	115	125	240	9	1	0	54	196	250	352	71.02%
2CU	138	278	416	23	0	0	86	353	439	541	81.15%
2F--2	1,268	1,278	2,546	139	0	0	563	2,122	2,685	3,628	74.01%
2F-R1	1,127	1,488	2,615	146	0	0	505	2,256	2,761	3,701	74.60%
2HV-1	375	565	940	36	0	0	147	829	976	1,217	80.20%
2MR	18	17	35	1	0	0	7	29	36	59	61.02%
2R--1	549	731	1,280	69	0	0	400	949	1,349	1,919	70.30%
2SH-1	423	287	710	30	0	0	59	681	740	987	74.97%
2SH-2	75	122	197	6	0	0	16	187	203	276	73.55%
2SH-4	146	98	244	17	0	0	47	214	261	349	74.79%
2SH-5	294	212	506	17	0	0	87	436	523	720	72.64%
2SH-6N	148	158	306	16	0	0	44	278	322	463	69.55%
2SHF7	253	170	423	21	0	0	100	344	444	622	71.38%
2SHF9	367	266	633	41	1	0	115	560	675	910	74.18%
2SHS4C	181	113	294	23	0	0	77	240	317	450	70.44%
2SHS4E	0	0	0	0	0	0	0	0	0	0	0.00%
3A--1	1,593	414	2,007	174	0	0	454	1,727	2,181	2,698	80.84%

PROPOSITION 2

Precinct	Yes	No	Cast Votes	Undervotes	Overvotes	Unqualified write-ins	Vote Center Ballots Cast	Vote by Mail Ballots Cast	Total Ballots Cast	Registered Voters	Turnout Percentage
----------	-----	----	------------	------------	-----------	-----------------------	--------------------------	---------------------------	--------------------	-------------------	--------------------

3A-10	1,496	333	1,829	144	2	0	411	1,564	1,975	2,548	77.51%
3A-13	1,731	370	2,101	138	1	0	698	1,542	2,240	2,507	89.35%
3A-J1	452	143	595	34	0	0	61	568	629	723	87.00%
3A-P2	1,042	383	1,425	113	1	0	319	1,220	1,539	2,050	75.07%
3A-P5	151	97	248	10	0	0	37	221	258	350	73.71%
3AS-1	101	41	142	4	0	0	10	136	146	177	82.49%
3AS-7	0	0	0	0	0	0	0	0	0	0	0.00%
3AS-9	57	24	81	5	0	0	5	81	86	103	83.50%
3AS12	19	4	23	3	0	0	1	25	26	29	89.66%
3B--1	443	211	654	42	1	0	76	621	697	833	83.67%
3BLF	0	0	0	0	0	0	0	0	0	0	0.00%
3E-4J	0	0	0	0	0	0	0	0	0	0	0.00%
3ES-6	14	15	29	0	0	0	1	28	29	39	74.36%
3ES-7	101	76	177	6	0	0	15	168	183	228	80.26%
3ES11	3	1	4	0	0	0	0	4	4	4	100.00%
3ES12	6	0	6	0	0	0	0	6	6	0	0.00%
3ESS6	152	124	276	12	0	0	39	249	288	330	87.27%
3FW	231	183	414	14	0	0	43	385	428	503	85.09%
3FWF	335	223	558	32	0	0	91	499	590	775	76.13%
3FWS	450	317	767	38	2	0	106	701	807	992	81.35%
3GF	36	35	71	5	0	0	10	66	76	97	78.35%

PROPOSITION 2

Precinct	Yes	No	Cast Votes	Undervotes	Overvotes	Unqualified write-ins	Vote Center Ballots Cast	Vote by Mail Ballots Cast	Total Ballots Cast	Registered Voters	Turnout Percentage
3JC	75	35	110	6	0	0	18	98	116	133	87.22%
3JCF	656	334	990	41	0	0	137	894	1,031	1,235	83.48%
3MA-1	7	4	11	0	0	0	5	6	11	18	61.11%
3MA-2	227	102	329	26	0	0	69	286	355	525	67.62%
3PA-1	233	160	393	19	0	0	45	367	412	521	79.08%
3PA-4	162	88	250	8	0	0	34	224	258	317	81.39%
3PA-5	0	0	0	0	0	0	0	0	0	0	0.00%
3PAE	0	0	0	0	0	0	0	0	0	0	0.00%
4E-11	1,137	481	1,618	92	0	0	467	1,243	1,710	2,505	68.26%
4E-20	1,041	615	1,656	76	0	0	339	1,393	1,732	2,597	66.69%
4E-31	539	292	831	34	0	0	110	755	865	1,107	78.14%
4E-33	210	129	339	14	0	0	45	308	353	442	79.86%
4E-40	707	383	1,090	67	0	0	205	952	1,157	1,481	78.12%
4E-44	541	291	832	50	0	0	136	746	882	1,098	80.33%
4E-49	114	53	167	25	1	0	23	170	193	239	80.75%
4E-4FW	2	1	3	2	0	0	0	5	5	5	100.00%
4E-51	1,182	489	1,671	101	1	0	394	1,379	1,773	2,410	73.57%
4E-52	257	74	331	18	1	0	103	247	350	487	71.87%
4E-57	39	19	58	1	0	0	9	50	59	81	72.84%
4ES-4	1,297	843	2,140	112	0	0	404	1,848	2,252	2,873	78.38%
4FW	0	0	0	0	0	0	0	0	0	0	0.00%

PROPOSITION 2

Precinct	Yes	No	Cast Votes	Undervotes	Overvotes	Unqualified write-ins	Vote Center Ballots Cast	Vote by Mail Ballots Cast	Total Ballots Cast	Registered Voters	Turnout Percentage
4PE	113	68	181	13	0	0	44	150	194	247	78.54%
4PEF	0	0	0	0	0	0	0	0	0	1	0.00%
5AS-4	2	0	2	0	0	0	0	2	2	2	100.00%
5AS-5	66	35	101	3	0	0	4	100	104	140	74.29%
5AS-5A	12	9	21	0	0	0	5	16	21	22	95.45%
5BL	20	12	32	3	0	0	1	34	35	34	102.94%
5BLF	265	177	442	29	0	0	40	431	471	611	77.09%
5BLS	68	47	115	3	0	0	10	108	118	145	81.38%
5BM	5	11	16	2	0	0	3	15	18	30	60.00%
5BU	236	152	388	32	0	0	45	375	420	516	81.40%
5FB	323	192	515	28	0	0	76	467	543	666	81.53%
5KT-1	448	213	661	30	0	0	207	484	691	1,123	61.53%
5KT-4	129	47	176	11	0	0	99	88	187	379	49.34%
5KT-7	105	44	149	13	0	0	47	115	162	292	55.48%
5KTF1	365	348	713	42	0	0	82	673	755	1,028	73.44%
5MC	11	10	21	0	0	0	2	19	21	34	61.76%
5MK-1	2,433	1,519	3,952	202	1	0	771	3,384	4,155	5,196	79.97%
5MK-5	2,066	1,491	3,557	183	3	0	724	3,019	3,743	4,786	78.21%
5MK-8	388	294	682	39	0	0	135	586	721	913	78.97%
5MK-9A	0	2	2	0	0	0	0	2	2	3	66.67%
5PA-3	48	45	93	1	0	0	7	87	94	112	83.93%

Final Canvass Report

November 5 General Election

Run Time 1:57 PM

Run Date 12/02/2024

Humboldt County

November 5, 2024 General Election

11/5/2024

Page 55

Official Results

Registered Voters

65232 of 84741 = 76.98%

PROPOSITION 2

Precinct	Yes	No	Cast Votes	Undervotes	Overvotes	Unqualified write-ins	Vote Center Ballots Cast	Vote by Mail Ballots Cast	Total Ballots Cast	Registered Voters	Turnout Percentage
5T--1	155	63	218	13	0	0	21	210	231	250	92.40%
5TU-1	652	306	958	53	1	0	117	895	1,012	1,280	79.06%
Totals	37,335	24,430	61,765	3,449	18	0	11,945	53,287	65,232	84,741	76.98%

PROPOSITION 3

Precinct	Yes	No	Cast Votes	Undervotes	Overvotes	Unqualified write-ins	Vote Center Ballots Cast	Vote by Mail Ballots Cast	Total Ballots Cast	Registered Voters	Turnout Percentage
1CS-1	1,863	904	2,767	111	3	0	356	2,525	2,881	3,681	78.27%
1E-26	228	108	336	19	0	0	47	308	355	505	70.30%
1E-30	962	319	1,281	54	0	0	170	1,165	1,335	1,623	82.26%
1E-35	238	88	326	16	0	0	51	291	342	379	90.24%
1E-47	576	222	798	28	1	0	122	705	827	985	83.96%
1ES-1	677	297	974	46	1	0	172	849	1,021	1,394	73.24%
1F--1	537	321	858	59	0	0	208	709	917	1,059	86.59%
1F--7	19	14	33	3	0	0	4	32	36	37	97.30%
1FB-1	149	86	235	12	0	0	24	223	247	281	87.90%
1FS	339	418	757	42	0	0	224	575	799	956	83.58%
1FS-1	193	175	368	12	0	0	68	312	380	502	75.70%
1FS-10	0	0	0	0	0	0	0	0	0	0	0.00%
1LU	386	221	607	30	0	0	117	520	637	883	72.14%
1MU	208	62	270	11	0	0	16	265	281	354	79.38%
1RD	31	19	50	2	0	0	12	40	52	70	74.29%
1RV-3	0	0	0	0	0	0	0	0	0	0	0.00%
1SB-1	9	2	11	0	0	0	1	10	11	12	91.67%
1SB-10	1,149	541	1,690	88	1	0	337	1,442	1,779	2,366	75.19%
1SB-11	12	14	26	2	0	0	2	26	28	36	77.78%
1SB-13	40	37	77	6	0	0	18	65	83	89	93.26%
1SB-2	696	403	1,099	64	0	0	205	958	1,163	1,598	72.78%

PROPOSITION 3

Precinct	Yes	No	Cast Votes	Undervotes	Overvotes	Unqualified write-ins	Vote Center Ballots Cast	Vote by Mail Ballots Cast	Total Ballots Cast	Registered Voters	Turnout Percentage
1SB-5	0	0	0	0	0	0	0	0	0	0	0.00%
1SB-7	161	86	247	6	0	0	19	234	253	316	80.06%
1SB18	0	0	0	0	0	0	0	0	0	0	0.00%
1SCD	217	189	406	15	1	0	105	317	422	551	76.59%
2BV-1	141	97	238	11	1	0	54	196	250	352	71.02%
2CU	194	225	419	20	0	0	86	353	439	541	81.15%
2F--2	1,441	1,096	2,537	147	1	0	563	2,122	2,685	3,628	74.01%
2F-R1	1,398	1,221	2,619	141	1	0	505	2,256	2,761	3,701	74.60%
2HV-1	442	495	937	38	1	0	147	829	976	1,217	80.20%
2MR	23	12	35	1	0	0	7	29	36	59	61.02%
2R--1	698	592	1,290	58	1	0	400	949	1,349	1,919	70.30%
2SH-1	507	202	709	30	1	0	59	681	740	987	74.97%
2SH-2	94	100	194	9	0	0	16	187	203	276	73.55%
2SH-4	190	59	249	10	2	0	47	214	261	349	74.79%
2SH-5	360	140	500	23	0	0	87	436	523	720	72.64%
2SH-6N	185	123	308	14	0	0	44	278	322	463	69.55%
2SHF7	297	128	425	18	1	0	100	344	444	622	71.38%
2SHF9	482	168	650	25	0	0	115	560	675	910	74.18%
2SHS4C	223	76	299	18	0	0	77	240	317	450	70.44%
2SHS4E	0	0	0	0	0	0	0	0	0	0	0.00%
3A--1	1,878	206	2,084	95	2	0	454	1,727	2,181	2,698	80.84%

PROPOSITION 3

Precinct	Yes	No	Cast Votes	Undervotes	Overvotes	Unqualified write-ins	Vote Center Ballots Cast	Vote by Mail Ballots Cast	Total Ballots Cast	Registered Voters	Turnout Percentage
3A-10	1,690	209	1,899	76	0	0	411	1,564	1,975	2,548	77.51%
3A-13	1,945	206	2,151	88	1	0	698	1,542	2,240	2,507	89.35%
3A-J1	550	53	603	26	0	0	61	568	629	723	87.00%
3A-P2	1,244	239	1,483	56	0	0	319	1,220	1,539	2,050	75.07%
3A-P5	164	82	246	12	0	0	37	221	258	350	73.71%
3AS-1	114	26	140	6	0	0	10	136	146	177	82.49%
3AS-7	0	0	0	0	0	0	0	0	0	0	0.00%
3AS-9	64	17	81	5	0	0	5	81	86	103	83.50%
3AS12	22	3	25	1	0	0	1	25	26	29	89.66%
3B--1	532	125	657	39	1	0	76	621	697	833	83.67%
3BLF	0	0	0	0	0	0	0	0	0	0	0.00%
3E-4J	0	0	0	0	0	0	0	0	0	0	0.00%
3ES-6	18	11	29	0	0	0	1	28	29	39	74.36%
3ES-7	127	51	178	5	0	0	15	168	183	228	80.26%
3ES11	4	0	4	0	0	0	0	4	4	4	100.00%
3ES12	6	0	6	0	0	0	0	6	6	0	0.00%
3ESS6	190	85	275	13	0	0	39	249	288	330	87.27%
3FW	298	114	412	16	0	0	43	385	428	503	85.09%
3FWF	420	144	564	25	1	0	91	499	590	775	76.13%
3FWS	560	208	768	39	0	0	106	701	807	992	81.35%
3GF	48	26	74	2	0	0	10	66	76	97	78.35%

PROPOSITION 3

Precinct	Yes	No	Cast Votes	Undervotes	Overvotes	Unqualified write-ins	Vote Center Ballots Cast	Vote by Mail Ballots Cast	Total Ballots Cast	Registered Voters	Turnout Percentage
3JC	88	26	114	2	0	0	18	98	116	133	87.22%
3JCF	803	195	998	32	1	0	137	894	1,031	1,235	83.48%
3MA-1	6	4	10	1	0	0	5	6	11	18	61.11%
3MA-2	269	60	329	26	0	0	69	286	355	525	67.62%
3PA-1	287	107	394	17	1	0	45	367	412	521	79.08%
3PA-4	191	58	249	9	0	0	34	224	258	317	81.39%
3PA-5	0	0	0	0	0	0	0	0	0	0	0.00%
3PAE	0	0	0	0	0	0	0	0	0	0	0.00%
4E-11	1,281	351	1,632	78	0	0	467	1,243	1,710	2,505	68.26%
4E-20	1,175	493	1,668	64	0	0	339	1,393	1,732	2,597	66.69%
4E-31	652	189	841	24	0	0	110	755	865	1,107	78.14%
4E-33	274	66	340	13	0	0	45	308	353	442	79.86%
4E-40	820	279	1,099	58	0	0	205	952	1,157	1,481	78.12%
4E-44	630	213	843	38	1	0	136	746	882	1,098	80.33%
4E-49	132	42	174	19	0	0	23	170	193	239	80.75%
4E-4FW	1	0	1	4	0	0	0	5	5	5	100.00%
4E-51	1,359	333	1,692	80	1	0	394	1,379	1,773	2,410	73.57%
4E-52	263	75	338	12	0	0	103	247	350	487	71.87%
4E-57	46	12	58	1	0	0	9	50	59	81	72.84%
4ES-4	1,502	660	2,162	90	0	0	404	1,848	2,252	2,873	78.38%
4FW	0	0	0	0	0	0	0	0	0	0	0.00%

PROPOSITION 3

Precinct	Yes	No	Cast Votes	Undervotes	Overvotes	Unqualified write-ins	Vote Center Ballots Cast	Vote by Mail Ballots Cast	Total Ballots Cast	Registered Voters	Turnout Percentage
----------	-----	----	------------	------------	-----------	-----------------------	--------------------------	---------------------------	--------------------	-------------------	--------------------

4PE	136	49	185	8	1	0	44	150	194	247	78.54%
4PEF	0	0	0	0	0	0	0	0	0	1	0.00%
5AS-4	2	0	2	0	0	0	0	2	2	2	100.00%
5AS-5	74	26	100	4	0	0	4	100	104	140	74.29%
5AS-5A	15	6	21	0	0	0	5	16	21	22	95.45%
5BL	25	8	33	2	0	0	1	34	35	34	102.94%
5BLF	296	148	444	27	0	0	40	431	471	611	77.09%
5BLS	93	24	117	1	0	0	10	108	118	145	81.38%
5BM	8	10	18	0	0	0	3	15	18	30	60.00%
5BU	293	103	396	24	0	0	45	375	420	516	81.40%
5FB	374	153	527	16	0	0	76	467	543	666	81.53%
5KT-1	431	238	669	22	0	0	207	484	691	1,123	61.53%
5KT-4	101	73	174	13	0	0	99	88	187	379	49.34%
5KT-7	98	55	153	9	0	0	47	115	162	292	55.48%
5KTF1	461	252	713	42	0	0	82	673	755	1,028	73.44%
5MC	14	7	21	0	0	0	2	19	21	34	61.76%
5MK-1	2,838	1,128	3,966	189	0	0	771	3,384	4,155	5,196	79.97%
5MK-5	2,598	989	3,587	156	0	0	724	3,019	3,743	4,786	78.21%
5MK-8	480	204	684	35	2	0	135	586	721	913	78.97%
5MK-9A	0	2	2	0	0	0	0	2	2	3	66.67%
5PA-3	74	18	92	2	0	0	7	87	94	112	83.93%

Final Canvass Report

November 5 General Election

Run Time 1:57 PM

Run Date 12/02/2024

Humboldt County

November 5, 2024 General Election

11/5/2024

Page 61

Official Results

Registered Voters

65232 of 84741 = 76.98%

PROPOSITION 3

Precinct	Yes	No	Cast Votes	Undervotes	Overvotes	Unqualified write-ins	Vote Center Ballots Cast	Vote by Mail Ballots Cast	Total Ballots Cast	Registered Voters	Turnout Percentage
5T--1	178	39	217	14	0	0	21	210	231	250	92.40%
5TU-1	816	161	977	33	2	0	117	895	1,012	1,280	79.06%
Totals	44,423	17,921	62,344	2,858	30	0	11,945	53,287	65,232	84,741	76.98%

PROPOSITION 4

Precinct	Yes	No	Cast Votes	Undervotes	Overvotes	Unqualified write-ins	Vote Center Ballots Cast	Vote by Mail Ballots Cast	Total Ballots Cast	Registered Voters	Turnout Percentage
1CS-1	1,506	1,259	2,765	116	0	0	356	2,525	2,881	3,681	78.27%
1E-26	215	125	340	15	0	0	47	308	355	505	70.30%
1E-30	796	480	1,276	59	0	0	170	1,165	1,335	1,623	82.26%
1E-35	227	99	326	16	0	0	51	291	342	379	90.24%
1E-47	508	281	789	38	0	0	122	705	827	985	83.96%
1ES-1	598	382	980	41	0	0	172	849	1,021	1,394	73.24%
1F--1	444	416	860	56	1	0	208	709	917	1,059	86.59%
1F--7	12	21	33	3	0	0	4	32	36	37	97.30%
1FB-1	116	117	233	14	0	0	24	223	247	281	87.90%
1FS	264	500	764	35	0	0	224	575	799	956	83.58%
1FS-1	125	241	366	13	1	0	68	312	380	502	75.70%
1FS-10	0	0	0	0	0	0	0	0	0	0	0.00%
1LU	328	280	608	27	2	0	117	520	637	883	72.14%
1MU	180	83	263	18	0	0	16	265	281	354	79.38%
1RD	20	31	51	1	0	0	12	40	52	70	74.29%
1RV-3	0	0	0	0	0	0	0	0	0	0	0.00%
1SB-1	7	4	11	0	0	0	1	10	11	12	91.67%
1SB-10	963	723	1,686	93	0	0	337	1,442	1,779	2,366	75.19%
1SB-11	8	19	27	1	0	0	2	26	28	36	77.78%
1SB-13	47	34	81	2	0	0	18	65	83	89	93.26%
1SB-2	602	489	1,091	72	0	0	205	958	1,163	1,598	72.78%

PROPOSITION 4

Precinct	Yes	No	Cast Votes	Undervotes	Overvotes	Unqualified write-ins	Vote Center Ballots Cast	Vote by Mail Ballots Cast	Total Ballots Cast	Registered Voters	Turnout Percentage
1SB-5	0	0	0	0	0	0	0	0	0	0	0.00%
1SB-7	121	125	246	7	0	0	19	234	253	316	80.06%
1SB18	0	0	0	0	0	0	0	0	0	0	0.00%
1SCD	174	229	403	19	0	0	105	317	422	551	76.59%
2BV-1	120	121	241	9	0	0	54	196	250	352	71.02%
2CU	153	261	414	25	0	0	86	353	439	541	81.15%
2F--2	1,348	1,199	2,547	138	0	0	563	2,122	2,685	3,628	74.01%
2F-R1	1,063	1,562	2,625	136	0	0	505	2,256	2,761	3,701	74.60%
2HV-1	356	580	936	40	0	0	147	829	976	1,217	80.20%
2MR	23	10	33	3	0	0	7	29	36	59	61.02%
2R--1	558	728	1,286	62	1	0	400	949	1,349	1,919	70.30%
2SH-1	457	248	705	35	0	0	59	681	740	987	74.97%
2SH-2	84	112	196	7	0	0	16	187	203	276	73.55%
2SH-4	152	93	245	16	0	0	47	214	261	349	74.79%
2SH-5	332	165	497	26	0	0	87	436	523	720	72.64%
2SH-6N	169	138	307	15	0	0	44	278	322	463	69.55%
2SHF7	278	150	428	16	0	0	100	344	444	622	71.38%
2SHF9	419	229	648	27	0	0	115	560	675	910	74.18%
2SHS4C	194	103	297	20	0	0	77	240	317	450	70.44%
2SHS4E	0	0	0	0	0	0	0	0	0	0	0.00%
3A--1	1,743	325	2,068	113	0	0	454	1,727	2,181	2,698	80.84%

PROPOSITION 4

Precinct	Yes	No	Cast Votes	Undervotes	Overvotes	Unqualified write-ins	Vote Center Ballots Cast	Vote by Mail Ballots Cast	Total Ballots Cast	Registered Voters	Turnout Percentage
3A-10	1,588	275	1,863	111	1	0	411	1,564	1,975	2,548	77.51%
3A-13	1,809	313	2,122	118	0	0	698	1,542	2,240	2,507	89.35%
3A-J1	483	122	605	24	0	0	61	568	629	723	87.00%
3A-P2	1,112	351	1,463	76	0	0	319	1,220	1,539	2,050	75.07%
3A-P5	164	78	242	14	2	0	37	221	258	350	73.71%
3AS-1	98	43	141	5	0	0	10	136	146	177	82.49%
3AS-7	0	0	0	0	0	0	0	0	0	0	0.00%
3AS-9	57	25	82	4	0	0	5	81	86	103	83.50%
3AS12	19	5	24	2	0	0	1	25	26	29	89.66%
3B--1	478	183	661	36	0	0	76	621	697	833	83.67%
3BLF	0	0	0	0	0	0	0	0	0	0	0.00%
3E-4J	0	0	0	0	0	0	0	0	0	0	0.00%
3ES-6	14	14	28	1	0	0	1	28	29	39	74.36%
3ES-7	99	79	178	5	0	0	15	168	183	228	80.26%
3ES11	3	1	4	0	0	0	0	4	4	4	100.00%
3ES12	6	0	6	0	0	0	0	6	6	0	0.00%
3ESS6	148	126	274	14	0	0	39	249	288	330	87.27%
3FW	247	169	416	12	0	0	43	385	428	503	85.09%
3FWF	346	212	558	32	0	0	91	499	590	775	76.13%
3FWS	446	322	768	39	0	0	106	701	807	992	81.35%
3GF	34	38	72	4	0	0	10	66	76	97	78.35%

PROPOSITION 4

Precinct	Yes	No	Cast Votes	Undervotes	Overvotes	Unqualified write-ins	Vote Center Ballots Cast	Vote by Mail Ballots Cast	Total Ballots Cast	Registered Voters	Turnout Percentage
3JC	80	33	113	3	0	0	18	98	116	133	87.22%
3JCF	663	333	996	35	0	0	137	894	1,031	1,235	83.48%
3MA-1	7	4	11	0	0	0	5	6	11	18	61.11%
3MA-2	251	79	330	25	0	0	69	286	355	525	67.62%
3PA-1	242	150	392	20	0	0	45	367	412	521	79.08%
3PA-4	165	85	250	8	0	0	34	224	258	317	81.39%
3PA-5	0	0	0	0	0	0	0	0	0	0	0.00%
3PAE	0	0	0	0	0	0	0	0	0	0	0.00%
4E-11	1,192	415	1,607	103	0	0	467	1,243	1,710	2,505	68.26%
4E-20	1,102	553	1,655	77	0	0	339	1,393	1,732	2,597	66.69%
4E-31	572	265	837	28	0	0	110	755	865	1,107	78.14%
4E-33	219	122	341	12	0	0	45	308	353	442	79.86%
4E-40	763	338	1,101	56	0	0	205	952	1,157	1,481	78.12%
4E-44	566	271	837	45	0	0	136	746	882	1,098	80.33%
4E-49	122	49	171	22	0	0	23	170	193	239	80.75%
4E-4FW	1	2	3	2	0	0	0	5	5	5	100.00%
4E-51	1,236	431	1,667	106	0	0	394	1,379	1,773	2,410	73.57%
4E-52	263	67	330	19	1	0	103	247	350	487	71.87%
4E-57	41	17	58	1	0	0	9	50	59	81	72.84%
4ES-4	1,311	827	2,138	113	1	0	404	1,848	2,252	2,873	78.38%
4FW	0	0	0	0	0	0	0	0	0	0	0.00%

PROPOSITION 4

Precinct	Yes	No	Cast Votes	Undervotes	Overvotes	Unqualified write-ins	Vote Center Ballots Cast	Vote by Mail Ballots Cast	Total Ballots Cast	Registered Voters	Turnout Percentage
4PE	131	54	185	9	0	0	44	150	194	247	78.54%
4PEF	0	0	0	0	0	0	0	0	0	1	0.00%
5AS-4	2	0	2	0	0	0	0	2	2	2	100.00%
5AS-5	69	29	98	6	0	0	4	100	104	140	74.29%
5AS-5A	12	9	21	0	0	0	5	16	21	22	95.45%
5BL	21	10	31	4	0	0	1	34	35	34	102.94%
5BLF	254	195	449	22	0	0	40	431	471	611	77.09%
5BLS	64	51	115	3	0	0	10	108	118	145	81.38%
5BM	8	10	18	0	0	0	3	15	18	30	60.00%
5BU	257	135	392	28	0	0	45	375	420	516	81.40%
5FB	325	202	527	16	0	0	76	467	543	666	81.53%
5KT-1	482	182	664	27	0	0	207	484	691	1,123	61.53%
5KT-4	132	44	176	10	1	0	99	88	187	379	49.34%
5KT-7	116	35	151	11	0	0	47	115	162	292	55.48%
5KTF1	425	294	719	36	0	0	82	673	755	1,028	73.44%
5MC	12	8	20	1	0	0	2	19	21	34	61.76%
5MK-1	2,460	1,499	3,959	194	2	0	771	3,384	4,155	5,196	79.97%
5MK-5	2,281	1,276	3,557	186	0	0	724	3,019	3,743	4,786	78.21%
5MK-8	411	272	683	38	0	0	135	586	721	913	78.97%
5MK-9A	0	2	2	0	0	0	0	2	2	3	66.67%
5PA-3	53	40	93	1	0	0	7	87	94	112	83.93%

Final Canvass Report

November 5 General Election

Run Time 1:57 PM

Run Date 12/02/2024

Humboldt County

November 5, 2024 General Election

11/5/2024

Page 67

Official Results

Registered Voters

65232 of 84741 = 76.98%

PROPOSITION 4

Precinct	Yes	No	Cast Votes	Undervotes	Overvotes	Unqualified write-ins	Vote Center Ballots Cast	Vote by Mail Ballots Cast	Total Ballots Cast	Registered Voters	Turnout Percentage
5T--1	162	56	218	13	0	0	21	210	231	250	92.40%
5TU-1	701	271	972	40	0	0	117	895	1,012	1,280	79.06%
Totals	39,035	23,033	62,068	3,151	13	0	11,945	53,287	65,232	84,741	76.98%

PROPOSITION 5

Precinct	Yes	No	Cast Votes	Undervotes	Overvotes	Unqualified write-ins	Vote Center Ballots Cast	Vote by Mail Ballots Cast	Total Ballots Cast	Registered Voters	Turnout Percentage
1CS-1	1,115	1,604	2,719	161	1	0	356	2,525	2,881	3,681	78.27%
1E-26	164	172	336	19	0	0	47	308	355	505	70.30%
1E-30	599	664	1,263	72	0	0	170	1,165	1,335	1,623	82.26%
1E-35	188	132	320	22	0	0	51	291	342	379	90.24%
1E-47	420	362	782	45	0	0	122	705	827	985	83.96%
1ES-1	457	511	968	53	0	0	172	849	1,021	1,394	73.24%
1F--1	320	529	849	68	0	0	208	709	917	1,059	86.59%
1F--7	8	24	32	4	0	0	4	32	36	37	97.30%
1FB-1	105	127	232	15	0	0	24	223	247	281	87.90%
1FS	158	588	746	53	0	0	224	575	799	956	83.58%
1FS-1	92	272	364	16	0	0	68	312	380	502	75.70%
1FS-10	0	0	0	0	0	0	0	0	0	0	0.00%
1LU	257	344	601	34	2	0	117	520	637	883	72.14%
1MU	156	102	258	23	0	0	16	265	281	354	79.38%
1RD	10	40	50	2	0	0	12	40	52	70	74.29%
1RV-3	0	0	0	0	0	0	0	0	0	0	0.00%
1SB-1	3	8	11	0	0	0	1	10	11	12	91.67%
1SB-10	744	931	1,675	104	0	0	337	1,442	1,779	2,366	75.19%
1SB-11	2	25	27	1	0	0	2	26	28	36	77.78%
1SB-13	33	48	81	2	0	0	18	65	83	89	93.26%
1SB-2	415	671	1,086	77	0	0	205	958	1,163	1,598	72.78%

PROPOSITION 5

Precinct	Yes	No	Cast Votes	Undervotes	Overvotes	Unqualified write-ins	Vote Center Ballots Cast	Vote by Mail Ballots Cast	Total Ballots Cast	Registered Voters	Turnout Percentage
1SB-5	0	0	0	0	0	0	0	0	0	0	0.00%
1SB-7	87	153	240	13	0	0	19	234	253	316	80.06%
1SB18	0	0	0	0	0	0	0	0	0	0	0.00%
1SCD	129	269	398	23	1	0	105	317	422	551	76.59%
2BV-1	83	151	234	16	0	0	54	196	250	352	71.02%
2CU	103	306	409	30	0	0	86	353	439	541	81.15%
2F--2	1,021	1,492	2,513	171	1	0	563	2,122	2,685	3,628	74.01%
2F-R1	751	1,856	2,607	154	0	0	505	2,256	2,761	3,701	74.60%
2HV-1	251	682	933	43	0	0	147	829	976	1,217	80.20%
2MR	20	15	35	1	0	0	7	29	36	59	61.02%
2R--1	429	843	1,272	77	0	0	400	949	1,349	1,919	70.30%
2SH-1	347	346	693	47	0	0	59	681	740	987	74.97%
2SH-2	59	131	190	13	0	0	16	187	203	276	73.55%
2SH-4	124	121	245	16	0	0	47	214	261	349	74.79%
2SH-5	254	237	491	32	0	0	87	436	523	720	72.64%
2SH-6N	133	169	302	20	0	0	44	278	322	463	69.55%
2SHF7	208	206	414	30	0	0	100	344	444	622	71.38%
2SHF9	324	310	634	41	0	0	115	560	675	910	74.18%
2SHS4C	161	130	291	26	0	0	77	240	317	450	70.44%
2SHS4E	0	0	0	0	0	0	0	0	0	0	0.00%
3A--1	1,510	516	2,026	155	0	0	454	1,727	2,181	2,698	80.84%

PROPOSITION 5

Precinct	Yes	No	Cast Votes	Undervotes	Overvotes	Unqualified write-ins	Vote Center Ballots Cast	Vote by Mail Ballots Cast	Total Ballots Cast	Registered Voters	Turnout Percentage
----------	-----	----	------------	------------	-----------	-----------------------	--------------------------	---------------------------	--------------------	-------------------	--------------------

3A-10	1,323	500	1,823	151	1	0	411	1,564	1,975	2,548	77.51%
3A-13	1,505	544	2,049	191	0	0	698	1,542	2,240	2,507	89.35%
3A-J1	401	184	585	44	0	0	61	568	629	723	87.00%
3A-P2	909	524	1,433	105	1	0	319	1,220	1,539	2,050	75.07%
3A-P5	140	102	242	16	0	0	37	221	258	350	73.71%
3AS-1	75	61	136	10	0	0	10	136	146	177	82.49%
3AS-7	0	0	0	0	0	0	0	0	0	0	0.00%
3AS-9	51	33	84	2	0	0	5	81	86	103	83.50%
3AS12	15	8	23	3	0	0	1	25	26	29	89.66%
3B--1	362	276	638	59	0	0	76	621	697	833	83.67%
3BLF	0	0	0	0	0	0	0	0	0	0	0.00%
3E-4J	0	0	0	0	0	0	0	0	0	0	0.00%
3ES-6	11	17	28	1	0	0	1	28	29	39	74.36%
3ES-7	69	99	168	15	0	0	15	168	183	228	80.26%
3ES11	1	3	4	0	0	0	0	4	4	4	100.00%
3ES12	5	0	5	1	0	0	0	6	6	0	0.00%
3ESS6	113	157	270	18	0	0	39	249	288	330	87.27%
3FW	179	221	400	28	0	0	43	385	428	503	85.09%
3FWF	284	264	548	42	0	0	91	499	590	775	76.13%
3FWS	377	387	764	43	0	0	106	701	807	992	81.35%
3GF	26	46	72	4	0	0	10	66	76	97	78.35%

PROPOSITION 5

Precinct	Yes	No	Cast Votes	Undervotes	Overvotes	Unqualified write-ins	Vote Center Ballots Cast	Vote by Mail Ballots Cast	Total Ballots Cast	Registered Voters	Turnout Percentage
3JC	62	46	108	8	0	0	18	98	116	133	87.22%
3JCF	546	433	979	52	0	0	137	894	1,031	1,235	83.48%
3MA-1	6	5	11	0	0	0	5	6	11	18	61.11%
3MA-2	212	111	323	32	0	0	69	286	355	525	67.62%
3PA-1	204	179	383	29	0	0	45	367	412	521	79.08%
3PA-4	132	113	245	13	0	0	34	224	258	317	81.39%
3PA-5	0	0	0	0	0	0	0	0	0	0	0.00%
3PAE	0	0	0	0	0	0	0	0	0	0	0.00%
4E-11	992	605	1,597	113	0	0	467	1,243	1,710	2,505	68.26%
4E-20	873	763	1,636	96	0	0	339	1,393	1,732	2,597	66.69%
4E-31	465	357	822	43	0	0	110	755	865	1,107	78.14%
4E-33	174	163	337	16	0	0	45	308	353	442	79.86%
4E-40	631	462	1,093	64	0	0	205	952	1,157	1,481	78.12%
4E-44	446	384	830	51	1	0	136	746	882	1,098	80.33%
4E-49	100	69	169	23	1	0	23	170	193	239	80.75%
4E-4FW	1	2	3	2	0	0	0	5	5	5	100.00%
4E-51	1,072	582	1,654	119	0	0	394	1,379	1,773	2,410	73.57%
4E-52	234	95	329	21	0	0	103	247	350	487	71.87%
4E-57	39	19	58	1	0	0	9	50	59	81	72.84%
4ES-4	1,014	1,091	2,105	147	0	0	404	1,848	2,252	2,873	78.38%
4FW	0	0	0	0	0	0	0	0	0	0	0.00%

PROPOSITION 5

Precinct	Yes	No	Cast Votes	Undervotes	Overvotes	Unqualified write-ins	Vote Center Ballots Cast	Vote by Mail Ballots Cast	Total Ballots Cast	Registered Voters	Turnout Percentage
4PE	84	92	176	18	0	0	44	150	194	247	78.54%
4PEF	0	0	0	0	0	0	0	0	0	1	0.00%
5AS-4	1	1	2	0	0	0	0	2	2	2	100.00%
5AS-5	43	54	97	7	0	0	4	100	104	140	74.29%
5AS-5A	6	15	21	0	0	0	5	16	21	22	95.45%
5BL	16	15	31	4	0	0	1	34	35	34	102.94%
5BLF	197	244	441	30	0	0	40	431	471	611	77.09%
5BLS	51	65	116	2	0	0	10	108	118	145	81.38%
5BM	3	14	17	1	0	0	3	15	18	30	60.00%
5BU	188	191	379	41	0	0	45	375	420	516	81.40%
5FB	263	260	523	20	0	0	76	467	543	666	81.53%
5KT-1	395	265	660	31	0	0	207	484	691	1,123	61.53%
5KT-4	113	64	177	10	0	0	99	88	187	379	49.34%
5KT-7	87	57	144	18	0	0	47	115	162	292	55.48%
5KTF1	331	376	707	48	0	0	82	673	755	1,028	73.44%
5MC	8	12	20	1	0	0	2	19	21	34	61.76%
5MK-1	1,971	1,931	3,902	252	1	0	771	3,384	4,155	5,196	79.97%
5MK-5	1,730	1,761	3,491	250	2	0	724	3,019	3,743	4,786	78.21%
5MK-8	319	356	675	46	0	0	135	586	721	913	78.97%
5MK-9A	0	2	2	0	0	0	0	2	2	3	66.67%
5PA-3	46	45	91	3	0	0	7	87	94	112	83.93%

Final Canvass Report

November 5 General Election

Run Time 1:57 PM

Run Date 12/02/2024

Humboldt County

November 5, 2024 General Election

11/5/2024

Page 73

Official Results

Registered Voters

65232 of 84741 = 76.98%

PROPOSITION 5

Precinct	Yes	No	Cast Votes	Undervotes	Overvotes	Unqualified write-ins	Vote Center Ballots Cast	Vote by Mail Ballots Cast	Total Ballots Cast	Registered Voters	Turnout Percentage
5T--1	115	92	207	24	0	0	21	210	231	250	92.40%
5TU-1	580	370	950	61	1	0	117	895	1,012	1,280	79.06%
Totals	30,836	30,274	61,110	4,109	13	0	11,945	53,287	65,232	84,741	76.98%

PROPOSITION 6

Precinct	Yes	No	Cast Votes	Undervotes	Overvotes	Unqualified write-ins	Vote Center Ballots Cast	Vote by Mail Ballots Cast	Total Ballots Cast	Registered Voters	Turnout Percentage
----------	-----	----	------------	------------	-----------	-----------------------	--------------------------	---------------------------	--------------------	-------------------	--------------------

1CS-1	1,242	1,479	2,721	158	2	0	356	2,525	2,881	3,681	78.27%
1E-26	183	150	333	22	0	0	47	308	355	505	70.30%
1E-30	650	604	1,254	80	1	0	170	1,165	1,335	1,623	82.26%
1E-35	192	126	318	24	0	0	51	291	342	379	90.24%
1E-47	419	356	775	51	1	0	122	705	827	985	83.96%
1ES-1	503	450	953	67	1	0	172	849	1,021	1,394	73.24%
1F--1	333	505	838	79	0	0	208	709	917	1,059	86.59%
1F--7	11	19	30	6	0	0	4	32	36	37	97.30%
1FB-1	102	125	227	20	0	0	24	223	247	281	87.90%
1FS	197	550	747	52	0	0	224	575	799	956	83.58%
1FS-1	118	248	366	14	0	0	68	312	380	502	75.70%
1FS-10	0	0	0	0	0	0	0	0	0	0	0.00%
1LU	234	369	603	33	1	0	117	520	637	883	72.14%
1MU	164	96	260	21	0	0	16	265	281	354	79.38%
1RD	14	36	50	2	0	0	12	40	52	70	74.29%
1RV-3	0	0	0	0	0	0	0	0	0	0	0.00%
1SB-1	6	5	11	0	0	0	1	10	11	12	91.67%
1SB-10	786	862	1,648	128	3	0	337	1,442	1,779	2,366	75.19%
1SB-11	4	24	28	0	0	0	2	26	28	36	77.78%
1SB-13	24	55	79	4	0	0	18	65	83	89	93.26%
1SB-2	457	614	1,071	92	0	0	205	958	1,163	1,598	72.78%

PROPOSITION 6

Precinct	Yes	No	Cast Votes	Undervotes	Overvotes	Unqualified write-ins	Vote Center Ballots Cast	Vote by Mail Ballots Cast	Total Ballots Cast	Registered Voters	Turnout Percentage
1SB-5	0	0	0	0	0	0	0	0	0	0	0.00%
1SB-7	103	138	241	12	0	0	19	234	253	316	80.06%
1SB18	0	0	0	0	0	0	0	0	0	0	0.00%
1SCD	152	246	398	23	1	0	105	317	422	551	76.59%
2BV-1	103	131	234	15	1	0	54	196	250	352	71.02%
2CU	110	295	405	34	0	0	86	353	439	541	81.15%
2F--2	1,011	1,456	2,467	216	2	0	563	2,122	2,685	3,628	74.01%
2F-R1	864	1,724	2,588	172	1	0	505	2,256	2,761	3,701	74.60%
2HV-1	275	642	917	58	1	0	147	829	976	1,217	80.20%
2MR	21	13	34	2	0	0	7	29	36	59	61.02%
2R--1	425	821	1,246	100	3	0	400	949	1,349	1,919	70.30%
2SH-1	391	299	690	50	0	0	59	681	740	987	74.97%
2SH-2	68	124	192	11	0	0	16	187	203	276	73.55%
2SH-4	150	93	243	18	0	0	47	214	261	349	74.79%
2SH-5	281	206	487	36	0	0	87	436	523	720	72.64%
2SH-6N	134	163	297	24	1	0	44	278	322	463	69.55%
2SHF7	216	190	406	38	0	0	100	344	444	622	71.38%
2SHF9	341	285	626	49	0	0	115	560	675	910	74.18%
2SHS4C	159	129	288	29	0	0	77	240	317	450	70.44%
2SHS4E	0	0	0	0	0	0	0	0	0	0	0.00%
3A--1	1,607	419	2,026	154	1	0	454	1,727	2,181	2,698	80.84%

November 5 General Election

November 5, 2024 General Election

Registered Voters
65232 of 84741 = 76.98%

Run Time 1:57 PM
Run Date 12/02/2024

11/5/2024
Page 76

PROPOSITION 6

Precinct	Yes	No	Cast Votes	Undervotes	Overvotes	Unqualified write-ins	Vote Center Ballots Cast	Vote by Mail Ballots Cast	Total Ballots Cast	Registered Voters	Turnout Percentage
----------	-----	----	------------	------------	-----------	-----------------------	--------------------------	---------------------------	--------------------	-------------------	--------------------

3A-10	1,426	411	1,837	137	1	0	411	1,564	1,975	2,548	77.51%
3A-13	1,571	496	2,067	172	1	0	698	1,542	2,240	2,507	89.35%
3A-J1	434	148	582	47	0	0	61	568	629	723	87.00%
3A-P2	954	476	1,430	108	1	0	319	1,220	1,539	2,050	75.07%
3A-P5	140	103	243	15	0	0	37	221	258	350	73.71%
3AS-1	81	53	134	12	0	0	10	136	146	177	82.49%
3AS-7	0	0	0	0	0	0	0	0	0	0	0.00%
3AS-9	51	31	82	4	0	0	5	81	86	103	83.50%
3AS12	16	7	23	3	0	0	1	25	26	29	89.66%
3B--1	385	258	643	54	0	0	76	621	697	833	83.67%
3BLF	0	0	0	0	0	0	0	0	0	0	0.00%
3E-4J	0	0	0	0	0	0	0	0	0	0	0.00%
3ES-6	13	14	27	2	0	0	1	28	29	39	74.36%
3ES-7	66	100	166	17	0	0	15	168	183	228	80.26%
3ES11	4	0	4	0	0	0	0	4	4	4	100.00%
3ES12	4	2	6	0	0	0	0	6	6	0	0.00%
3ESS6	121	141	262	26	0	0	39	249	288	330	87.27%
3FW	190	212	402	25	1	0	43	385	428	503	85.09%
3FWF	299	237	536	54	0	0	91	499	590	775	76.13%
3FWS	387	359	746	61	0	0	106	701	807	992	81.35%
3GF	39	33	72	4	0	0	10	66	76	97	78.35%

Final Canvass Report

November 5 General Election

Run Time 1:57 PM

Run Date 12/02/2024

Humboldt County

November 5, 2024 General Election

11/5/2024

Page 77

Official Results

Registered Voters

65232 of 84741 = 76.98%

PROPOSITION 6

Precinct	Yes	No	Cast Votes	Undervotes	Overvotes	Unqualified write-ins	Vote Center Ballots Cast	Vote by Mail Ballots Cast	Total Ballots Cast	Registered Voters	Turnout Percentage
3JC	64	43	107	9	0	0	18	98	116	133	87.22%
3JCF	548	416	964	66	1	0	137	894	1,031	1,235	83.48%
3MA-1	5	3	8	3	0	0	5	6	11	18	61.11%
3MA-2	212	112	324	31	0	0	69	286	355	525	67.62%
3PA-1	201	181	382	30	0	0	45	367	412	521	79.08%
3PA-4	124	121	245	12	1	0	34	224	258	317	81.39%
3PA-5	0	0	0	0	0	0	0	0	0	0	0.00%
3PAE	0	0	0	0	0	0	0	0	0	0	0.00%
4E-11	1,021	574	1,595	115	0	0	467	1,243	1,710	2,505	68.26%
4E-20	949	675	1,624	108	0	0	339	1,393	1,732	2,597	66.69%
4E-31	474	346	820	45	0	0	110	755	865	1,107	78.14%
4E-33	180	157	337	16	0	0	45	308	353	442	79.86%
4E-40	619	455	1,074	83	0	0	205	952	1,157	1,481	78.12%
4E-44	433	381	814	68	0	0	136	746	882	1,098	80.33%
4E-49	97	72	169	24	0	0	23	170	193	239	80.75%
4E-4FW	1	1	2	3	0	0	0	5	5	5	100.00%
4E-51	1,099	560	1,659	112	2	0	394	1,379	1,773	2,410	73.57%
4E-52	224	104	328	22	0	0	103	247	350	487	71.87%
4E-57	36	20	56	3	0	0	9	50	59	81	72.84%
4ES-4	1,073	1,009	2,082	170	0	0	404	1,848	2,252	2,873	78.38%
4FW	0	0	0	0	0	0	0	0	0	0	0.00%

PROPOSITION 6

Precinct	Yes	No	Cast Votes	Undervotes	Overvotes	Unqualified write-ins	Vote Center Ballots Cast	Vote by Mail Ballots Cast	Total Ballots Cast	Registered Voters	Turnout Percentage
4PE	88	88	176	18	0	0	44	150	194	247	78.54%
4PEF	0	0	0	0	0	0	0	0	0	1	0.00%
5AS-4	0	1	1	1	0	0	0	2	2	2	100.00%
5AS-5	48	49	97	7	0	0	4	100	104	140	74.29%
5AS-5A	8	13	21	0	0	0	5	16	21	22	95.45%
5BL	17	13	30	5	0	0	1	34	35	34	102.94%
5BLF	221	216	437	34	0	0	40	431	471	611	77.09%
5BLS	54	60	114	4	0	0	10	108	118	145	81.38%
5BM	4	13	17	1	0	0	3	15	18	30	60.00%
5BU	198	173	371	48	1	0	45	375	420	516	81.40%
5FB	267	235	502	41	0	0	76	467	543	666	81.53%
5KT-1	356	291	647	44	0	0	207	484	691	1,123	61.53%
5KT-4	91	86	177	10	0	0	99	88	187	379	49.34%
5KT-7	76	68	144	18	0	0	47	115	162	292	55.48%
5KTF1	318	371	689	66	0	0	82	673	755	1,028	73.44%
5MC	8	12	20	1	0	0	2	19	21	34	61.76%
5MK-1	2,041	1,809	3,850	302	3	0	771	3,384	4,155	5,196	79.97%
5MK-5	1,787	1,683	3,470	272	1	0	724	3,019	3,743	4,786	78.21%
5MK-8	350	317	667	54	0	0	135	586	721	913	78.97%
5MK-9A	0	2	2	0	0	0	0	2	2	3	66.67%
5PA-3	40	52	92	2	0	0	7	87	94	112	83.93%

Final Canvass Report

November 5 General Election

Run Time 1:57 PM

Run Date 12/02/2024

Humboldt County

November 5, 2024 General Election

11/5/2024

Page 79

Official Results

Registered Voters

65232 of 84741 = 76.98%

PROPOSITION 6

Precinct	Yes	No	Cast Votes	Undervotes	Overvotes	Unqualified write-ins	Vote Center Ballots Cast	Vote by Mail Ballots Cast	Total Ballots Cast	Registered Voters	Turnout Percentage
5T--1	120	91	211	20	0	0	21	210	231	250	92.40%
5TU-1	609	340	949	62	1	0	117	895	1,012	1,280	79.06%
Totals	32,292	28,341	60,633	4,565	34	0	11,945	53,287	65,232	84,741	76.98%

PROPOSITION 32

Precinct	Yes	No	Cast Votes	Undervotes	Overvotes	Unqualified write-ins	Vote Center Ballots Cast	Vote by Mail Ballots Cast	Total Ballots Cast	Registered Voters	Turnout Percentage
1CS-1	1,179	1,582	2,761	120	0	0	356	2,525	2,881	3,681	78.27%
1E-26	176	159	335	20	0	0	47	308	355	505	70.30%
1E-30	647	627	1,274	60	1	0	170	1,165	1,335	1,623	82.26%
1E-35	190	139	329	13	0	0	51	291	342	379	90.24%
1E-47	406	378	784	43	0	0	122	705	827	985	83.96%
1ES-1	486	490	976	45	0	0	172	849	1,021	1,394	73.24%
1F--1	330	531	861	56	0	0	208	709	917	1,059	86.59%
1F--7	11	20	31	5	0	0	4	32	36	37	97.30%
1FB-1	114	123	237	10	0	0	24	223	247	281	87.90%
1FS	179	579	758	40	1	0	224	575	799	956	83.58%
1FS-1	114	258	372	8	0	0	68	312	380	502	75.70%
1FS-10	0	0	0	0	0	0	0	0	0	0	0.00%
1LU	260	347	607	30	0	0	117	520	637	883	72.14%
1MU	165	96	261	20	0	0	16	265	281	354	79.38%
1RD	11	40	51	1	0	0	12	40	52	70	74.29%
1RV-3	0	0	0	0	0	0	0	0	0	0	0.00%
1SB-1	4	7	11	0	0	0	1	10	11	12	91.67%
1SB-10	758	936	1,694	84	1	0	337	1,442	1,779	2,366	75.19%
1SB-11	4	23	27	1	0	0	2	26	28	36	77.78%
1SB-13	32	46	78	5	0	0	18	65	83	89	93.26%
1SB-2	444	660	1,104	59	0	0	205	958	1,163	1,598	72.78%

PROPOSITION 32

Precinct	Yes	No	Cast Votes	Undervotes	Overvotes	Unqualified write-ins	Vote Center Ballots Cast	Vote by Mail Ballots Cast	Total Ballots Cast	Registered Voters	Turnout Percentage
1SB-5	0	0	0	0	0	0	0	0	0	0	0.00%
1SB-7	83	162	245	7	1	0	19	234	253	316	80.06%
1SB18	0	0	0	0	0	0	0	0	0	0	0.00%
1SCD	161	246	407	14	1	0	105	317	422	551	76.59%
2BV-1	104	136	240	10	0	0	54	196	250	352	71.02%
2CU	124	290	414	25	0	0	86	353	439	541	81.15%
2F--2	1,017	1,536	2,553	130	2	0	563	2,122	2,685	3,628	74.01%
2F-R1	825	1,822	2,647	114	0	0	505	2,256	2,761	3,701	74.60%
2HV-1	270	659	929	45	2	0	147	829	976	1,217	80.20%
2MR	19	14	33	3	0	0	7	29	36	59	61.02%
2R--1	454	831	1,285	64	0	0	400	949	1,349	1,919	70.30%
2SH-1	404	292	696	44	0	0	59	681	740	987	74.97%
2SH-2	81	114	195	8	0	0	16	187	203	276	73.55%
2SH-4	162	82	244	17	0	0	47	214	261	349	74.79%
2SH-5	292	204	496	27	0	0	87	436	523	720	72.64%
2SH-6N	157	147	304	18	0	0	44	278	322	463	69.55%
2SHF7	252	173	425	19	0	0	100	344	444	622	71.38%
2SHF9	386	258	644	31	0	0	115	560	675	910	74.18%
2SHS4C	194	103	297	20	0	0	77	240	317	450	70.44%
2SHS4E	0	0	0	0	0	0	0	0	0	0	0.00%
3A--1	1,499	535	2,034	146	1	0	454	1,727	2,181	2,698	80.84%

PROPOSITION 32

Precinct	Yes	No	Cast Votes	Undervotes	Overvotes	Unqualified write-ins	Vote Center Ballots Cast	Vote by Mail Ballots Cast	Total Ballots Cast	Registered Voters	Turnout Percentage
----------	-----	----	------------	------------	-----------	-----------------------	--------------------------	---------------------------	--------------------	-------------------	--------------------

3A-10	1,345	512	1,857	115	3	0	411	1,564	1,975	2,548	77.51%
3A-13	1,541	561	2,102	137	1	0	698	1,542	2,240	2,507	89.35%
3A-J1	417	176	593	36	0	0	61	568	629	723	87.00%
3A-P2	936	527	1,463	76	0	0	319	1,220	1,539	2,050	75.07%
3A-P5	138	105	243	15	0	0	37	221	258	350	73.71%
3AS-1	74	66	140	6	0	0	10	136	146	177	82.49%
3AS-7	0	0	0	0	0	0	0	0	0	0	0.00%
3AS-9	46	35	81	5	0	0	5	81	86	103	83.50%
3AS12	19	6	25	1	0	0	1	25	26	29	89.66%
3B--1	381	268	649	47	1	0	76	621	697	833	83.67%
3BLF	0	0	0	0	0	0	0	0	0	0	0.00%
3E-4J	0	0	0	0	0	0	0	0	0	0	0.00%
3ES-6	10	18	28	1	0	0	1	28	29	39	74.36%
3ES-7	68	105	173	10	0	0	15	168	183	228	80.26%
3ES11	1	3	4	0	0	0	0	4	4	4	100.00%
3ES12	5	0	5	1	0	0	0	6	6	0	0.00%
3ESS6	113	158	271	17	0	0	39	249	288	330	87.27%
3FW	193	217	410	18	0	0	43	385	428	503	85.09%
3FWF	297	258	555	34	1	0	91	499	590	775	76.13%
3FWS	380	385	765	42	0	0	106	701	807	992	81.35%
3GF	27	46	73	3	0	0	10	66	76	97	78.35%

Final Canvass Report

November 5 General Election

Run Time 1:57 PM

Run Date 12/02/2024

Humboldt County

November 5, 2024 General Election

11/5/2024

Page 83

Official Results

Registered Voters

65232 of 84741 = 76.98%

PROPOSITION 32

Precinct	Yes	No	Cast Votes	Undervotes	Overvotes	Unqualified write-ins	Vote Center Ballots Cast	Vote by Mail Ballots Cast	Total Ballots Cast	Registered Voters	Turnout Percentage
3JC	68	42	110	6	0	0	18	98	116	133	87.22%
3JCF	542	431	973	58	0	0	137	894	1,031	1,235	83.48%
3MA-1	2	8	10	1	0	0	5	6	11	18	61.11%
3MA-2	221	110	331	24	0	0	69	286	355	525	67.62%
3PA-1	206	182	388	24	0	0	45	367	412	521	79.08%
3PA-4	114	126	240	18	0	0	34	224	258	317	81.39%
3PA-5	0	0	0	0	0	0	0	0	0	0	0.00%
3PAE	0	0	0	0	0	0	0	0	0	0	0.00%
4E-11	1,078	547	1,625	85	0	0	467	1,243	1,710	2,505	68.26%
4E-20	924	735	1,659	73	0	0	339	1,393	1,732	2,597	66.69%
4E-31	459	361	820	45	0	0	110	755	865	1,107	78.14%
4E-33	167	168	335	18	0	0	45	308	353	442	79.86%
4E-40	633	465	1,098	59	0	0	205	952	1,157	1,481	78.12%
4E-44	459	374	833	49	0	0	136	746	882	1,098	80.33%
4E-49	95	82	177	16	0	0	23	170	193	239	80.75%
4E-4FW	0	3	3	2	0	0	0	5	5	5	100.00%
4E-51	1,085	591	1,676	97	0	0	394	1,379	1,773	2,410	73.57%
4E-52	230	97	327	23	0	0	103	247	350	487	71.87%
4E-57	40	17	57	2	0	0	9	50	59	81	72.84%
4ES-4	1,038	1,090	2,128	123	1	0	404	1,848	2,252	2,873	78.38%
4FW	0	0	0	0	0	0	0	0	0	0	0.00%

PROPOSITION 32

Precinct	Yes	No	Cast Votes	Undervotes	Overvotes	Unqualified write-ins	Vote Center Ballots Cast	Vote by Mail Ballots Cast	Total Ballots Cast	Registered Voters	Turnout Percentage
4PE	99	84	183	11	0	0	44	150	194	247	78.54%
4PEF	0	0	0	0	0	0	0	0	0	1	0.00%
5AS-4	1	1	2	0	0	0	0	2	2	2	100.00%
5AS-5	47	49	96	8	0	0	4	100	104	140	74.29%
5AS-5A	6	14	20	1	0	0	5	16	21	22	95.45%
5BL	17	16	33	2	0	0	1	34	35	34	102.94%
5BLF	208	235	443	28	0	0	40	431	471	611	77.09%
5BLS	55	59	114	4	0	0	10	108	118	145	81.38%
5BM	6	11	17	1	0	0	3	15	18	30	60.00%
5BU	194	182	376	44	0	0	45	375	420	516	81.40%
5FB	251	270	521	22	0	0	76	467	543	666	81.53%
5KT-1	412	250	662	29	0	0	207	484	691	1,123	61.53%
5KT-4	118	60	178	9	0	0	99	88	187	379	49.34%
5KT-7	100	48	148	14	0	0	47	115	162	292	55.48%
5KTF1	373	339	712	43	0	0	82	673	755	1,028	73.44%
5MC	8	11	19	2	0	0	2	19	21	34	61.76%
5MK-1	1,946	1,992	3,938	217	0	0	771	3,384	4,155	5,196	79.97%
5MK-5	1,720	1,812	3,532	211	0	0	724	3,019	3,743	4,786	78.21%
5MK-8	327	346	673	48	0	0	135	586	721	913	78.97%
5MK-9A	0	2	2	0	0	0	0	2	2	3	66.67%
5PA-3	44	49	93	1	0	0	7	87	94	112	83.93%

Final Canvass Report

November 5 General Election

Run Time 1:57 PM

Run Date 12/02/2024

Humboldt County

November 5, 2024 General Election

11/5/2024

Page 85

Official Results

Registered Voters

65232 of 84741 = 76.98%

PROPOSITION 32

Precinct	Yes	No	Cast Votes	Undervotes	Overvotes	Unqualified write-ins	Vote Center Ballots Cast	Vote by Mail Ballots Cast	Total Ballots Cast	Registered Voters	Turnout Percentage
5T--1	124	89	213	18	0	0	21	210	231	250	92.40%
5TU-1	606	360	966	46	0	0	117	895	1,012	1,280	79.06%
Totals	32,008	29,799	61,807	3,408	17	0	11,945	53,287	65,232	84,741	76.98%

PROPOSITION 33

Precinct	Yes	No	Cast Votes	Undervotes	Overvotes	Unqualified write-ins	Vote Center Ballots Cast	Vote by Mail Ballots Cast	Total Ballots Cast	Registered Voters	Turnout Percentage
----------	-----	----	------------	------------	-----------	-----------------------	--------------------------	---------------------------	--------------------	-------------------	--------------------

1CS-1	1,028	1,673	2,701	179	1	0	356	2,525	2,881	3,681	78.27%
1E-26	151	182	333	22	0	0	47	308	355	505	70.30%
1E-30	546	704	1,250	84	1	0	170	1,165	1,335	1,623	82.26%
1E-35	160	161	321	21	0	0	51	291	342	379	90.24%
1E-47	369	401	770	56	1	0	122	705	827	985	83.96%
1ES-1	423	536	959	62	0	0	172	849	1,021	1,394	73.24%
1F--1	279	557	836	81	0	0	208	709	917	1,059	86.59%
1F--7	7	25	32	4	0	0	4	32	36	37	97.30%
1FB-1	89	135	224	23	0	0	24	223	247	281	87.90%
1FS	159	589	748	51	0	0	224	575	799	956	83.58%
1FS-1	90	276	366	14	0	0	68	312	380	502	75.70%
1FS-10	0	0	0	0	0	0	0	0	0	0	0.00%
1LU	207	382	589	48	0	0	117	520	637	883	72.14%
1MU	123	124	247	34	0	0	16	265	281	354	79.38%
1RD	11	39	50	2	0	0	12	40	52	70	74.29%
1RV-3	0	0	0	0	0	0	0	0	0	0	0.00%
1SB-1	6	5	11	0	0	0	1	10	11	12	91.67%
1SB-10	664	984	1,648	128	3	0	337	1,442	1,779	2,366	75.19%
1SB-11	2	23	25	3	0	0	2	26	28	36	77.78%
1SB-13	28	50	78	5	0	0	18	65	83	89	93.26%
1SB-2	399	687	1,086	77	0	0	205	958	1,163	1,598	72.78%

PROPOSITION 33

Precinct	Yes	No	Cast Votes	Undervotes	Overvotes	Unqualified write-ins	Vote Center Ballots Cast	Vote by Mail Ballots Cast	Total Ballots Cast	Registered Voters	Turnout Percentage
1SB-5	0	0	0	0	0	0	0	0	0	0	0.00%
1SB-7	79	161	240	13	0	0	19	234	253	316	80.06%
1SB18	0	0	0	0	0	0	0	0	0	0	0.00%
1SCD	138	257	395	26	1	0	105	317	422	551	76.59%
2BV-1	77	153	230	19	1	0	54	196	250	352	71.02%
2CU	103	299	402	37	0	0	86	353	439	541	81.15%
2F--2	913	1,570	2,483	197	5	0	563	2,122	2,685	3,628	74.01%
2F-R1	739	1,839	2,578	181	2	0	505	2,256	2,761	3,701	74.60%
2HV-1	228	685	913	63	0	0	147	829	976	1,217	80.20%
2MR	18	17	35	1	0	0	7	29	36	59	61.02%
2R--1	398	881	1,279	69	1	0	400	949	1,349	1,919	70.30%
2SH-1	270	405	675	65	0	0	59	681	740	987	74.97%
2SH-2	54	133	187	16	0	0	16	187	203	276	73.55%
2SH-4	112	118	230	31	0	0	47	214	261	349	74.79%
2SH-5	205	278	483	40	0	0	87	436	523	720	72.64%
2SH-6N	121	177	298	24	0	0	44	278	322	463	69.55%
2SHF7	180	224	404	40	0	0	100	344	444	622	71.38%
2SHF9	286	329	615	60	0	0	115	560	675	910	74.18%
2SHS4C	131	156	287	30	0	0	77	240	317	450	70.44%
2SHS4E	0	0	0	0	0	0	0	0	0	0	0.00%
3A--1	1,208	776	1,984	196	1	0	454	1,727	2,181	2,698	80.84%

PROPOSITION 33

Precinct	Yes	No	Cast Votes	Undervotes	Overvotes	Unqualified write-ins	Vote Center Ballots Cast	Vote by Mail Ballots Cast	Total Ballots Cast	Registered Voters	Turnout Percentage
3A-10	1,124	686	1,810	164	1	0	411	1,564	1,975	2,548	77.51%
3A-13	1,236	785	2,021	217	2	0	698	1,542	2,240	2,507	89.35%
3A-J1	320	252	572	57	0	0	61	568	629	723	87.00%
3A-P2	787	634	1,421	117	1	0	319	1,220	1,539	2,050	75.07%
3A-P5	139	104	243	15	0	0	37	221	258	350	73.71%
3AS-1	50	81	131	15	0	0	10	136	146	177	82.49%
3AS-7	0	0	0	0	0	0	0	0	0	0	0.00%
3AS-9	38	42	80	6	0	0	5	81	86	103	83.50%
3AS12	16	7	23	3	0	0	1	25	26	29	89.66%
3B--1	338	309	647	49	1	0	76	621	697	833	83.67%
3BLF	0	0	0	0	0	0	0	0	0	0	0.00%
3E-4J	0	0	0	0	0	0	0	0	0	0	0.00%
3ES-6	6	22	28	1	0	0	1	28	29	39	74.36%
3ES-7	61	108	169	14	0	0	15	168	183	228	80.26%
3ES11	0	4	4	0	0	0	0	4	4	4	100.00%
3ES12	4	1	5	1	0	0	0	6	6	0	0.00%
3ESS6	95	170	265	23	0	0	39	249	288	330	87.27%
3FW	129	265	394	34	0	0	43	385	428	503	85.09%
3FWF	206	326	532	57	1	0	91	499	590	775	76.13%
3FWS	283	452	735	72	0	0	106	701	807	992	81.35%
3GF	23	45	68	8	0	0	10	66	76	97	78.35%

PROPOSITION 33

Precinct	Yes	No	Cast Votes	Undervotes	Overvotes	Unqualified write-ins	Vote Center Ballots Cast	Vote by Mail Ballots Cast	Total Ballots Cast	Registered Voters	Turnout Percentage
3JC	49	60	109	7	0	0	18	98	116	133	87.22%
3JCF	378	555	933	98	0	0	137	894	1,031	1,235	83.48%
3MA-1	3	7	10	1	0	0	5	6	11	18	61.11%
3MA-2	180	141	321	34	0	0	69	286	355	525	67.62%
3PA-1	177	200	377	35	0	0	45	367	412	521	79.08%
3PA-4	84	153	237	20	1	0	34	224	258	317	81.39%
3PA-5	0	0	0	0	0	0	0	0	0	0	0.00%
3PAE	0	0	0	0	0	0	0	0	0	0	0.00%
4E-11	922	669	1,591	119	0	0	467	1,243	1,710	2,505	68.26%
4E-20	803	820	1,623	107	2	0	339	1,393	1,732	2,597	66.69%
4E-31	394	410	804	60	1	0	110	755	865	1,107	78.14%
4E-33	136	193	329	24	0	0	45	308	353	442	79.86%
4E-40	562	518	1,080	76	1	0	205	952	1,157	1,481	78.12%
4E-44	413	405	818	64	0	0	136	746	882	1,098	80.33%
4E-49	88	78	166	26	1	0	23	170	193	239	80.75%
4E-4FW	0	3	3	2	0	0	0	5	5	5	100.00%
4E-51	964	676	1,640	132	1	0	394	1,379	1,773	2,410	73.57%
4E-52	204	122	326	24	0	0	103	247	350	487	71.87%
4E-57	24	33	57	2	0	0	9	50	59	81	72.84%
4ES-4	954	1,105	2,059	193	0	0	404	1,848	2,252	2,873	78.38%
4FW	0	0	0	0	0	0	0	0	0	0	0.00%

PROPOSITION 33

Precinct	Yes	No	Cast Votes	Undervotes	Overvotes	Unqualified write-ins	Vote Center Ballots Cast	Vote by Mail Ballots Cast	Total Ballots Cast	Registered Voters	Turnout Percentage
4PE	74	105	179	15	0	0	44	150	194	247	78.54%
4PEF	0	0	0	0	0	0	0	0	0	1	0.00%
5AS-4	0	1	1	1	0	0	0	2	2	2	100.00%
5AS-5	37	59	96	8	0	0	4	100	104	140	74.29%
5AS-5A	3	17	20	1	0	0	5	16	21	22	95.45%
5BL	18	13	31	4	0	0	1	34	35	34	102.94%
5BLF	157	281	438	33	0	0	40	431	471	611	77.09%
5BLS	45	66	111	7	0	0	10	108	118	145	81.38%
5BM	3	15	18	0	0	0	3	15	18	30	60.00%
5BU	150	220	370	49	1	0	45	375	420	516	81.40%
5FB	195	312	507	35	1	0	76	467	543	666	81.53%
5KT-1	285	355	640	51	0	0	207	484	691	1,123	61.53%
5KT-4	89	88	177	10	0	0	99	88	187	379	49.34%
5KT-7	72	74	146	16	0	0	47	115	162	292	55.48%
5KTF1	271	424	695	60	0	0	82	673	755	1,028	73.44%
5MC	7	13	20	1	0	0	2	19	21	34	61.76%
5MK-1	1,614	2,208	3,822	330	3	0	771	3,384	4,155	5,196	79.97%
5MK-5	1,540	1,913	3,453	290	0	0	724	3,019	3,743	4,786	78.21%
5MK-8	271	386	657	64	0	0	135	586	721	913	78.97%
5MK-9A	0	2	2	0	0	0	0	2	2	3	66.67%
5PA-3	22	66	88	6	0	0	7	87	94	112	83.93%

Final Canvass Report

November 5 General Election

Run Time 1:57 PM

Run Date 12/02/2024

Humboldt County

November 5, 2024 General Election

11/5/2024

Page 91

Official Results

Registered Voters

65232 of 84741 = 76.98%

PROPOSITION 33

Precinct	Yes	No	Cast Votes	Undervotes	Overvotes	Unqualified write-ins	Vote Center Ballots Cast	Vote by Mail Ballots Cast	Total Ballots Cast	Registered Voters	Turnout Percentage
5T--1	81	128	209	22	0	0	21	210	231	250	92.40%
5TU-1	430	501	931	80	1	0	117	895	1,012	1,280	79.06%
Totals	26,555	33,679	60,234	4,962	36	0	11,945	53,287	65,232	84,741	76.98%

PROPOSITION 34

Precinct	Yes	No	Cast Votes	Undervotes	Overvotes	Unqualified write-ins	Vote Center Ballots Cast	Vote by Mail Ballots Cast	Total Ballots Cast	Registered Voters	Turnout Percentage
1CS-1	1,144	1,489	2,633	247	1	0	356	2,525	2,881	3,681	78.27%
1E-26	152	172	324	31	0	0	47	308	355	505	70.30%
1E-30	479	709	1,188	147	0	0	170	1,165	1,335	1,623	82.26%
1E-35	118	191	309	33	0	0	51	291	342	379	90.24%
1E-47	324	419	743	83	1	0	122	705	827	985	83.96%
1ES-1	406	515	921	100	0	0	172	849	1,021	1,394	73.24%
1F--1	323	492	815	102	0	0	208	709	917	1,059	86.59%
1F--7	11	18	29	7	0	0	4	32	36	37	97.30%
1FB-1	93	125	218	29	0	0	24	223	247	281	87.90%
1FS	292	428	720	78	1	0	224	575	799	956	83.58%
1FS-1	150	215	365	14	1	0	68	312	380	502	75.70%
1FS-10	0	0	0	0	0	0	0	0	0	0	0.00%
1LU	274	306	580	57	0	0	117	520	637	883	72.14%
1MU	85	152	237	44	0	0	16	265	281	354	79.38%
1RD	15	34	49	3	0	0	12	40	52	70	74.29%
1RV-3	0	0	0	0	0	0	0	0	0	0	0.00%
1SB-1	4	7	11	0	0	0	1	10	11	12	91.67%
1SB-10	713	889	1,602	175	2	0	337	1,442	1,779	2,366	75.19%
1SB-11	14	11	25	3	0	0	2	26	28	36	77.78%
1SB-13	32	44	76	7	0	0	18	65	83	89	93.26%
1SB-2	460	586	1,046	117	0	0	205	958	1,163	1,598	72.78%

PROPOSITION 34

Precinct	Yes	No	Cast Votes	Undervotes	Overvotes	Unqualified write-ins	Vote Center Ballots Cast	Vote by Mail Ballots Cast	Total Ballots Cast	Registered Voters	Turnout Percentage
1SB-5	0	0	0	0	0	0	0	0	0	0	0.00%
1SB-7	89	148	237	16	0	0	19	234	253	316	80.06%
1SB18	0	0	0	0	0	0	0	0	0	0	0.00%
1SCD	171	207	378	44	0	0	105	317	422	551	76.59%
2BV-1	96	132	228	22	0	0	54	196	250	352	71.02%
2CU	130	261	391	48	0	0	86	353	439	541	81.15%
2F--2	1,092	1,318	2,410	273	2	0	563	2,122	2,685	3,628	74.01%
2F-R1	1,070	1,447	2,517	243	1	0	505	2,256	2,761	3,701	74.60%
2HV-1	343	550	893	83	0	0	147	829	976	1,217	80.20%
2MR	20	14	34	2	0	0	7	29	36	59	61.02%
2R--1	566	675	1,241	105	3	0	400	949	1,349	1,919	70.30%
2SH-1	282	375	657	83	0	0	59	681	740	987	74.97%
2SH-2	75	111	186	17	0	0	16	187	203	276	73.55%
2SH-4	87	136	223	38	0	0	47	214	261	349	74.79%
2SH-5	183	284	467	56	0	0	87	436	523	720	72.64%
2SH-6N	127	165	292	30	0	0	44	278	322	463	69.55%
2SHF7	143	257	400	44	0	0	100	344	444	622	71.38%
2SHF9	226	365	591	83	1	0	115	560	675	910	74.18%
2SHS4C	123	161	284	33	0	0	77	240	317	450	70.44%
2SHS4E	0	0	0	0	0	0	0	0	0	0	0.00%
3A--1	755	1,094	1,849	330	2	0	454	1,727	2,181	2,698	80.84%

PROPOSITION 34

Precinct	Yes	No	Cast Votes	Undervotes	Overvotes	Unqualified write-ins	Vote Center Ballots Cast	Vote by Mail Ballots Cast	Total Ballots Cast	Registered Voters	Turnout Percentage
3A-10	713	997	1,710	263	2	0	411	1,564	1,975	2,548	77.51%
3A-13	879	1,054	1,933	303	4	0	698	1,542	2,240	2,507	89.35%
3A-J1	191	361	552	77	0	0	61	568	629	723	87.00%
3A-P2	611	727	1,338	197	4	0	319	1,220	1,539	2,050	75.07%
3A-P5	105	124	229	29	0	0	37	221	258	350	73.71%
3AS-1	36	84	120	26	0	0	10	136	146	177	82.49%
3AS-7	0	0	0	0	0	0	0	0	0	0	0.00%
3AS-9	20	62	82	4	0	0	5	81	86	103	83.50%
3AS12	7	12	19	7	0	0	1	25	26	29	89.66%
3B--1	245	369	614	83	0	0	76	621	697	833	83.67%
3BLF	0	0	0	0	0	0	0	0	0	0	0.00%
3E-4J	0	0	0	0	0	0	0	0	0	0	0.00%
3ES-6	9	19	28	1	0	0	1	28	29	39	74.36%
3ES-7	68	97	165	17	1	0	15	168	183	228	80.26%
3ES11	0	4	4	0	0	0	0	4	4	4	100.00%
3ES12	3	2	5	1	0	0	0	6	6	0	0.00%
3ESS6	99	160	259	28	1	0	39	249	288	330	87.27%
3FW	165	209	374	54	0	0	43	385	428	503	85.09%
3FWF	226	291	517	73	0	0	91	499	590	775	76.13%
3FWS	299	409	708	97	2	0	106	701	807	992	81.35%
3GF	27	39	66	10	0	0	10	66	76	97	78.35%

PROPOSITION 34

Precinct	Yes	No	Cast Votes	Undervotes	Overvotes	Unqualified write-ins	Vote Center Ballots Cast	Vote by Mail Ballots Cast	Total Ballots Cast	Registered Voters	Turnout Percentage
3JC	42	53	95	20	1	0	18	98	116	133	87.22%
3JCF	365	545	910	120	1	0	137	894	1,031	1,235	83.48%
3MA-1	4	6	10	1	0	0	5	6	11	18	61.11%
3MA-2	116	186	302	51	2	0	69	286	355	525	67.62%
3PA-1	146	214	360	52	0	0	45	367	412	521	79.08%
3PA-4	109	124	233	25	0	0	34	224	258	317	81.39%
3PA-5	0	0	0	0	0	0	0	0	0	0	0.00%
3PAE	0	0	0	0	0	0	0	0	0	0	0.00%
4E-11	676	871	1,547	161	2	0	467	1,243	1,710	2,505	68.26%
4E-20	731	840	1,571	160	1	0	339	1,393	1,732	2,597	66.69%
4E-31	318	454	772	92	1	0	110	755	865	1,107	78.14%
4E-33	136	187	323	30	0	0	45	308	353	442	79.86%
4E-40	431	602	1,033	124	0	0	205	952	1,157	1,481	78.12%
4E-44	333	463	796	85	1	0	136	746	882	1,098	80.33%
4E-49	57	105	162	31	0	0	23	170	193	239	80.75%
4E-4FW	1	2	3	2	0	0	0	5	5	5	100.00%
4E-51	671	927	1,598	174	1	0	394	1,379	1,773	2,410	73.57%
4E-52	149	165	314	36	0	0	103	247	350	487	71.87%
4E-57	17	34	51	8	0	0	9	50	59	81	72.84%
4ES-4	841	1,164	2,005	247	0	0	404	1,848	2,252	2,873	78.38%
4FW	0	0	0	0	0	0	0	0	0	0	0.00%

PROPOSITION 34

Precinct	Yes	No	Cast Votes	Undervotes	Overvotes	Unqualified write-ins	Vote Center Ballots Cast	Vote by Mail Ballots Cast	Total Ballots Cast	Registered Voters	Turnout Percentage
4PE	87	79	166	28	0	0	44	150	194	247	78.54%
4PEF	0	0	0	0	0	0	0	0	0	1	0.00%
5AS-4	0	1	1	1	0	0	0	2	2	2	100.00%
5AS-5	36	51	87	17	0	0	4	100	104	140	74.29%
5AS-5A	9	11	20	1	0	0	5	16	21	22	95.45%
5BL	9	17	26	9	0	0	1	34	35	34	102.94%
5BLF	182	238	420	51	0	0	40	431	471	611	77.09%
5BLS	36	72	108	10	0	0	10	108	118	145	81.38%
5BM	7	9	16	2	0	0	3	15	18	30	60.00%
5BU	133	216	349	70	1	0	45	375	420	516	81.40%
5FB	195	287	482	61	0	0	76	467	543	666	81.53%
5KT-1	300	334	634	57	0	0	207	484	691	1,123	61.53%
5KT-4	101	70	171	16	0	0	99	88	187	379	49.34%
5KT-7	76	69	145	17	0	0	47	115	162	292	55.48%
5KTF1	294	380	674	81	0	0	82	673	755	1,028	73.44%
5MC	13	7	20	1	0	0	2	19	21	34	61.76%
5MK-1	1,601	2,123	3,724	427	4	0	771	3,384	4,155	5,196	79.97%
5MK-5	1,431	1,908	3,339	401	3	0	724	3,019	3,743	4,786	78.21%
5MK-8	271	356	627	94	0	0	135	586	721	913	78.97%
5MK-9A	0	2	2	0	0	0	0	2	2	3	66.67%
5PA-3	36	49	85	9	0	0	7	87	94	112	83.93%

Final Canvass Report

November 5 General Election

Run Time 1:57 PM

Run Date 12/02/2024

Humboldt County

November 5, 2024 General Election

11/5/2024

Page 97

Official Results

Registered Voters

65232 of 84741 = 76.98%

PROPOSITION 34

Precinct	Yes	No	Cast Votes	Undervotes	Overvotes	Unqualified write-ins	Vote Center Ballots Cast	Vote by Mail Ballots Cast	Total Ballots Cast	Registered Voters	Turnout Percentage
5T--1	79	110	189	42	0	0	21	210	231	250	92.40%
5TU-1	376	522	898	114	0	0	117	895	1,012	1,280	79.06%
Totals	24,785	33,375	58,160	7,025	47	0	11,945	53,287	65,232	84,741	76.98%

PROPOSITION 35

Precinct	Yes	No	Cast Votes	Undervotes	Overvotes	Unqualified write-ins	Vote Center Ballots Cast	Vote by Mail Ballots Cast	Total Ballots Cast	Registered Voters	Turnout Percentage
----------	-----	----	------------	------------	-----------	-----------------------	--------------------------	---------------------------	--------------------	-------------------	--------------------

1CS-1	1,884	848	2,732	146	3	0	356	2,525	2,881	3,681	78.27%
1E-26	233	101	334	21	0	0	47	308	355	505	70.30%
1E-30	932	329	1,261	73	1	0	170	1,165	1,335	1,623	82.26%
1E-35	257	65	322	19	1	0	51	291	342	379	90.24%
1E-47	594	191	785	42	0	0	122	705	827	985	83.96%
1ES-1	701	262	963	58	0	0	172	849	1,021	1,394	73.24%
1F--1	528	313	841	76	0	0	208	709	917	1,059	86.59%
1F--7	20	12	32	4	0	0	4	32	36	37	97.30%
1FB-1	150	78	228	19	0	0	24	223	247	281	87.90%
1FS	402	351	753	46	0	0	224	575	799	956	83.58%
1FS-1	215	155	370	10	0	0	68	312	380	502	75.70%
1FS-10	0	0	0	0	0	0	0	0	0	0	0.00%
1LU	404	200	604	32	1	0	117	520	637	883	72.14%
1MU	200	62	262	19	0	0	16	265	281	354	79.38%
1RD	31	21	52	0	0	0	12	40	52	70	74.29%
1RV-3	0	0	0	0	0	0	0	0	0	0	0.00%
1SB-1	7	3	10	1	0	0	1	10	11	12	91.67%
1SB-10	1,206	466	1,672	106	1	0	337	1,442	1,779	2,366	75.19%
1SB-11	11	14	25	3	0	0	2	26	28	36	77.78%
1SB-13	49	30	79	4	0	0	18	65	83	89	93.26%
1SB-2	736	354	1,090	73	0	0	205	958	1,163	1,598	72.78%

PROPOSITION 35

Precinct	Yes	No	Cast Votes	Undervotes	Overvotes	Unqualified write-ins	Vote Center Ballots Cast	Vote by Mail Ballots Cast	Total Ballots Cast	Registered Voters	Turnout Percentage
1SB-5	0	0	0	0	0	0	0	0	0	0	0.00%
1SB-7	144	98	242	11	0	0	19	234	253	316	80.06%
1SB18	0	0	0	0	0	0	0	0	0	0	0.00%
1SCD	259	142	401	21	0	0	105	317	422	551	76.59%
2BV-1	152	84	236	13	1	0	54	196	250	352	71.02%
2CU	204	205	409	30	0	0	86	353	439	541	81.15%
2F--2	1,607	907	2,514	171	0	0	563	2,122	2,685	3,628	74.01%
2F-R1	1,576	1,010	2,586	175	0	0	505	2,256	2,761	3,701	74.60%
2HV-1	509	414	923	53	0	0	147	829	976	1,217	80.20%
2MR	26	10	36	0	0	0	7	29	36	59	61.02%
2R--1	765	509	1,274	74	1	0	400	949	1,349	1,919	70.30%
2SH-1	508	187	695	45	0	0	59	681	740	987	74.97%
2SH-2	100	94	194	9	0	0	16	187	203	276	73.55%
2SH-4	189	57	246	15	0	0	47	214	261	349	74.79%
2SH-5	357	136	493	30	0	0	87	436	523	720	72.64%
2SH-6N	205	95	300	22	0	0	44	278	322	463	69.55%
2SHF7	310	106	416	27	1	0	100	344	444	622	71.38%
2SHF9	460	179	639	36	0	0	115	560	675	910	74.18%
2SHS4C	232	64	296	21	0	0	77	240	317	450	70.44%
2SHS4E	0	0	0	0	0	0	0	0	0	0	0.00%
3A--1	1,719	309	2,028	152	1	0	454	1,727	2,181	2,698	80.84%

November 5 General Election

November 5, 2024 General Election

Registered Voters
65232 of 84741 = 76.98%

Run Time 1:57 PM
Run Date 12/02/2024

11/5/2024
Page 100

PROPOSITION 35

Precinct	Yes	No	Cast Votes	Undervotes	Overvotes	Unqualified write-ins	Vote Center Ballots Cast	Vote by Mail Ballots Cast	Total Ballots Cast	Registered Voters	Turnout Percentage
----------	-----	----	------------	------------	-----------	-----------------------	--------------------------	---------------------------	--------------------	-------------------	--------------------

3A-10	1,577	252	1,829	146	0	0	411	1,564	1,975	2,548	77.51%
3A-13	1,771	295	2,066	174	0	0	698	1,542	2,240	2,507	89.35%
3A-J1	434	142	576	52	1	0	61	568	629	723	87.00%
3A-P2	1,171	270	1,441	98	0	0	319	1,220	1,539	2,050	75.07%
3A-P5	196	45	241	17	0	0	37	221	258	350	73.71%
3AS-1	97	37	134	12	0	0	10	136	146	177	82.49%
3AS-7	0	0	0	0	0	0	0	0	0	0	0.00%
3AS-9	59	21	80	5	1	0	5	81	86	103	83.50%
3AS12	19	5	24	2	0	0	1	25	26	29	89.66%
3B--1	485	165	650	47	0	0	76	621	697	833	83.67%
3BLF	0	0	0	0	0	0	0	0	0	0	0.00%
3E-4J	0	0	0	0	0	0	0	0	0	0	0.00%
3ES-6	17	12	29	0	0	0	1	28	29	39	74.36%
3ES-7	128	44	172	11	0	0	15	168	183	228	80.26%
3ES11	2	2	4	0	0	0	0	4	4	4	100.00%
3ES12	6	0	6	0	0	0	0	6	6	0	0.00%
3ESS6	183	90	273	15	0	0	39	249	288	330	87.27%
3FW	275	133	408	20	0	0	43	385	428	503	85.09%
3FWF	400	147	547	43	0	0	91	499	590	775	76.13%
3FWS	538	222	760	44	3	0	106	701	807	992	81.35%
3GF	45	28	73	3	0	0	10	66	76	97	78.35%

Final Canvass Report

November 5 General Election

Run Time 1:57 PM

Run Date 12/02/2024

Humboldt County

November 5, 2024 General Election

11/5/2024

Page 101

Official Results

Registered Voters

65232 of 84741 = 76.98%

PROPOSITION 35

Precinct	Yes	No	Cast Votes	Undervotes	Overvotes	Unqualified write-ins	Vote Center Ballots Cast	Vote by Mail Ballots Cast	Total Ballots Cast	Registered Voters	Turnout Percentage
3JC	79	29	108	8	0	0	18	98	116	133	87.22%
3JCF	720	256	976	55	0	0	137	894	1,031	1,235	83.48%
3MA-1	7	3	10	1	0	0	5	6	11	18	61.11%
3MA-2	251	76	327	28	0	0	69	286	355	525	67.62%
3PA-1	249	137	386	26	0	0	45	367	412	521	79.08%
3PA-4	175	73	248	10	0	0	34	224	258	317	81.39%
3PA-5	0	0	0	0	0	0	0	0	0	0	0.00%
3PAE	0	0	0	0	0	0	0	0	0	0	0.00%
4E-11	1,306	295	1,601	107	2	0	467	1,243	1,710	2,505	68.26%
4E-20	1,236	404	1,640	92	0	0	339	1,393	1,732	2,597	66.69%
4E-31	637	177	814	51	0	0	110	755	865	1,107	78.14%
4E-33	267	70	337	16	0	0	45	308	353	442	79.86%
4E-40	846	246	1,092	65	0	0	205	952	1,157	1,481	78.12%
4E-44	627	200	827	55	0	0	136	746	882	1,098	80.33%
4E-49	132	39	171	22	0	0	23	170	193	239	80.75%
4E-4FW	3	0	3	2	0	0	0	5	5	5	100.00%
4E-51	1,360	313	1,673	100	0	0	394	1,379	1,773	2,410	73.57%
4E-52	278	54	332	17	1	0	103	247	350	487	71.87%
4E-57	41	16	57	2	0	0	9	50	59	81	72.84%
4ES-4	1,493	598	2,091	158	3	0	404	1,848	2,252	2,873	78.38%
4FW	0	0	0	0	0	0	0	0	0	0	0.00%

November 5 General Election

November 5, 2024 General Election

Run Time 1:57 PM

11/5/2024

Run Date 12/02/2024

Page 102

PROPOSITION 35

Precinct	Yes	No	Cast Votes	Undervotes	Overvotes	Unqualified write-ins	Vote Center Ballots Cast	Vote by Mail Ballots Cast	Total Ballots Cast	Registered Voters	Turnout Percentage
----------	-----	----	------------	------------	-----------	-----------------------	--------------------------	---------------------------	--------------------	-------------------	--------------------

4PE	147	33	180	14	0	0	44	150	194	247	78.54%
4PEF	0	0	0	0	0	0	0	0	0	1	0.00%
5AS-4	1	0	1	1	0	0	0	2	2	2	100.00%
5AS-5	74	20	94	10	0	0	4	100	104	140	74.29%
5AS-5A	13	8	21	0	0	0	5	16	21	22	95.45%
5BL	26	7	33	2	0	0	1	34	35	34	102.94%
5BLF	305	131	436	35	0	0	40	431	471	611	77.09%
5BLS	85	28	113	5	0	0	10	108	118	145	81.38%
5BM	9	9	18	0	0	0	3	15	18	30	60.00%
5BU	273	106	379	40	1	0	45	375	420	516	81.40%
5FB	360	155	515	27	1	0	76	467	543	666	81.53%
5KT-1	493	168	661	30	0	0	207	484	691	1,123	61.53%
5KT-4	133	44	177	10	0	0	99	88	187	379	49.34%
5KT-7	121	33	154	8	0	0	47	115	162	292	55.48%
5KTF1	486	211	697	58	0	0	82	673	755	1,028	73.44%
5MC	14	6	20	1	0	0	2	19	21	34	61.76%
5MK-1	2,793	1,125	3,918	236	1	0	771	3,384	4,155	5,196	79.97%
5MK-5	2,545	974	3,519	221	3	0	724	3,019	3,743	4,786	78.21%
5MK-8	475	193	668	52	1	0	135	586	721	913	78.97%
5MK-9A	0	2	2	0	0	0	0	2	2	3	66.67%
5PA-3	67	21	88	6	0	0	7	87	94	112	83.93%

Final Canvass Report

November 5 General Election

Run Time 1:57 PM

Run Date 12/02/2024

Humboldt County

November 5, 2024 General Election

11/5/2024

Page 103

Official Results

Registered Voters

65232 of 84741 = 76.98%

PROPOSITION 35

Precinct	Yes	No	Cast Votes	Undervotes	Overvotes	Unqualified write-ins	Vote Center Ballots Cast	Vote by Mail Ballots Cast	Total Ballots Cast	Registered Voters	Turnout Percentage
5T--1	160	49	209	22	0	0	21	210	231	250	92.40%
5TU-1	760	207	967	45	0	0	117	895	1,012	1,280	79.06%
Totals	44,332	16,887	61,219	3,984	29	0	11,945	53,287	65,232	84,741	76.98%

November 5 General Election

November 5, 2024 General Election

Run Time 1:57 PM

11/5/2024

Run Date 12/02/2024

Page 104

PROPOSITION 36

Precinct	Yes	No	Cast Votes	Undervotes	Overvotes	Unqualified write-ins	Vote Center Ballots Cast	Vote by Mail Ballots Cast	Total Ballots Cast	Registered Voters	Turnout Percentage
----------	-----	----	------------	------------	-----------	-----------------------	--------------------------	---------------------------	--------------------	-------------------	--------------------

1CS-1	1,748	988	2,736	142	3	0	356	2,525	2,881	3,681	78.27%
1E-26	200	133	333	22	0	0	47	308	355	505	70.30%
1E-30	736	513	1,249	85	1	0	170	1,165	1,335	1,623	82.26%
1E-35	173	152	325	17	0	0	51	291	342	379	90.24%
1E-47	442	334	776	50	1	0	122	705	827	985	83.96%
1ES-1	564	405	969	51	1	0	172	849	1,021	1,394	73.24%
1F--1	584	277	861	55	1	0	208	709	917	1,059	86.59%
1F--7	21	11	32	4	0	0	4	32	36	37	97.30%
1FB-1	149	75	224	23	0	0	24	223	247	281	87.90%
1FS	587	178	765	34	0	0	224	575	799	956	83.58%
1FS-1	257	110	367	12	1	0	68	312	380	502	75.70%
1FS-10	0	0	0	0	0	0	0	0	0	0	0.00%
1LU	416	192	608	29	0	0	117	520	637	883	72.14%
1MU	123	137	260	21	0	0	16	265	281	354	79.38%
1RD	36	15	51	1	0	0	12	40	52	70	74.29%
1RV-3	0	0	0	0	0	0	0	0	0	0	0.00%
1SB-1	6	5	11	0	0	0	1	10	11	12	91.67%
1SB-10	1,097	589	1,686	91	2	0	337	1,442	1,779	2,366	75.19%
1SB-11	25	2	27	1	0	0	2	26	28	36	77.78%
1SB-13	58	22	80	3	0	0	18	65	83	89	93.26%
1SB-2	746	347	1,093	70	0	0	205	958	1,163	1,598	72.78%

Final Canvass Report

November 5 General Election

Run Time 1:57 PM

Run Date 12/02/2024

Humboldt County

November 5, 2024 General Election

11/5/2024

Page 105

Official Results

Registered Voters

65232 of 84741 = 76.98%

PROPOSITION 36

Precinct	Yes	No	Cast Votes	Undervotes	Overvotes	Unqualified write-ins	Vote Center Ballots Cast	Vote by Mail Ballots Cast	Total Ballots Cast	Registered Voters	Turnout Percentage
1SB-5	0	0	0	0	0	0	0	0	0	0	0.00%
1SB-7	153	87	240	13	0	0	19	234	253	316	80.06%
1SB18	0	0	0	0	0	0	0	0	0	0	0.00%
1SCD	280	124	404	18	0	0	105	317	422	551	76.59%
2BV-1	127	109	236	14	0	0	54	196	250	352	71.02%
2CU	294	119	413	26	0	0	86	353	439	541	81.15%
2F--2	1,723	812	2,535	150	0	0	563	2,122	2,685	3,628	74.01%
2F-R1	1,940	697	2,637	123	1	0	505	2,256	2,761	3,701	74.60%
2HV-1	708	229	937	38	1	0	147	829	976	1,217	80.20%
2MR	26	10	36	0	0	0	7	29	36	59	61.02%
2R--1	905	374	1,279	70	0	0	400	949	1,349	1,919	70.30%
2SH-1	377	311	688	52	0	0	59	681	740	987	74.97%
2SH-2	126	67	193	10	0	0	16	187	203	276	73.55%
2SH-4	115	121	236	25	0	0	47	214	261	349	74.79%
2SH-5	281	202	483	40	0	0	87	436	523	720	72.64%
2SH-6N	197	99	296	26	0	0	44	278	322	463	69.55%
2SHF7	216	199	415	28	1	0	100	344	444	622	71.38%
2SHF9	321	311	632	42	1	0	115	560	675	910	74.18%
2SHS4C	144	148	292	25	0	0	77	240	317	450	70.44%
2SHS4E	0	0	0	0	0	0	0	0	0	0	0.00%
3A--1	673	1,322	1,995	184	2	0	454	1,727	2,181	2,698	80.84%

November 5 General Election

November 5, 2024 General Election

Registered Voters
65232 of 84741 = 76.98%

Run Time 1:57 PM

11/5/2024

Run Date 12/02/2024

Page 106

PROPOSITION 36

Precinct	Yes	No	Cast Votes	Undervotes	Overvotes	Unqualified write-ins	Vote Center Ballots Cast	Vote by Mail Ballots Cast	Total Ballots Cast	Registered Voters	Turnout Percentage
----------	-----	----	------------	------------	-----------	-----------------------	--------------------------	---------------------------	--------------------	-------------------	--------------------

3A-10	570	1,259	1,829	146	0	0	411	1,564	1,975	2,548	77.51%
3A-13	703	1,351	2,054	186	0	0	698	1,542	2,240	2,507	89.35%
3A-J1	214	375	589	40	0	0	61	568	629	723	87.00%
3A-P2	650	788	1,438	100	1	0	319	1,220	1,539	2,050	75.07%
3A-P5	137	103	240	18	0	0	37	221	258	350	73.71%
3AS-1	68	64	132	14	0	0	10	136	146	177	82.49%
3AS-7	0	0	0	0	0	0	0	0	0	0	0.00%
3AS-9	38	42	80	6	0	0	5	81	86	103	83.50%
3AS12	10	11	21	5	0	0	1	25	26	29	89.66%
3B--1	311	341	652	45	0	0	76	621	697	833	83.67%
3BLF	0	0	0	0	0	0	0	0	0	0	0.00%
3E-4J	0	0	0	0	0	0	0	0	0	0	0.00%
3ES-6	15	13	28	1	0	0	1	28	29	39	74.36%
3ES-7	117	57	174	9	0	0	15	168	183	228	80.26%
3ES11	1	3	4	0	0	0	0	4	4	4	100.00%
3ES12	2	4	6	0	0	0	0	6	6	0	0.00%
3ESS6	179	93	272	16	0	0	39	249	288	330	87.27%
3FW	240	162	402	26	0	0	43	385	428	503	85.09%
3FWF	301	240	541	48	1	0	91	499	590	775	76.13%
3FWS	424	322	746	61	0	0	106	701	807	992	81.35%
3GF	44	26	70	5	1	0	10	66	76	97	78.35%

Final Canvass Report

November 5 General Election

Run Time 1:57 PM

Run Date 12/02/2024

Humboldt County

November 5, 2024 General Election

11/5/2024

Page 107

Official Results

Registered Voters

65232 of 84741 = 76.98%

PROPOSITION 36

Precinct	Yes	No	Cast Votes	Undervotes	Overvotes	Unqualified write-ins	Vote Center Ballots Cast	Vote by Mail Ballots Cast	Total Ballots Cast	Registered Voters	Turnout Percentage
3JC	47	59	106	10	0	0	18	98	116	133	87.22%
3JCF	490	479	969	62	0	0	137	894	1,031	1,235	83.48%
3MA-1	7	3	10	1	0	0	5	6	11	18	61.11%
3MA-2	144	181	325	30	0	0	69	286	355	525	67.62%
3PA-1	204	177	381	30	1	0	45	367	412	521	79.08%
3PA-4	135	109	244	14	0	0	34	224	258	317	81.39%
3PA-5	0	0	0	0	0	0	0	0	0	0	0.00%
3PAE	0	0	0	0	0	0	0	0	0	0	0.00%
4E-11	785	831	1,616	91	3	0	467	1,243	1,710	2,505	68.26%
4E-20	907	730	1,637	92	3	0	339	1,393	1,732	2,597	66.69%
4E-31	450	366	816	49	0	0	110	755	865	1,107	78.14%
4E-33	192	142	334	19	0	0	45	308	353	442	79.86%
4E-40	584	504	1,088	69	0	0	205	952	1,157	1,481	78.12%
4E-44	465	363	828	54	0	0	136	746	882	1,098	80.33%
4E-49	95	78	173	20	0	0	23	170	193	239	80.75%
4E-4FW	2	1	3	2	0	0	0	5	5	5	100.00%
4E-51	773	903	1,676	97	0	0	394	1,379	1,773	2,410	73.57%
4E-52	140	184	324	26	0	0	103	247	350	487	71.87%
4E-57	24	31	55	4	0	0	9	50	59	81	72.84%
4ES-4	1,200	915	2,115	136	1	0	404	1,848	2,252	2,873	78.38%
4FW	0	0	0	0	0	0	0	0	0	0	0.00%

November 5 General Election

November 5, 2024 General Election

Registered Voters
65232 of 84741 = 76.98%

Run Time 1:57 PM
Run Date 12/02/2024

11/5/2024
Page 108

PROPOSITION 36

Precinct	Yes	No	Cast Votes	Undervotes	Overvotes	Unqualified write-ins	Vote Center Ballots Cast	Vote by Mail Ballots Cast	Total Ballots Cast	Registered Voters	Turnout Percentage
4PE	101	80	181	13	0	0	44	150	194	247	78.54%
4PEF	0	0	0	0	0	0	0	0	0	1	0.00%
5AS-4	1	0	1	1	0	0	0	2	2	2	100.00%
5AS-5	61	32	93	11	0	0	4	100	104	140	74.29%
5AS-5A	16	5	21	0	0	0	5	16	21	22	95.45%
5BL	16	15	31	4	0	0	1	34	35	34	102.94%
5BLF	274	164	438	33	0	0	40	431	471	611	77.09%
5BLS	60	53	113	5	0	0	10	108	118	145	81.38%
5BM	13	5	18	0	0	0	3	15	18	30	60.00%
5BU	224	147	371	48	1	0	45	375	420	516	81.40%
5FB	288	224	512	30	1	0	76	467	543	666	81.53%
5KT-1	390	260	650	41	0	0	207	484	691	1,123	61.53%
5KT-4	120	58	178	9	0	0	99	88	187	379	49.34%
5KT-7	83	68	151	11	0	0	47	115	162	292	55.48%
5KTF1	442	257	699	55	1	0	82	673	755	1,028	73.44%
5MC	14	6	20	1	0	0	2	19	21	34	61.76%
5MK-1	2,205	1,678	3,883	268	4	0	771	3,384	4,155	5,196	79.97%
5MK-5	2,015	1,505	3,520	221	2	0	724	3,019	3,743	4,786	78.21%
5MK-8	385	279	664	57	0	0	135	586	721	913	78.97%
5MK-9A	2	0	2	0	0	0	0	2	2	3	66.67%
5PA-3	50	38	88	6	0	0	7	87	94	112	83.93%

Final Canvass Report

November 5 General Election

Run Time 1:57 PM

Run Date 12/02/2024

Humboldt County

November 5, 2024 General Election

11/5/2024

Page 109

Official Results

Registered Voters

65232 of 84741 = 76.98%

PROPOSITION 36

Precinct	Yes	No	Cast Votes	Undervotes	Overvotes	Unqualified write-ins	Vote Center Ballots Cast	Vote by Mail Ballots Cast	Total Ballots Cast	Registered Voters	Turnout Percentage
5T--1	110	99	209	22	0	0	21	210	231	250	92.40%
5TU-1	459	491	950	62	0	0	117	895	1,012	1,280	79.06%
Totals	34,571	26,600	61,171	4,025	36	0	11,945	53,287	65,232	84,741	76.98%

Final Canvass Report

November 5 General Election

Run Time 1:57 PM

Run Date 12/02/2024

Humboldt County

November 5, 2024 General Election

11/5/2024

Page 110

Official Results

Registered Voters

65232 of 84741 = 76.98%

Measure G Arcata School District Parcel Tax Renewal

Precinct	Yes	No	Cast Votes	Undervotes	Overvotes	Unqualified write-ins	Vote Center Ballots Cast	Vote by Mail Ballots Cast	Total Ballots Cast	Registered Voters	Turnout Percentage
3A--1	1,670	342	2,012	169	0	0	454	1,727	2,181	2,698	80.84%
3A-10	1,539	288	1,827	148	0	0	411	1,564	1,975	2,548	77.51%
3A-13	1,736	309	2,045	195	0	0	698	1,542	2,240	2,507	89.35%
3AS-1	94	47	141	5	0	0	10	136	146	177	82.49%
3AS-7	0	0	0	0	0	0	0	0	0	0	0.00%
3AS-9	56	26	82	4	0	0	5	81	86	103	83.50%
3AS12	12	10	22	4	0	0	1	25	26	29	89.66%
3MA-2	241	86	327	28	0	0	69	286	355	525	67.62%
5AS-4	2	0	2	0	0	0	0	2	2	2	100.00%
5AS-5	64	34	98	6	0	0	4	100	104	140	74.29%
5AS-5A	9	11	20	1	0	0	5	16	21	22	95.45%
Totals	5,423	1,153	6,576	560	0	0	1,657	5,479	7,136	8,751	81.54%

November 5 General Election

November 5, 2024 General Election

Registered Voters
65232 of 84741 = 76.98%

Run Time 1:57 PM

11/5/2024

Run Date 12/02/2024

Page 111

Measure I College Of The Redwoods Campus Repair And Upgrade Measure

Precinct	Bonds-Yes	Bonds-No	Cast Votes	Undervotes	Overvotes	Unqualified write-ins	Vote Center Ballots Cast	Vote by Mail Ballots Cast	Total Ballots Cast	Registered Voters	Turnout Percentage
1CS-1	1,423	1,315	2,738	143	0	0	356	2,525	2,881	3,681	78.27%
1E-26	214	123	337	18	0	0	47	308	355	505	70.30%
1E-30	753	514	1,267	68	0	0	170	1,165	1,335	1,623	82.26%
1E-35	215	103	318	23	1	0	51	291	342	379	90.24%
1E-47	491	285	776	51	0	0	122	705	827	985	83.96%
1ES-1	557	405	962	58	1	0	172	849	1,021	1,394	73.24%
1F--1	388	477	865	52	0	0	208	709	917	1,059	86.59%
1F--7	17	16	33	3	0	0	4	32	36	37	97.30%
1FB-1	117	107	224	23	0	0	24	223	247	281	87.90%
1FS	250	506	756	43	0	0	224	575	799	956	83.58%
1FS-1	161	201	362	18	0	0	68	312	380	502	75.70%
1FS-10	0	0	0	0	0	0	0	0	0	0	0.00%
1LU	341	265	606	31	0	0	117	520	637	883	72.14%
1MU	162	102	264	17	0	0	16	265	281	354	79.38%
1RD	17	33	50	2	0	0	12	40	52	70	74.29%
1RV-3	0	0	0	0	0	0	0	0	0	0	0.00%
1SB-1	2	9	11	0	0	0	1	10	11	12	91.67%
1SB-10	913	759	1,672	107	0	0	337	1,442	1,779	2,366	75.19%
1SB-11	7	20	27	1	0	0	2	26	28	36	77.78%
1SB-13	41	39	80	3	0	0	18	65	83	89	93.26%
1SB-2	580	498	1,078	82	3	0	205	958	1,163	1,598	72.78%

November 5 General Election

November 5, 2024 General Election

Registered Voters
65232 of 84741 = 76.98%

Run Time 1:57 PM

11/5/2024

Run Date 12/02/2024

Page 112

Measure I College Of The Redwoods Campus Repair And Upgrade Measure

Precinct	Bonds-Yes	Bonds-No	Cast Votes	Undervotes	Overvotes	Unqualified write-ins	Vote Center Ballots Cast	Vote by Mail Ballots Cast	Total Ballots Cast	Registered Voters	Turnout Percentage
1SB-5	0	0	0	0	0	0	0	0	0	0	0.00%
1SB-7	116	126	242	11	0	0	19	234	253	316	80.06%
1SB18	0	0	0	0	0	0	0	0	0	0	0.00%
1SCD	174	221	395	27	0	0	105	317	422	551	76.59%
2BV-1	115	125	240	10	0	0	54	196	250	352	71.02%
2CU	154	252	406	33	0	0	86	353	439	541	81.15%
2F--2	1,226	1,292	2,518	166	1	0	563	2,122	2,685	3,628	74.01%
2F-R1	1,075	1,534	2,609	150	2	0	505	2,256	2,761	3,701	74.60%
2HV-1	398	532	930	46	0	0	147	829	976	1,217	80.20%
2R--1	526	735	1,261	88	0	0	400	949	1,349	1,919	70.30%
2SH-1	373	317	690	50	0	0	59	681	740	987	74.97%
2SH-2	59	135	194	9	0	0	16	187	203	276	73.55%
2SH-4	119	122	241	20	0	0	47	214	261	349	74.79%
2SH-5	260	232	492	31	0	0	87	436	523	720	72.64%
2SH-6N	147	147	294	28	0	0	44	278	322	463	69.55%
2SHF7	235	175	410	34	0	0	100	344	444	622	71.38%
2SHF9	334	298	632	43	0	0	115	560	675	910	74.18%
2SHS4C	166	125	291	26	0	0	77	240	317	450	70.44%
2SHS4E	0	0	0	0	0	0	0	0	0	0	0.00%
3A--1	1,462	525	1,987	194	0	0	454	1,727	2,181	2,698	80.84%
3A-10	1,355	441	1,796	177	2	0	411	1,564	1,975	2,548	77.51%

November 5 General Election

November 5, 2024 General Election

Registered Voters
65232 of 84741 = 76.98%

Run Time 1:57 PM
Run Date 12/02/2024

11/5/2024
Page 113

Measure I College Of The Redwoods Campus Repair And Upgrade Measure

Precinct	Bonds-Yes	Bonds-No	Cast Votes	Undervotes	Overvotes	Unqualified write-ins	Vote Center Ballots Cast	Vote by Mail Ballots Cast	Total Ballots Cast	Registered Voters	Turnout Percentage
3A-13	1,510	502	2,012	228	0	0	698	1,542	2,240	2,507	89.35%
3A-J1	399	180	579	50	0	0	61	568	629	723	87.00%
3A-P2	965	455	1,420	119	0	0	319	1,220	1,539	2,050	75.07%
3A-P5	135	104	239	19	0	0	37	221	258	350	73.71%
3AS-1	83	50	133	13	0	0	10	136	146	177	82.49%
3AS-7	0	0	0	0	0	0	0	0	0	0	0.00%
3AS-9	52	28	80	6	0	0	5	81	86	103	83.50%
3AS12	14	7	21	5	0	0	1	25	26	29	89.66%
3B--1	438	212	650	46	1	0	76	621	697	833	83.67%
3BLF	0	0	0	0	0	0	0	0	0	0	0.00%
3E-4J	0	0	0	0	0	0	0	0	0	0	0.00%
3ES-6	15	13	28	1	0	0	1	28	29	39	74.36%
3ES-7	101	73	174	8	1	0	15	168	183	228	80.26%
3ES11	4	0	4	0	0	0	0	4	4	4	100.00%
3ES12	5	1	6	0	0	0	0	6	6	0	0.00%
3ESS6	150	122	272	16	0	0	39	249	288	330	87.27%
3FW	217	187	404	24	0	0	43	385	428	503	85.09%
3FWF	304	238	542	48	0	0	91	499	590	775	76.13%
3FWS	408	341	749	57	1	0	106	701	807	992	81.35%
3GF	30	41	71	5	0	0	10	66	76	97	78.35%
3JC	62	47	109	7	0	0	18	98	116	133	87.22%

November 5 General Election

November 5, 2024 General Election

Registered Voters
65232 of 84741 = 76.98%

Run Time 1:57 PM

11/5/2024

Run Date 12/02/2024

Page 114

Measure I College Of The Redwoods Campus Repair And Upgrade Measure

Precinct	Bonds-Yes	Bonds-No	Cast Votes	Undervotes	Overvotes	Unqualified write-ins	Vote Center Ballots Cast	Vote by Mail Ballots Cast	Total Ballots Cast	Registered Voters	Turnout Percentage
3JCF	585	386	971	60	0	0	137	894	1,031	1,235	83.48%
3MA-1	4	6	10	1	0	0	5	6	11	18	61.11%
3MA-2	210	113	323	32	0	0	69	286	355	525	67.62%
3PA-1	226	156	382	29	1	0	45	367	412	521	79.08%
3PA-4	142	104	246	12	0	0	34	224	258	317	81.39%
3PA-5	0	0	0	0	0	0	0	0	0	0	0.00%
3PAE	0	0	0	0	0	0	0	0	0	0	0.00%
4E-11	1,116	476	1,592	118	0	0	467	1,243	1,710	2,505	68.26%
4E-20	1,027	605	1,632	100	0	0	339	1,393	1,732	2,597	66.69%
4E-31	544	281	825	40	0	0	110	755	865	1,107	78.14%
4E-33	201	136	337	16	0	0	45	308	353	442	79.86%
4E-40	690	390	1,080	77	0	0	205	952	1,157	1,481	78.12%
4E-44	530	307	837	45	0	0	136	746	882	1,098	80.33%
4E-49	111	63	174	19	0	0	23	170	193	239	80.75%
4E-4FW	3	2	5	0	0	0	0	5	5	5	100.00%
4E-51	1,170	476	1,646	127	0	0	394	1,379	1,773	2,410	73.57%
4E-52	250	80	330	20	0	0	103	247	350	487	71.87%
4E-57	36	21	57	2	0	0	9	50	59	81	72.84%
4ES-4	1,227	888	2,115	137	0	0	404	1,848	2,252	2,873	78.38%
4FW	0	0	0	0	0	0	0	0	0	0	0.00%
4PE	104	71	175	19	0	0	44	150	194	247	78.54%

November 5 General Election

November 5, 2024 General Election

Registered Voters
65232 of 84741 = 76.98%

Run Time 1:57 PM
Run Date 12/02/2024

11/5/2024
Page 115

Measure I College Of The Redwoods Campus Repair And Upgrade Measure

Precinct	Bonds-Yes	Bonds-No	Cast Votes	Undervotes	Overvotes	Unqualified write-ins	Vote Center Ballots Cast	Vote by Mail Ballots Cast	Total Ballots Cast	Registered Voters	Turnout Percentage
4PEF	0	0	0	0	0	0	0	0	0	1	0.00%
5AS-4	1	1	2	0	0	0	0	2	2	2	100.00%
5AS-5	51	44	95	9	0	0	4	100	104	140	74.29%
5AS-5A	12	9	21	0	0	0	5	16	21	22	95.45%
5BL	22	9	31	4	0	0	1	34	35	34	102.94%
5BLF	235	192	427	44	0	0	40	431	471	611	77.09%
5BLS	68	45	113	5	0	0	10	108	118	145	81.38%
5BM	7	10	17	1	0	0	3	15	18	30	60.00%
5BU	238	138	376	44	0	0	45	375	420	516	81.40%
5FB	277	234	511	32	0	0	76	467	543	666	81.53%
5KT-1	435	215	650	41	0	0	207	484	691	1,123	61.53%
5KT-4	135	42	177	10	0	0	99	88	187	379	49.34%
5KT-7	99	51	150	12	0	0	47	115	162	292	55.48%
5KTF1	360	341	701	54	0	0	82	673	755	1,028	73.44%
5MC	7	13	20	1	0	0	2	19	21	34	61.76%
5MK-1	2,238	1,631	3,869	285	1	0	771	3,384	4,155	5,196	79.97%
5MK-5	1,937	1,549	3,486	257	0	0	724	3,019	3,743	4,786	78.21%
5MK-8	362	306	668	53	0	0	135	586	721	913	78.97%
5MK-9A	0	2	2	0	0	0	0	2	2	3	66.67%
5PA-3	60	33	93	1	0	0	7	87	94	112	83.93%
5T--1	143	67	210	21	0	0	21	210	231	250	92.40%

Final Canvass Report

November 5 General Election

Run Time 1:57 PM

Run Date 12/02/2024

Humboldt County

November 5, 2024 General Election

11/5/2024

Page 116

Official Results

Registered Voters

65232 of 84741 = 76.98%

Measure I College Of The Redwoods Campus Repair And Upgrade Measure

Precinct	Bonds-Yes	Bonds-No	Cast Votes	Undervotes	Overvotes	Unqualified write-ins	Vote Center Ballots Cast	Vote by Mail Ballots Cast	Total Ballots Cast	Registered Voters	Turnout Percentage
5TU-1	603	350	953	58	1	0	117	895	1,012	1,280	79.06%
Totals	35,301	25,555	60,856	4,324	16	0	11,938	53,258	65,196	84,682	76.99%

Final Canvass Report

November 5 General Election

Run Time 1:57 PM

Run Date 12/02/2024

Humboldt County

November 5, 2024 General Election

11/5/2024

Page 117

Official Results

Registered Voters

65232 of 84741 = 76.98%

Measure J Ferndale Unified School District Bond Measure

Precinct	Bonds-Yes	Bonds-No	Cast Votes	Undervotes	Overvotes	Unqualified write-ins	Vote Center Ballots Cast	Vote by Mail Ballots Cast	Total Ballots Cast	Registered Voters	Turnout Percentage
1F--1	491	392	883	34	0	0	208	709	917	1,059	86.59%
1FS	407	362	769	30	0	0	224	575	799	956	83.58%
1FS-10	0	0	0	0	0	0	0	0	0	0	0.00%
Totals	898	754	1,652	64	0	0	432	1,284	1,716	2,015	85.16%

Measure K Cutten School District Improvement Measure

Precinct	Bonds-Yes	Bonds-No	Cast Votes	Undervotes	Overvotes	Unqualified write-ins	Vote Center Ballots Cast	Vote by Mail Ballots Cast	Total Ballots Cast	Registered Voters	Turnout Percentage
1CS-1	1,548	1,181	2,729	151	1	0	356	2,525	2,881	3,681	78.27%
Totals	1,548	1,181	2,729	151	1	0	356	2,525	2,881	3,681	78.27%

Measure N McKinleyville Union School District Bond Measure

Precinct	Bonds-Yes	Bonds-No	Cast Votes	Undervotes	Overvotes	Unqualified write-ins	Vote Center Ballots Cast	Vote by Mail Ballots Cast	Total Ballots Cast	Registered Voters	Turnout Percentage
5MK-1	2,360	1,535	3,895	259	1	0	771	3,384	4,155	5,196	79.97%
5MK-5	2,168	1,348	3,516	226	1	0	724	3,019	3,743	4,786	78.21%
5MK-8	390	272	662	58	1	0	135	586	721	913	78.97%
5MK-9A	0	2	2	0	0	0	0	2	2	3	66.67%
Totals	4,918	3,157	8,075	543	3	0	1,630	6,991	8,621	10,898	79.11%

Measure O Humboldt County Roads, 911 Emergency Response Measure

Precinct	Yes	No	Cast Votes	Undervotes	Overvotes	Unqualified write-ins	Vote Center Ballots Cast	Vote by Mail Ballots Cast	Total Ballots Cast	Registered Voters	Turnout Percentage
1CS-1	1,627	1,147	2,774	106	1	0	356	2,525	2,881	3,681	78.27%
1E-26	205	138	343	12	0	0	47	308	355	505	70.30%
1E-30	785	488	1,273	62	0	0	170	1,165	1,335	1,623	82.26%
1E-35	218	104	322	19	1	0	51	291	342	379	90.24%
1E-47	506	277	783	44	0	0	122	705	827	985	83.96%
1ES-1	613	363	976	45	0	0	172	849	1,021	1,394	73.24%
1F--1	523	349	872	44	1	0	208	709	917	1,059	86.59%
1F--7	14	19	33	3	0	0	4	32	36	37	97.30%
1FB-1	143	84	227	20	0	0	24	223	247	281	87.90%
1FS	415	351	766	33	0	0	224	575	799	956	83.58%
1FS-1	166	204	370	10	0	0	68	312	380	502	75.70%
1FS-10	0	0	0	0	0	0	0	0	0	0	0.00%
1LU	371	241	612	24	1	0	117	520	637	883	72.14%
1MU	193	78	271	10	0	0	16	265	281	354	79.38%
1RD	29	23	52	0	0	0	12	40	52	70	74.29%
1RV-3	0	0	0	0	0	0	0	0	0	0	0.00%
1SB-1	7	4	11	0	0	0	1	10	11	12	91.67%
1SB-10	1,030	677	1,707	72	0	0	337	1,442	1,779	2,366	75.19%
1SB-11	8	19	27	1	0	0	2	26	28	36	77.78%
1SB-13	54	25	79	4	0	0	18	65	83	89	93.26%
1SB-2	634	468	1,102	61	0	0	205	958	1,163	1,598	72.78%

Measure O Humboldt County Roads, 911 Emergency Response Measure

Precinct	Yes	No	Cast Votes	Undervotes	Overvotes	Unqualified write-ins	Vote Center Ballots Cast	Vote by Mail Ballots Cast	Total Ballots Cast	Registered Voters	Turnout Percentage
1SB-5	0	0	0	0	0	0	0	0	0	0	0.00%
1SB-7	128	117	245	8	0	0	19	234	253	316	80.06%
1SB18	0	0	0	0	0	0	0	0	0	0	0.00%
1SCD	216	189	405	17	0	0	105	317	422	551	76.59%
2BV-1	136	103	239	10	1	0	54	196	250	352	71.02%
2CU	183	227	410	28	1	0	86	353	439	541	81.15%
2F--2	1,379	1,152	2,531	154	0	0	563	2,122	2,685	3,628	74.01%
2F-R1	1,253	1,370	2,623	137	1	0	505	2,256	2,761	3,701	74.60%
2HV-1	435	508	943	33	0	0	147	829	976	1,217	80.20%
2MR	21	15	36	0	0	0	7	29	36	59	61.02%
2R--1	659	626	1,285	64	0	0	400	949	1,349	1,919	70.30%
2SH-1	462	249	711	29	0	0	59	681	740	987	74.97%
2SH-2	101	97	198	5	0	0	16	187	203	276	73.55%
2SH-4	141	104	245	16	0	0	47	214	261	349	74.79%
2SH-5	314	185	499	22	2	0	87	436	523	720	72.64%
2SH-6N	174	129	303	19	0	0	44	278	322	463	69.55%
2SHF7	278	144	422	22	0	0	100	344	444	622	71.38%
2SHF9	401	244	645	29	1	0	115	560	675	910	74.18%
2SHS4C	198	96	294	23	0	0	77	240	317	450	70.44%
2SHS4E	0	0	0	0	0	0	0	0	0	0	0.00%
3A--1	1,559	475	2,034	144	3	0	454	1,727	2,181	2,698	80.84%

Measure O Humboldt County Roads, 911 Emergency Response Measure

Precinct	Yes	No	Cast Votes	Undervotes	Overvotes	Unqualified write-ins	Vote Center Ballots Cast	Vote by Mail Ballots Cast	Total Ballots Cast	Registered Voters	Turnout Percentage
3A-10	1,389	446	1,835	140	0	0	411	1,564	1,975	2,548	77.51%
3A-13	1,626	446	2,072	167	1	0	698	1,542	2,240	2,507	89.35%
3A-J1	403	185	588	41	0	0	61	568	629	723	87.00%
3A-P2	1,057	384	1,441	97	1	0	319	1,220	1,539	2,050	75.07%
3A-P5	166	77	243	15	0	0	37	221	258	350	73.71%
3AS-1	88	50	138	8	0	0	10	136	146	177	82.49%
3AS-7	0	0	0	0	0	0	0	0	0	0	0.00%
3AS-9	52	29	81	5	0	0	5	81	86	103	83.50%
3AS12	13	10	23	3	0	0	1	25	26	29	89.66%
3B--1	426	235	661	36	0	0	76	621	697	833	83.67%
3BLF	0	0	0	0	0	0	0	0	0	0	0.00%
3E-4J	0	0	0	0	0	0	0	0	0	0	0.00%
3ES-6	20	8	28	1	0	0	1	28	29	39	74.36%
3ES-7	104	70	174	9	0	0	15	168	183	228	80.26%
3ES11	4	0	4	0	0	0	0	4	4	4	100.00%
3ES12	6	0	6	0	0	0	0	6	6	0	0.00%
3ESS6	174	104	278	10	0	0	39	249	288	330	87.27%
3FW	232	176	408	20	0	0	43	385	428	503	85.09%
3FWF	354	202	556	33	1	0	91	499	590	775	76.13%
3FWS	485	287	772	35	0	0	106	701	807	992	81.35%
3GF	42	30	72	4	0	0	10	66	76	97	78.35%

Measure O Humboldt County Roads, 911 Emergency Response Measure

Precinct	Yes	No	Cast Votes	Undervotes	Overvotes	Unqualified write-ins	Vote Center Ballots Cast	Vote by Mail Ballots Cast	Total Ballots Cast	Registered Voters	Turnout Percentage
3JC	70	43	113	3	0	0	18	98	116	133	87.22%
3JCF	643	333	976	55	0	0	137	894	1,031	1,235	83.48%
3MA-1	6	4	10	1	0	0	5	6	11	18	61.11%
3MA-2	229	97	326	29	0	0	69	286	355	525	67.62%
3PA-1	242	146	388	24	0	0	45	367	412	521	79.08%
3PA-4	162	88	250	8	0	0	34	224	258	317	81.39%
3PA-5	0	0	0	0	0	0	0	0	0	0	0.00%
3PAE	0	0	0	0	0	0	0	0	0	0	0.00%
4E-11	1,163	446	1,609	101	0	0	467	1,243	1,710	2,505	68.26%
4E-20	1,053	608	1,661	71	0	0	339	1,393	1,732	2,597	66.69%
4E-31	528	305	833	32	0	0	110	755	865	1,107	78.14%
4E-33	210	129	339	14	0	0	45	308	353	442	79.86%
4E-40	748	353	1,101	56	0	0	205	952	1,157	1,481	78.12%
4E-44	530	304	834	48	0	0	136	746	882	1,098	80.33%
4E-49	115	62	177	16	0	0	23	170	193	239	80.75%
4E-4FW	1	4	5	0	0	0	0	5	5	5	100.00%
4E-51	1,147	521	1,668	105	0	0	394	1,379	1,773	2,410	73.57%
4E-52	249	81	330	20	0	0	103	247	350	487	71.87%
4E-57	37	21	58	1	0	0	9	50	59	81	72.84%
4ES-4	1,381	767	2,148	102	2	0	404	1,848	2,252	2,873	78.38%
4FW	0	0	0	0	0	0	0	0	0	0	0.00%

Measure O Humboldt County Roads, 911 Emergency Response Measure

Precinct	Yes	No	Cast Votes	Undervotes	Overvotes	Unqualified write-ins	Vote Center Ballots Cast	Vote by Mail Ballots Cast	Total Ballots Cast	Registered Voters	Turnout Percentage
4PE	127	57	184	10	0	0	44	150	194	247	78.54%
4PEF	0	0	0	0	0	0	0	0	0	1	0.00%
5AS-4	2	0	2	0	0	0	0	2	2	2	100.00%
5AS-5	59	40	99	5	0	0	4	100	104	140	74.29%
5AS-5A	8	13	21	0	0	0	5	16	21	22	95.45%
5BL	24	8	32	3	0	0	1	34	35	34	102.94%
5BLF	244	195	439	32	0	0	40	431	471	611	77.09%
5BLS	66	49	115	3	0	0	10	108	118	145	81.38%
5BM	8	10	18	0	0	0	3	15	18	30	60.00%
5BU	255	135	390	30	0	0	45	375	420	516	81.40%
5FB	326	200	526	17	0	0	76	467	543	666	81.53%
5KT-1	481	175	656	35	0	0	207	484	691	1,123	61.53%
5KT-4	139	40	179	8	0	0	99	88	187	379	49.34%
5KT-7	118	33	151	11	0	0	47	115	162	292	55.48%
5KTF1	466	250	716	39	0	0	82	673	755	1,028	73.44%
5MC	13	8	21	0	0	0	2	19	21	34	61.76%
5MK-1	2,546	1,374	3,920	233	2	0	771	3,384	4,155	5,196	79.97%
5MK-5	2,301	1,240	3,541	202	0	0	724	3,019	3,743	4,786	78.21%
5MK-8	420	255	675	46	0	0	135	586	721	913	78.97%
5MK-9A	0	2	2	0	0	0	0	2	2	3	66.67%
5PA-3	61	32	93	1	0	0	7	87	94	112	83.93%

Final Canvass Report

November 5 General Election

Run Time 1:57 PM

Run Date 12/02/2024

Humboldt County

November 5, 2024 General Election

11/5/2024

Page 125

Official Results

Registered Voters

65232 of 84741 = 76.98%

Measure O Humboldt County Roads, 911 Emergency Response Measure

Precinct	Yes	No	Cast Votes	Undervotes	Overvotes	Unqualified write-ins	Vote Center Ballots Cast	Vote by Mail Ballots Cast	Total Ballots Cast	Registered Voters	Turnout Percentage
5T--1	152	63	215	16	0	0	21	210	231	250	92.40%
5TU-1	661	310	971	41	0	0	117	895	1,012	1,280	79.06%
Totals	39,211	22,629	61,840	3,372	20	0	11,945	53,287	65,232	84,741	76.98%

November 5 General Election

November 5, 2024 General Election

Run Time 1:57 PM

11/5/2024

Run Date 12/02/2024

Page 126

Measure F Initiative To Amend The Eureka General Plan

Precinct	Yes	No	Cast Votes	Undervotes	Overvotes	Unqualified write-ins	Vote Center Ballots Cast	Vote by Mail Ballots Cast	Total Ballots Cast	Registered Voters	Turnout Percentage
1E-26	108	233	341	14	0	0	47	308	355	505	70.30%
1E-30	459	828	1,287	47	1	0	170	1,165	1,335	1,623	82.26%
1E-35	125	206	331	11	0	0	51	291	342	379	90.24%
1E-47	270	521	791	36	0	0	122	705	827	985	83.96%
3E-4J	0	0	0	0	0	0	0	0	0	0	0.00%
4E-11	486	1,117	1,603	105	2	0	467	1,243	1,710	2,505	68.26%
4E-20	458	1,199	1,657	73	2	0	339	1,393	1,732	2,597	66.69%
4E-31	245	590	835	30	0	0	110	755	865	1,107	78.14%
4E-33	103	246	349	4	0	0	45	308	353	442	79.86%
4E-40	342	763	1,105	52	0	0	205	952	1,157	1,481	78.12%
4E-44	271	573	844	37	1	0	136	746	882	1,098	80.33%
4E-49	54	123	177	16	0	0	23	170	193	239	80.75%
4E-4FW	2	3	5	0	0	0	0	5	5	5	100.00%
4E-51	447	1,240	1,687	85	1	0	394	1,379	1,773	2,410	73.57%
4E-52	108	225	333	17	0	0	103	247	350	487	71.87%
4E-57	12	46	58	1	0	0	9	50	59	81	72.84%
Totals	3,490	7,913	11,403	528	7	0	2,221	9,717	11,938	15,944	74.87%

Final Canvass Report

November 5 General Election

Run Time 1:57 PM

Run Date 12/02/2024

Humboldt County

November 5, 2024 General Election

11/5/2024

Page 127

Official Results

Registered Voters

65232 of 84741 = 76.98%

Measure H City Of Arcata Sales Tax Measure

Precinct	Yes	No	Cast Votes	Undervotes	Overvotes	Unqualified write-ins	Vote Center Ballots Cast	Vote by Mail Ballots Cast	Total Ballots Cast	Registered Voters	Turnout Percentage
3A--1	1,347	648	1,995	186	0	0	454	1,727	2,181	2,698	80.84%
3A-10	1,231	572	1,803	171	1	0	411	1,564	1,975	2,548	77.51%
3A-13	1,392	628	2,020	219	1	0	698	1,542	2,240	2,507	89.35%
3A-J1	344	244	588	40	1	0	61	568	629	723	87.00%
3A-P2	844	600	1,444	95	0	0	319	1,220	1,539	2,050	75.07%
3A-P5	119	126	245	13	0	0	37	221	258	350	73.71%
Totals	5,277	2,818	8,095	724	3	0	1,980	6,842	8,822	10,876	81.11%

Final Canvass Report

November 5 General Election

Run Time 1:57 PM

Run Date 12/02/2024

Humboldt County

November 5, 2024 General Election

11/5/2024

Page 128

Official Results

Registered Voters

65232 of 84741 = 76.98%

Measure L City Of Trinidad Sales Tax Continuation Measure

Precinct	Yes	No	Cast Votes	Undervotes	Overvotes	Unqualified write-ins	Vote Center Ballots Cast	Vote by Mail Ballots Cast	Total Ballots Cast	Registered Voters	Turnout Percentage
5T--1	145	70	215	16	0	0	21	210	231	250	92.40%
Totals	145	70	215	16	0	0	21	210	231	250	92.40%

Final Canvass Report

November 5 General Election

Run Time 1:57 PM

Run Date 12/02/2024

Humboldt County

November 5, 2024 General Election

11/5/2024

Page 129

Official Results

Registered Voters

65232 of 84741 = 76.98%

Measure P Fortuna Essential Services Supplemental Funding Measure

Precinct	Yes	No	Cast Votes	Undervotes	Overvotes	Unqualified write-ins	Vote Center Ballots Cast	Vote by Mail Ballots Cast	Total Ballots Cast	Registered Voters	Turnout Percentage
1F--7	11	22	33	3	0	0	4	32	36	37	97.30%
2F--2	1,121	1,411	2,532	153	0	0	563	2,122	2,685	3,628	74.01%
2F-R1	1,032	1,596	2,628	132	1	0	505	2,256	2,761	3,701	74.60%
Totals	2,164	3,029	5,193	288	1	0	1,072	4,410	5,482	7,366	74.42%

Final Canvass Report

November 5 General Election

Run Time 1:57 PM

Run Date 12/02/2024

Humboldt County

November 5, 2024 General Election

11/5/2024

Page 130

Official Results

Registered Voters

65232 of 84741 = 76.98%

Measure D Kneeland Fire Protection District Special Tax For Emergency Medical Response And Fire Protections Services

Precinct	Yes	No	Cast Votes	Undervotes	Overvotes	Unqualified write-ins	Vote Center Ballots Cast	Vote by Mail Ballots Cast	Total Ballots Cast	Registered Voters	Turnout Percentage
3ES12	6	0	6	0	0	0	0	6	6	0	0.00%
3FW	305	111	416	11	1	0	43	385	428	503	85.09%
Totals	311	111	422	11	1	0	43	391	434	503	86.28%

Final Canvass Report

November 5 General Election

Run Time 1:57 PM

Run Date 12/02/2024

Humboldt County

November 5, 2024 General Election

11/5/2024

Page 131

Official Results

Registered Voters

65232 of 84741 = 76.98%

Measure E Peninsula Community Services District Special Tax For Fire Protection And Rescue Services

Precinct	Yes	No	Cast Votes	Undervotes	Overvotes	Unqualified write-ins	Vote Center Ballots Cast	Vote by Mail Ballots Cast	Total Ballots Cast	Registered Voters	Turnout Percentage
4PE	153	31	184	8	2	0	44	150	194	247	78.54%
Totals	153	31	184	8	2	0	44	150	194	247	78.54%

November 5 General Election

November 5, 2024 General Election

Registered Voters
65232 of 84741 = 76.98%

Run Time 1:57 PM
Run Date 12/02/2024

11/5/2024
Page 132

Measure M Arcata Fire Protection District Increase Appropriations Limit

Precinct	Yes	No	Cast Votes	Undervotes	Overvotes	Unqualified write-ins	Vote Center Ballots Cast	Vote by Mail Ballots Cast	Total Ballots Cast	Registered Voters	Turnout Percentage
3A--1	1,555	332	1,887	294	0	0	454	1,727	2,181	2,698	80.84%
3A-10	1,408	289	1,697	276	2	0	411	1,564	1,975	2,548	77.51%
3A-13	1,583	324	1,907	333	0	0	698	1,542	2,240	2,507	89.35%
3A-J1	476	99	575	53	1	0	61	568	629	723	87.00%
3A-P2	1,087	275	1,362	176	1	0	319	1,220	1,539	2,050	75.07%
3A-P5	163	73	236	21	1	0	37	221	258	350	73.71%
3AS-1	94	40	134	12	0	0	10	136	146	177	82.49%
3AS-7	0	0	0	0	0	0	0	0	0	0	0.00%
3AS12	19	3	22	4	0	0	1	25	26	29	89.66%
3JCF	711	242	953	78	0	0	137	894	1,031	1,235	83.48%
3MA-1	8	2	10	1	0	0	5	6	11	18	61.11%
3MA-2	231	74	305	50	0	0	69	286	355	525	67.62%
3PA-1	248	132	380	32	0	0	45	367	412	521	79.08%
3PA-4	160	81	241	17	0	0	34	224	258	317	81.39%
3PA-5	0	0	0	0	0	0	0	0	0	0	0.00%
3PAE	0	0	0	0	0	0	0	0	0	0	0.00%
5AS-5	60	37	97	7	0	0	4	100	104	140	74.29%
5MK-1	2,611	1,167	3,778	375	2	0	771	3,384	4,155	5,196	79.97%
5MK-5	2,388	1,026	3,414	329	0	0	724	3,019	3,743	4,786	78.21%
5MK-8	427	230	657	63	1	0	135	586	721	913	78.97%

Final Canvass Report

November 5 General Election

Run Time 1:57 PM

Run Date 12/02/2024

Humboldt County

November 5, 2024 General Election

11/5/2024

Page 133

Official Results

Registered Voters

65232 of 84741 = 76.98%

Measure M Arcata Fire Protection District Increase Appropriations Limit

Precinct	Yes	No	Cast Votes	Undervotes	Overvotes	Unqualified write-ins	Vote Center Ballots Cast	Vote by Mail Ballots Cast	Total Ballots Cast	Registered Voters	Turnout Percentage
5PA-3	66	24	90	4	0	0	7	87	94	112	83.93%
Totals	13,295	4,450	17,745	2,125	8	0	3,922	15,956	19,878	24,845	80.01%

Final Canvass Report

November 5 General Election

Run Time 1:57 PM

Run Date 12/02/2024

Humboldt County

November 5, 2024 General Election

11/5/2024

Page 134

Official Results

Registered Voters

65232 of 84741 = 76.98%

Provisional Reporting

107 of 107 = 100.00%

*** End of report ***

GOVERNING BOARD MEMBER – SPECIAL DISTRICT

CERTIFICATE OF APPOINTMENT IN LIEU OF ELECTION

Elections Code, Section 10515

I, JUAN PABLO CERVANTES, Humboldt County Registrar of Voters, do hereby certify that **AARON NEWMAN** was nominated for the position of Director of the **HUMBOLDT BAY HARBOR RECREATION AND CONSERVATION DISTRICT- DIVISION 1** and that the number of candidates was equal to or did not exceed the number of offices to be filled at the Presidential General Election held on November 5, 2024. Therefore pursuant to Section 10515 of the California Elections Code the appointment was made by the Humboldt County Board of Supervisors. The term of this office is 4 years ending on the first Friday of December, 2028.

Dated: November 29, 2020
Juan Pablo Cervantes
County Registrar of Voters

By _____
Deputy Clerk

OATH OF OFFICE

Govt Code Section 1360-1363, inclusive,
3105 Section 3, Article XX, State Constitution

I, **AARON NEWMAN**, do solemnly swear (or affirm) that I will support and defend the Constitution of the United States and the Constitution of the State of California against all enemies, foreign and domestic; that I will bear true faith and allegiance to the Constitution of the United States and the Constitution of the State of California; that I take this obligation freely, without any mental reservation or purpose of evasion; and that I will well and faithfully discharge the duties upon which I am about to enter.

Signature Date

Residential Address:

Signature of person administering oath

Return signed original form to the Humboldt County Office of Elections:

GOVERNING BOARD MEMBER – SPECIAL DISTRICT

CERTIFICATE OF APPOINTMENT IN LIEU OF ELECTION

Elections Code, Section 10515

I, JUAN PABLO CERVANTES, Humboldt County Registrar of Voters, do hereby certify that **GREG DALE** was nominated for the position of Director of the **HUMBOLDT BAY HARBOR RECREATION AND CONSERVATION DISTRICT- DIVISION 2** and that the number of candidates was equal to or did not exceed the number of offices to be filled at the Presidential General Election held on November 5, 2024. Therefore pursuant to Section 10515 of the California Elections Code the appointment was made by the Humboldt County Board of Supervisors. The term of this office is 4 years ending on the first Friday of December, 2028.

Dated: November 29, 2020
Juan Pablo Cervantes
County Registrar of Voters

By _____
Deputy Clerk

OATH OF OFFICE

Govt Code Section 1360-1363, inclusive,
3105 Section 3, Article XX, State Constitution

I, **GREG DALE**, do solemnly swear (or affirm) that I will support and defend the Constitution of the United States and the Constitution of the State of California against all enemies, foreign and domestic; that I will bear true faith and allegiance to the Constitution of the United States and the Constitution of the State of California; that I take this obligation freely, without any mental reservation or purpose of evasion; and that I will well and faithfully discharge the duties upon which I am about to enter.

Signature

Date

Residential Address:

Signature of person administering oath

Return signed original form to the Humboldt County Office of Elections:

GOVERNING BOARD MEMBER – SPECIAL DISTRICT

CERTIFICATE OF ELECTION

Elections Code 10551, 10551-54, 15401

I, JUAN PABLO CERVANTES, Humboldt County Registrar of Voters, do hereby certify that **JACK NORTON** was elected to the office of Governing Board Member of the **HUMBOLDT BAY HARBOR RECREATION AND CONSERVATION DISTRICT- DIVISION 5** at the Presidential General Election held on November 5, 2024. The term of this office is 4 years ending on the first Friday of December 2028.

Dated: November 29, 2024
Juan Pablo Cervantes
County Registrar of Voters

By _____
Deputy Clerk

OATH OF OFFICE

Govt Code Section 1360-1363, inclusive,
3105 Section 3, Article XX, State Constitution

I, **JACK NORTON**, do solemnly swear (or affirm) that I will support and defend the Constitution of the United States and the Constitution of the State of California against all enemies, foreign and domestic; that I will bear true faith and allegiance to the Constitution of the United States and the Constitution of the State of California; that I take this obligation freely, without any mental reservation or purpose of evasion; and that I will well and faithfully discharge the duties upon which I am about to enter.

Signature Date

Residential Address:

Signature of person administering oath

Return signed original form to the Humboldt County Office of Elections:

**DRAFT MINUTES
REGULAR MEETING OF THE BOARD OF COMMISSIONERS
HUMBOLDT BAY HARBOR, RECREATION AND CONSERVATION DISTRICT**

November 14, 2024

The Humboldt Bay Harbor, Recreation and Conservation District met in regular session on the above date, Closed Session met at 5:00 P.M., Regular Session met at 6:00 P.M. at the Woodley Island Marina meeting room, 601 Startare Drive, Eureka, CA 95501.

CLOSED SESSION – 5:00 P.M.

PUBLIC COMMENT: The following individuals addressed the Commission regarding subject matters on the closed session meeting agenda: No one.

BUSINESS

- a) PUBLIC EMPLOYEE PERFORMANCE EVALUATION pursuant to Government Code section 54957(b)(1). Title: Executive Director – Chris Mikkelsen
- b) CONFERENCE WITH REAL PROPERTY NEGOTIATORS. Property: Humboldt County APNs: 401-031-054-000, 401-031-061-000, 401-112-013-000. Agency negotiator: Chris Mikkelsen, Executive Director; Ryan Plotz, District Counsel. Negotiating parties: California Redwood Company. Under negotiation: price and terms of payment.
- c) CONFERENCE WITH REAL PROPERTY NEGOTIATORS. Property: Humboldt County APNs: 401-031-071-000 and 401-112-029-000. Agency negotiator: Chris Mikkelsen, Executive Director; Ryan Plotz, District Counsel. Negotiating parties: Sniper Enterprises, LLC. Under negotiation: price and terms of payment.

REGULAR SESSION – 6:00 P.M.

ROLL CALL

PRESENT: BENSON
 DALE
 HIGGINS
 KULLMANN
 NEWMAN

ABSENT: NONE

QUORUM: YES

PLEDGE OF ALLEGIENCE

REPORT ON CLOSED SESSION: No reportable action.

PUBLIC COMMENT: The following individuals addressed the Commission regarding subject matters not on the regular session meeting agenda: Vivian Helliwell and Kimberly Rich commented .

CONSENT CALENDAR

- a) Adopt Minutes for October 10, 2024 Regular Board Meeting
- b) Consider Accepting Application for Filing for Harbor District Permit 2023-04: Humboldt Bay Oyster Company Shellfish Farm
- c) Approve a PO for a Temporary Harbor Maintenance Worker
- d) Authorize Executive Director to Amend the Amount of the Most Recent Moffatt & Nichol Contract (Purchase Order No. 2214) from \$10,297,336 to \$10,819,388 to Accommodate Eelgrass Mitigation Planning Activities Funded Through Caltrans Cooperative Agreement. Replaces Purchase Order No. 2178

COMMISSIONER HIGGINS MOVED TO ACCEPT CONSENT CALENDAR ITEMS A-D.

COMMISSIONER KULLMANN SECONDED.

VOICE VOTE WAS CALLED, MOTION CARRIED WITHOUT DISSENT.

Ayes: BENSON, DALE, HIGGINS, KULLMANN, NEWMAN

Noes: NONE

Absent: NONE

Abstain: NONE

COMMUNICATIONS, REPORTS AND CORRESPONDENCE RECEIVED

- a) Correspondence Received
 - I. No correspondence received.
- b) Executive Director’s Report
 - I. Executive Director presented Executive Director’s report.
- c) Staff Reports
 - I. Staff presented reports.
- d) District Counsel Report
 - I. No report.
- e) District Treasurer Report
 - I. No report.
- f) District Engineer Report
 - I. Executive Director presented the District Engineer Report.
- g) District Planner Report
 - I. District Planner presented a report.
- h) Commissioner and Committee Reports
 - I. Commissioners reported on recent activities and subcommittees.

UNFINISHED BUSINESS

- a) **Receive Status Update Regarding the Humboldt Bay Offshore Wind Heavy Lift Marine Terminal Project**
 - I. District staff presented the item.
 - II. The Commission discussed the item.

- III. Chair Dale opened the item to public comment. Vivian Helliwell, David Helliwell, Bill Rich and Jennifer Kalt commented.
- IV. Chair Dale moved the discussion back to the Commission.
- V. Discussion item only, no formal action was taken.

NEW BUSINESS

a) Consider Adopting Resolution 2024-10, A Resolution Commending Patrick Higgins for His Service as Commissioner of the Humboldt Bay Harbor, Recreation and Conservation District

- I. Executive Director presented the item.
- II. The Commission discussed the item.
- III. Chair Dale opened the item to public comment. Todd Van Herpe commented.
- IV. Chair Dale moved the discussion back to the Commission.

COMMISSIONER NEWMAN MOVED TO ADOPT RESOLUTION 2024-10, A RESOLUTION COMMENDING PATRICK HIGGINS FOR HIS SERVICE AS COMMISSIONER OF THE HUMBOLDT BAY HARBOR, RECREATION AND CONSERVATION DISTRICT.

COMMISSIONER BENSON SECONDED.

COMMISSIONER BENSON EDITED HIS SECOND TO THE MOTION, ASKING TO REMOVE A SENTENCE FROM THE NINETH WHEARAS OF THE RESOLUTION.

COMMISSIONER NEWMAN ACCEPTED THE CHANGE IN MOTION.

ROLL CALL VOTE WAS CALLED, MOTION CARRIED WITHOUT DISSENT.

Ayes: BENSON, DALE, HIGGINS, KULLMANN, NEWMAN

Noes: NONE

Absent: NONE

Abstain: NONE

b) Consider Adopting Resolution 2024-11, A Resolution Authorizing the Submission of a California Energy Commission Waterfront Facility Improvement Program Grant for the Humboldt Bay Offshore Wind Heavy Lift Marine Terminal – Enhanced Technical Studies and Public Engagement Project

- I. District staff presented the item.
- II. The Commission discussed the item.
- III. Chair Dale opened the item to public comment. Todd Van Herpe, Jennifer Kalt, and Vivian Helliwell commented.
- IV. Chair Dale moved the discussion back to the Commission.

COMMISSIONER HIGGINS MOVED TO ADOPT RESOLUTION 2024-11, A RESOLUTION AUTHORIZING THE SUBMISSION OF A CALIFORNIA ENERGY COMMISSION WATERFRONT FACILITY IMPROVEMENT PROGRAM GRANT FOR THE HUMBOLDT BAY OFFSHORE WIND HEAVY LIFT MARINE TERMINAL-ENHANCED TECHNICAL STUDIES AND PUBLIC ENGAGEMENT PROJECT.

COMMISSIONER KULLMANN SECONDED.

ROLL CALL VOTE WAS CALLED, MOTION CARRIED WITHOUT DISSENT.

Ayes: BENSON, DALE, HIGGINS, KULLMANN, NEWMAN

Noes: NONE

Absent: NONE

c) Consider Adopting Resolution 2024-12: A Resolution Establishing Findings Relative to and Approving Harbor District Permit 2024-04 with Conditions for the Humboldt Bay Regional Spartina Eradication Plan Continued Implementation

- I. District Planner presented the item.
- II. The Commission discussed the item.
- III. Chair Dale opened the item to public comment. No one commented.
- IV. Chair Dale moved the discussion back to the Commission.

COMMISSIONER KULLMANN MOVED TO ADOPT RESOLUTION 2024-12, A RESOLUTION ESTABLISHING FINDINGS RELATIVE TO AND APPROVING HARBOR DISTRICT PERMIT 2024-04 WITH CONDITIONS FOR THE HUMBOLDT BAY REGIONAL SPARTINA ERADICATION PLAN CONTINUED IMPLEMENTATION.

COMMISSIONER HIGGINS SECONDED.

ROLL CALL VOTE WAS CALLED, MOTION CARRIED WITHOUT DISSENT.

Ayes: BENSON, DALE, HIGGINS, KULLMANN, NEWMAN

Noes: NONE

Absent: NONE

Abstain: NONE

FUTURE AGENDA ITEMS

- a) Resolution Supporting Community Engagement

ADJOURNMENT – 7:45 P.M.

APPROVED BY:

RECORDED BY:

Aaron Newman
Secretary of the Board of Commissioners

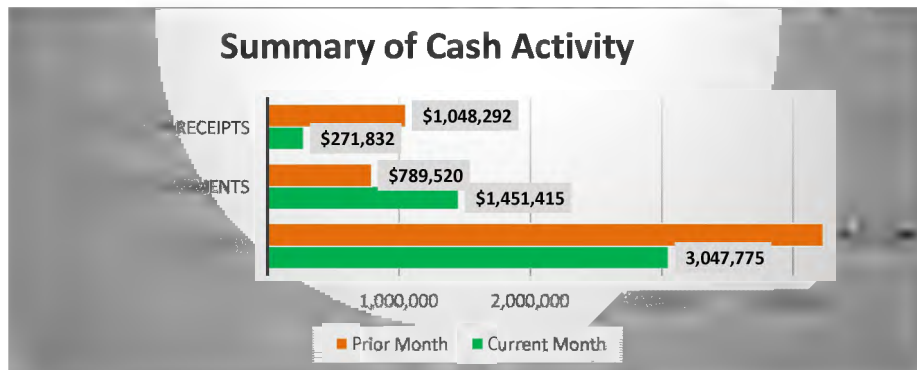
Mindy Hiley
Director of Administrative Services

HUMBOLDT BAY HARBOR, RECREATION, AND CONSERVATION DISTRICT

Monthly Cash Flow Analysis

For The Months Ended July 31, 2024 and June 30, 2024

	<u>7/31/24</u>	<u>6/30/24</u>
Account Balances		
Checking	\$ 148,703	\$ 958,581
Savings	1,595,644	1,966,242
County Treasury	1,301,355	1,301,355
Cash on hand	2,073	1,180
Total Cash	3,047,775	4,227,358
Less: Restricted cash for Marina surcharges	(533,550)	(504,656)
Unrestricted Cash	2,514,225	3,722,702
Less: Unexpended grant proceeds and Nordic deposits included in cash above	(610,388)	(642,025)
Cash Available (Deficit), excluding Marina surcharges	1,903,837	3,080,677
 Change in Cash Balance		
Balance, Beginning of Month	\$ 4,227,358	\$3,968,586
Monthly Deposits	271,832	1,048,292
Monthly Payments	(1,451,415)	(789,520)
Balance, End of Month	<u>\$ 3,047,775</u>	<u>\$4,227,358</u>
 Monthly Expenses Summary		
Significant Individual Expenses:		
Redwood Community Action Agency	\$ 248,438	\$ 21,948
Moffat & Nichol expenditure	222,656	374,628
Flagstar Public Funding Loan Payment - Principal	246,000	
Flagstar Public Funding Loan Payment - Interest	115,898	
PNC Bank Loan Payments - Principal	177,772	
PNC Bank Loan Payments - Interest	55,829	
Liability insurance annual payment	102,840	
SHN Consulting Engineers		24,998
Workers' comp insurance annual payment		127,694
Sub-total, Significance/Unusual Expenses	<u>1,169,433</u>	<u>549,268</u>
General operating expenses and other misc. expense	281,982	240,252
Total Cash Payments	<u>\$ 1,451,415</u>	<u>\$ 789,520</u>
 Monthly Deposits Summary		
Significant Individual Revenues:		
Nordic Aquafarms, Inc.	\$ 59,426	
CalTrans - Eelgrass project		\$ 117,983
Humboldt Bay Development Association		39,166
Sub-total, Significant/Unusual Revenues	<u>59,426</u>	<u>157,149</u>
General revenues	212,406	891,143
Total Cash Receipts	<u>\$ 271,832</u>	<u>\$1,048,292</u>



Humboldt Bay Harbor, Recreation & Conservation Dis

Balance Sheet As of July 31, 2024

	TOTAL
ASSETS	
Current Assets	
Bank Accounts	
10000 PETTY CASH ON HAND	150.00
10100 CHANGE FUND ON HAND	300.00
10111 COIN MACHINE FUND	730.00
10200 CASH IN BANK, CHECKING	25,949.38
10200.1 Cash in PNC, Checking	122,752.11
10400 CASH IN COUNTY - FUND 2720	1,263,731.49
10500 CASH IN COUNTY - FUND 3872	37,623.49
10600.1 Cash in bank, Tariff PNC	1,561,132.12
10700.1 Cash in bank, Water PNC	34,512.25
10901 UNEXPENDED MARINA SURCHARGES	533,550.04
10902 UNEXP SURCHARGES AVAIL CASH ADJ	0.00
10903 RESTRICTED CASH	-533,550.04
Total Bank Accounts	\$3,046,880.84
Accounts Receivable	
12000 ACCTS RECEIVABLE	722,618.36
Total Accounts Receivable	\$722,618.36
Other Current Assets	
11200 US TREASURY BONDS	0.00
12001 OTHER RECEIVABLES	246,755.85
12002 DOUBTFUL ACCOUNTS RECEIVABLE	0.00
12100 ALLOW FOR BAD DEBTS	-34,817.32
12200 TAXES RECEIVABLE	110,000.00
12300 INTEREST RECEIVABLE	14,750.00
12600 Note Receivable - NMTC	0.00
12700 PREPAID EXPENSES	238,735.55
12750 Refunds Receivable	5,749.13
12800 LEASE RECEIVABLE	0.00
12900 Accounts Receivable FSM	0.00
1499 Undeposited Funds	893.40
Total Other Current Assets	\$582,066.61
Total Current Assets	\$4,351,565.81
Fixed Assets	
14800 SHIPWRECK PROPERTY	50,088.05
14900 DOG RANCH PROPERTY	7,507.70
16999 Combined Expense Pending Transf	0.00

Humboldt Bay Harbor, Recreation & Conservation Dis

Balance Sheet

As of July 31, 2024

	TOTAL
CAPITAL ASSETS, NET	
14910 SAMOA PROPERTY	208,149.00
14930 TOWN OF SAMOA PROPERTY	3,007,851.23
14940 BAY STREET PROPERTY	35,000.00
15000 AUTOMOTIVE EQUIPMENT	95,639.08
15100 OFFICE EQUIPMENT	193,303.88
15200 OPERATING EQUIPMENT	314,098.74
15400 1998 MARINA DREDGING PROJECT	0.00
15500 MARINA, RESTAURANT COMPLEX	0.00
15600 MARINA	10,529,004.29
15700 FL BOAT BLDG & REPAIR FACILITY	4,302,259.53
15800 SHELTER COVE	2,386,247.10
15900 DREDGING COSTS	215,226.78
16000 KING SALMON	15,143.99
16100 MARINA DREDGE,CONSTR IN PROGRES	3,040,831.23
16400 REDWOOD DOCK PROPERTY	3,010,194.30
16500 HOMELAND SECURITY EQUIPMENT	2,254,007.60
16600 TABLE BLUFF LIGHTHOUSE	361.44
16700 AQUAPONICS PILOT FACILITY	96,036.61
16800 REDWOOD TERMINAL 2	4,941,769.69
16900 Dredge	1,215,423.27
17000 ACCUMULATED DEPRECIATION	-19,379,922.17
Total CAPITAL ASSETS, NET	16,480,625.59
Total Fixed Assets	\$16,538,221.34
Other Assets	
12400 BNY LOAN RECEIVBLE	0.00
15300 CONSTRUCTION IN PROGRESS	0.00
18000 DEPOSITS	0.00
18500 OTHER DEFERRED ASSETS	0.00
18700 Deferred Lease Asset	3,775,823.00
19000 Deferred Outflows of PERS	626,726.52
Total Other Assets	\$4,402,549.52
TOTAL ASSETS	\$25,292,336.67
LIABILITIES AND EQUITY	
Liabilities	
Current Liabilities	
Accounts Payable	
20000 ACCOUNTS PAYABLE	131,204.70
Total Accounts Payable	\$131,204.70
Credit Cards	
20112 US Bank Visa	13,238.58

Humboldt Bay Harbor, Recreation & Conservation Dis

Balance Sheet As of July 31, 2024

	TOTAL
Total Credit Cards	\$13,238.58
Other Current Liabilities	
20000.1 ACCOUNTS PAYABLE YR END ADJUST	0.00
20100 LEASE PAYABLE TO HBDA	0.00
20200 NOTES PAYABLE	605,723.00
20400 ACCRUED WAGES PAYABLE	33,573.50
20500 ACCRUED INTEREST	11,780.00
20600 ACCRUED VACATION PAYABLE	49,309.60
20700 ACCRUED SICK LEAVE PAYABLE	1,646.81
20800 DEPOSITS ON HAND	0.00
20801 KEY DEPOSITS ON HAND	18,540.00
20802 PLUG DEPOSITS ON HAND	1,230.00
20803 SLIP DEPOSITS ON HAND	57,683.54
20804 STORAGE DEPOSITS	4,256.15
20805 CONF. ROOM DEPOSITS	0.00
20806 LEASE SECURITY DEPOSIT	99,623.92
20807 STORAGE DEPOSIT - REDWOOD DOCK	2,943.31
20808 WAIT LIST DEPOSIT	5,325.00
20809 HAUL OUT DEPOSIT	0.00
Total 20800 DEPOSITS ON HAND	189,601.92
22000 DEFERRED LEASE INCOME	0.00
24000 Ground Lease Deferred Income	0.00
24002 Groundlease Current Def Income	0.00
27201 Deferred Inflows - OPEB	717.00
28000 DEFERRED INCOME	158,858.89
28400 DEFERREDINCOMECalTrans Spartina	486,405.24
28402 DEFERREDINCOME CalTrans Eelgrass	117,983.00
28500 OTHER DEFERRED CREDITS	0.00
Payroll tax & Withholding Liab	
2100 PAYROLL LIABILITIES	-1,419.66
21000 WAGE GARNISHES	0.00
2110 DIRECT DEPOSIT LIABILITIES	0.00
21100 FEDERAL WITHHOLDING TAX	0.00
2111 *DIRECT DEPOSIT LIABILITIES	0.01
21200 STATE WITHHOLDING TAX	0.00
21300 STATE UNEMPLOYMENT TAX	0.00
21400 SOCIAL SECURITY/MEDICARE TAX	0.00
21500 AFLAC	0.00
21600 PERS CARE/MEDICAL INSURANCE	-150.00
21700 PERS RETIREMENT	0.00
21701 PERS DEFERRED COMPENSATION	0.00
21800 STATE DISABILITY INSURANCE	0.00
21900 UNION DUES DEDUCTIBLE	171.72

Humboldt Bay Harbor, Recreation & Conservation Dis

Balance Sheet As of July 31, 2024

	TOTAL
Total Payroll tax & Withholding Liab	-1,397.93
Sales Tax Agency Payable	0.00
Total Other Current Liabilities	\$1,654,201.03
Total Current Liabilities	\$1,798,644.31
Long-Term Liabilities	
24001 Gound Lease Amortization	0.00
24003 Groundlease Current Offset	0.00
25000 DUE STATE OF CALIFORNIA	0.00
25100 NOTES PAYABLE- CMIA	0.00
25200 ENVIRONMENTAL REMEDIATION LIAB	0.00
25300 BOND PAYABLE - DEEP DREDGING	0.00
25400 Note Payable - No. Valley Bank	0.00
25500 OPEB Liability	139,510.00
25600 Note Payable-Coast Seafoods Co.	0.00
25700 BOND PAYABLE 2014 REFINANCING	1,323,030.15
25800 BBVA Loan Payable	854,830.41
25900 LESS CURRENT PORTION	-605,723.00
26000 CAPITAL LEASE PAYABLE	0.00
26100 Rate Stabilization Fund	5,208,000.00
27000 Net Pension Liability	1,488,345.00
27200 Deferred Inflows of PERS	70,872.00
27202 Deferred Inflows - Leases	3,547,189.00
Total Long-Term Liabilities	\$12,026,053.56
Total Liabilities	\$13,824,697.87
Equity	
3000 OPENING BALANCE EQUITY	0.00
30200 GOVT CONTRIBUTIONS MARINA	0.00
30201 ACCUM DEPR MARINA, EDA PORTION	0.00
30300 GOVT CNTRB/FL BOAT BLDG/RPR FAC	0.00
30301 ACCUM DEPR - FL BOAT BLDG & RPR	0.00
30400 GOVT CONTRIB - CA DEPT OF B&W	0.00
30401 ACCUM DEPR/SHELTER COVE B&W	0.00
30500 INVESTMENT IN FIXED ASSETS	11,208,910.72
30505 Change In Invest Fixed Assets	0.00
Total 30500 INVESTMENT IN FIXED ASSETS	11,208,910.72
30900 RESTRICTED FUND BALANCE	533,949.61
30901 Restricted Fd Bal-Curr Yr Chang	-400.00
Total 30900 RESTRICTED FUND BALANCE	533,549.61

Humboldt Bay Harbor, Recreation & Conservation Dis

Balance Sheet

As of July 31, 2024

	TOTAL
31200 GENERAL FUND BALANCE	627,754.95
31000 FUND BALANCE - TIDELANDS TRUST	-813,768.21
31100 Designated for General Fd Reser	0.00
31108 Designated Bal-Curr Yr Change	0.00
Total 31100 Designated for General Fd Reser	0.00
31201 General Fund-Change is Restrict	-28,893.68
31205 General Fund Invest Fixed Asset	0.00
31208 General Fund Change in Designat	0.00
Total 31200 GENERAL FUND BALANCE	-214,906.94
3900 RETAINED EARNINGS	0.04
Net Income	-59,914.63
Total Equity	\$11,467,638.80
TOTAL LIABILITIES AND EQUITY	\$25,292,336.67

Humboldt Bay Harbor, Recreation & Conservation Dis

Profit and Loss

July 2024

	TOTAL	
	JUL 2024	JUN 2024 (PP)
Income		
52708.1 Discount		29.31
Dredging Revenue		
41318 Dredging Surcharge - T	21,427.45	21,217.14
Total Dredging Revenue	21,427.45	21,217.14
Fees		
40108 PERMITS-T	1,400.00	300.00
40808 Pilotage Services - T	360.18	
41818 Late Charges/Interest - T	4,200.00	3,200.00
45608 Chevron - Ports O&M - T		8,087.50
Total Fees	5,960.18	11,587.50
Float Replacement Account		
41418 Float Replacement	6,789.98	6,716.11
Total Float Replacement Account	6,789.98	6,716.11
Grant Revenue		
Conservation Grants		
45208.3 Conservation Grants, Gov't - T	75,584.52	21,710.03
Total Conservation Grants	75,584.52	21,710.03
Harbor Grants		
45208.1 Harbor Grants, Gov't - T		1,100,807.57
Total Harbor Grants		1,100,807.57
Total Grant Revenue	75,584.52	1,122,517.60
Harbor Surcharge		
40908 Harbor Improvement Surcharge-T	4,671.00	2,370.00
Total Harbor Surcharge	4,671.00	2,370.00
Interest Revenue		
43108 Interest Income - T	4,566.58	12,795.93
43109 Interest Income - NT	583.53	314,971.00
Total Interest Revenue	5,150.11	327,766.93
Other Revenue		
45909 Other Revenue - NT	37,698.33	-143,367.74
Total Other Revenue	37,698.33	-143,367.74
Rent Income		
40218 Slip Rents - T	52,817.84	53,671.58
40318.1 Transient Rentals - T	2,753.41	1,930.61
40518 Equipment Rent - T	545.10	
40519 Equipment Rent - NT	210.00	110.00
40809 Yard Rent - NT	2,612.50	1,021.20
41108 Rents, Tidelands Leases - T	29,662.85	-4,443.64

Humboldt Bay Harbor, Recreation & Conservation Dis

Profit and Loss

July 2024

	TOTAL	
	JUL 2024	JUN 2024 (PP)
41309 Storage - NT	3,305.65	3,855.86
41409 Upland Rent - NT	77,899.00	-81,454.54
Total Rent Income	169,806.35	-25,308.93
Sales		
40119 Concession Sales - NT	642.00	526.25
Total Sales	642.00	526.25
Tax Revenue		
43509 Property Tax Revenues	110,000.00	216,863.55
Total Tax Revenue	110,000.00	216,863.55
Utility Surcharge		
40409 Utility Surcharge - NT	9,551.48	4,224.68
40418 Utility Surcharge, Marina Dock	3,873.86	4,885.51
Total Utility Surcharge	13,425.34	9,110.19
Total Income	\$451,155.26	\$1,550,027.91
GROSS PROFIT	\$451,155.26	\$1,550,027.91
Expenses		
57018 Bank Service Charges	382.00	450.72
Accounting/Auditing Services		
52500 Accounting Fees - T	4,477.50	1,782.00
52508 Accounting Fees - NT	2,347.50	594.00
Total Accounting/Auditing Services	6,825.00	2,376.00
Advertising & Promotion		
51000 Advertising & Promotion - NT	259.48	
51008 Advertising & Promotion - T	250.00	86.68
Total Advertising & Promotion	509.48	86.68
Bad Debts		
51308 Bad Debts - T		268,019.03
Total Bad Debts		268,019.03
Communications		
51400 Communications - NT	969.58	969.29
51408 Communications - T	172.44	172.61
Total Communications	1,142.02	1,141.90
Conference & Meetings		
51500 Conferences & Meetings - NT	1,686.24	1,504.63
Total Conference & Meetings	1,686.24	1,504.63
Depreciation		
53509 Depreciation - NT		390,308.00
Total Depreciation		390,308.00

Humboldt Bay Harbor, Recreation & Conservation Dis

Profit and Loss

July 2024

	TOTAL	
	JUL 2024	JUN 2024 (PP)
Dredging Expense		
55608 Dredging Expense - T		-196,823.61
56708 Dredging - GT	676.25	-573,938.75
56718 Dredging - MT		-919,203.75
Total Dredging Expense	676.25	-1,689,966.11
Dues, Subscriptions & Licences		
51600 Dues & Subscriptions - NT	2,681.61	1,351.50
51608 Dues & Subscriptions - T	125.25	1,351.49
Total Dues, Subscriptions & Licences	2,806.86	2,702.99
Elections & Government Fees		
51700 Elections & Prop Tax Assess-NT		15,206.50
Total Elections & Government Fees		15,206.50
Engineering Services		
52400 Engineering Fees - NT	1,717.40	13,820.55
52408 Engineering Fees - T	38,580.69	
Total Engineering Services	40,298.09	13,820.55
Fuel		
51200 Automotive, Fuel- NT	2,314.32	0.00
51218 Automotive, Fuel - T	1,213.24	
Total Fuel	3,527.56	0.00
Grant Expenses		
Conservation Grant Expenses		
54408.3 Conservation Grant Exp	-21,710.03	21,710.03
Total Conservation Grant Expenses	-21,710.03	21,710.03
Harbor Grant Expenses		
54408.1 Harbor Grant Exp	1,770.29	871,329.18
Total Harbor Grant Expenses	1,770.29	871,329.18
Recreation Grant Expenses		
54408.2 Recreation Grant Exp	28,813.91	121,843.92
Total Recreation Grant Expenses	28,813.91	121,843.92
Total Grant Expenses	8,874.17	1,014,883.13
Insurance		
51800 Insurance - NT	51,010.10	13,854.26
51808 Insurance - T	-38.82	
Total Insurance	50,971.28	13,854.26
Interest Expense		
55108 Interest Expense - T	148,684.61	
55109 Interest Expense - NT	34,823.28	-67,126.23
Total Interest Expense	183,507.89	-67,126.23

Humboldt Bay Harbor, Recreation & Conservation Dis

Profit and Loss

July 2024

	TOTAL	
	JUL 2024	JUN 2024 (PP)
Legal Services		
52300 Legal Fees - NT	3,052.50	11,936.22
52308 Legal Fees - T	990.00	690.62
Total Legal Services	4,042.50	12,626.84
Maintenance - Equipment		
51209 Automotive, Repairs - NT		1,088.80
52710 Repairs & Maint, Equip - NT		13.06
Total Maintenance - Equipment		1,101.86
Maintenance - Facilities		
52708 Repairs & Maint, Facilities - T	5,599.49	3,075.33
52719 Repairs & Maint, Facilities - N	8,671.12	5,639.87
Total Maintenance - Facilities	14,270.61	8,715.20
Maintenance - IT		
57008 Maintenance, IT Equip - T	658.50	666.00
57009 Maintenance, IT Equip - NT	287.50	287.50
Total Maintenance - IT	946.00	953.50
Maintenance Supplies		
52010 Maintenance Supplies - NT	1,799.47	1,606.92
Total Maintenance Supplies	1,799.47	1,606.92
Office Supplies		
51900 Office Supplies - NT	2,013.72	4,344.83
51908 Office Supplies - T	428.83	364.40
Total Office Supplies	2,442.55	4,709.23
Other Professional/Outside Serv		
52109 Outside Services, Other - NT		3,015.00
52118 Outside Services, Other - T		-5,273.50
Total Other Professional/Outside Serv		-2,258.50
Personnel Expenses		
Payroll Burden		
50500 Payroll Benefits, Other - NT	34,698.87	65,351.56
50508 Payroll Benefits, Other - T	11,577.41	20,725.13
6560 Workers' Comp	3,679.95	-2,439.59
Total Payroll Burden	49,956.23	83,637.10
Salaries/Wages		
50100 Salaries & Wages - NT	111,650.25	47,369.38
Total Salaries/Wages	111,650.25	47,369.38
Total Personnel Expenses	161,606.48	131,006.48

Humboldt Bay Harbor, Recreation & Conservation Dis

Profit and Loss

July 2024

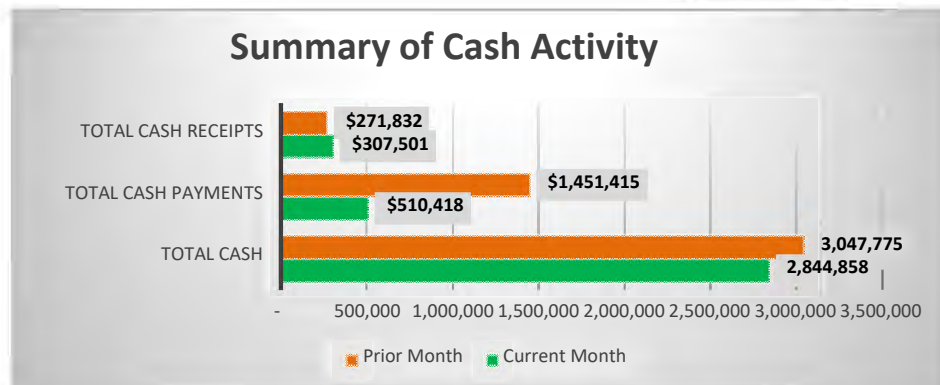
	TOTAL	
	JUL 2024	JUN 2024 (PP)
Planning Services		
52200 Planning Fees - NT	1,087.50	-1,177.09
52208 Planning Fees - T	412.50	-4,551.18
Total Planning Services	1,500.00	-5,728.27
Rent Expense		
54308 Redwood Terminal 2 Lease Expens	663.43	497.66
Total Rent Expense	663.43	497.66
Small Tools		
52800 Small Tools - NT	306.60	21.84
Total Small Tools	306.60	21.84
Utilities		
52909 Utilities - NT	8,701.00	47,541.00
52918 Utilities - T	7,123.95	5,248.46
53000 Water, Sewer, & Refuse - NT	6,460.46	16,702.29
53008 Water, Sewer, & Refuse - T	0.00	10,469.30
Total Utilities	22,285.41	79,961.05
Total Expenses	\$511,069.89	\$200,475.86
NET OPERATING INCOME	\$ -59,914.63	\$1,349,552.05
NET INCOME	\$ -59,914.63	\$1,349,552.05

HUMBOLDT BAY HARBOR, RECREATION, AND CONSERVATION DISTRICT

Monthly Cash Flow Analysis

For The Months Ended August 31, 2024 and July 31, 2024

	<u>8/31/24</u>	<u>7/31/24</u>
<u>Account Balances</u>		
Checking	\$ 86,079	\$ 148,703
Savings	1,456,131	1,595,644
County Treasury	1,301,355	1,301,355
Cash on hand	1,293	2,073
Total Cash	<u>2,844,858</u>	<u>3,047,775</u>
Less: Restricted cash for Marina surcharges	(560,850)	(533,550)
Unrestricted Cash	<u>2,284,008</u>	<u>2,514,225</u>
Less: Unexpended grant proceeds and Nordic deposits included in cash above	(283,750)	(610,388)
Cash Available (Deficit), excluding Marina surcharges	<u>2,000,258</u>	<u>1,903,837</u>
 <u>Change in Cash Balance</u>		
Balance, Beginning of Month	\$ 3,047,775	\$4,227,358
Monthly Deposits	307,501	271,832
Monthly Payments	(510,418)	(1,451,415)
Balance, End of Month	<u>\$ 2,844,858</u>	<u>\$3,047,775</u>
 <u>Monthly Expenses Summary</u>		
Significant Individual Expenses:		
Redwood Community Action Agency	\$ 182,648	\$ 248,438
SHN Consulting Engineers	40,974	
Moffat & Nichol expenditure		222,656
Flagstar Public Funding Loan Payment - Principal		246,000
Flagstar Public Funding Loan Payment - Interest		115,898
PNC Bank Loan Payments - Principal		177,772
PNC Bank Loan Payments - Interest		55,829
Liability insurance annual payment		102,840
Sub-total, Significance/Unusual Expenses	<u>223,622</u>	<u>1,169,433</u>
General operating expenses and other misc. expense	286,796	281,982
Total Cash Payments	<u>\$ 510,418</u>	<u>\$1,451,415</u>
 <u>Monthly Deposits Summary</u>		
Significant Individual Revenues:		
CalTrans - Office of Clean CA	\$ 77,093	
Nordic Aquafarms, Inc.	65,101	\$ 59,426
Sub-total, Significant/Unusual Revenues	<u>142,195</u>	<u>59,426</u>
General revenues	165,306	212,406
Total Cash Receipts	<u>\$ 307,501</u>	<u>\$ 271,832</u>



Humboldt Bay Harbor, Recreation & Conservation Dis

Balance Sheet As of August 31, 2024

	TOTAL
ASSETS	
Current Assets	
Bank Accounts	
10000 PETTY CASH ON HAND	150.00
10100 CHANGE FUND ON HAND	300.00
10111 COIN MACHINE FUND	730.00
10200 CASH IN BANK, CHECKING	28,949.76
10200.1 Cash in PNC, Checking	57,128.16
10400 CASH IN COUNTY - FUND 2720	1,263,731.49
10500 CASH IN COUNTY - FUND 3872	37,623.49
10600.1 Cash in bank, Tariff PNC	1,407,199.60
10700.1 Cash in bank, Water PNC	48,931.73
10901 UNEXPENDED MARINA SURCHARGES	560,849.89
10902 UNEXP SURCHARGES AVAIL CASH ADJ	0.00
10903 RESTRICTED CASH	-560,849.89
Total Bank Accounts	\$2,844,744.23
Accounts Receivable	
12000 ACCTS RECEIVABLE	649,525.92
Total Accounts Receivable	\$649,525.92
Other Current Assets	
11200 US TREASURY BONDS	0.00
12001 OTHER RECEIVABLES	246,755.85
12002 DOUBTFUL ACCOUNTS RECEIVABLE	0.00
12100 ALLOW FOR BAD DEBTS	-34,817.32
12200 TAXES RECEIVABLE	220,000.00
12300 INTEREST RECEIVABLE	15,750.00
12600 Note Receivable - NMTC	0.00
12700 PREPAID EXPENSES	223,639.14
12750 Refunds Receivable	5,749.13
12800 LEASE RECEIVABLE	0.00
12900 Accounts Receivable FSM	0.00
1499 Undeposited Funds	113.00
Total Other Current Assets	\$677,189.80
Total Current Assets	\$4,171,459.95
Fixed Assets	
14800 SHIPWRECK PROPERTY	50,088.05
14900 DOG RANCH PROPERTY	7,507.70
16999 Combined Expense Pending Transf	0.00

Humboldt Bay Harbor, Recreation & Conservation Dis

Balance Sheet

As of August 31, 2024

	TOTAL
CAPITAL ASSETS, NET	
14910 SAMOA PROPERTY	208,149.00
14930 TOWN OF SAMOA PROPERTY	3,007,851.23
14940 BAY STREET PROPERTY	35,000.00
15000 AUTOMOTIVE EQUIPMENT	95,639.08
15100 OFFICE EQUIPMENT	193,303.88
15200 OPERATING EQUIPMENT	314,098.74
15400 1998 MARINA DREDGING PROJECT	0.00
15500 MARINA, RESTAURANT COMPLEX	0.00
15600 MARINA	10,529,004.29
15700 FL BOAT BLDG & REPAIR FACILITY	4,302,259.53
15800 SHELTER COVE	2,386,247.10
15900 DREDGING COSTS	215,226.78
16000 KING SALMON	15,143.99
16100 MARINA DREDGE,CONSTR IN PROGRES	3,040,831.23
16400 REDWOOD DOCK PROPERTY	3,010,194.30
16500 HOMELAND SECURITY EQUIPMENT	2,254,007.60
16600 TABLE BLUFF LIGHTHOUSE	361.44
16700 AQUAPONICS PILOT FACILITY	96,036.61
16800 REDWOOD TERMINAL 2	4,941,769.69
16900 Dredge	1,215,423.27
17000 ACCUMULATED DEPRECIATION	-19,379,922.17
Total CAPITAL ASSETS, NET	16,480,625.59
Total Fixed Assets	\$16,538,221.34
Other Assets	
12400 BNY LOAN RECEIVBLE	0.00
15300 CONSTRUCTION IN PROGRESS	0.00
18000 DEPOSITS	0.00
18500 OTHER DEFERRED ASSETS	0.00
18700 Deferred Lease Asset	3,775,823.00
19000 Deferred Outflows of PERS	626,726.52
Total Other Assets	\$4,402,549.52
TOTAL ASSETS	\$25,112,230.81
LIABILITIES AND EQUITY	
Liabilities	
Current Liabilities	
Accounts Payable	
20000 ACCOUNTS PAYABLE	233,137.20
Total Accounts Payable	\$233,137.20
Credit Cards	
20112 US Bank Visa	3,050.75

Humboldt Bay Harbor, Recreation & Conservation Dis

Balance Sheet

As of August 31, 2024

	TOTAL
Total Credit Cards	\$3,050.75
Other Current Liabilities	
20000.1 ACCOUNTS PAYABLE YR END ADJUST	0.00
20100 LEASE PAYABLE TO HBDA	0.00
20200 NOTES PAYABLE	605,723.00
20400 ACCRUED WAGES PAYABLE	33,573.50
20500 ACCRUED INTEREST	23,560.00
20600 ACCRUED VACATION PAYABLE	49,309.60
20700 ACCRUED SICK LEAVE PAYABLE	1,646.81
20800 DEPOSITS ON HAND	0.00
20801 KEY DEPOSITS ON HAND	18,540.00
20802 PLUG DEPOSITS ON HAND	1,230.00
20803 SLIP DEPOSITS ON HAND	58,380.09
20804 STORAGE DEPOSITS	4,271.15
20805 CONF. ROOM DEPOSITS	0.00
20806 LEASE SECURITY DEPOSIT	99,623.92
20807 STORAGE DEPOSIT - REDWOOD DOCK	2,943.31
20808 WAIT LIST DEPOSIT	5,525.00
20809 HAUL OUT DEPOSIT	0.00
Total 20800 DEPOSITS ON HAND	190,513.47
22000 DEFERRED LEASE INCOME	0.00
24000 Ground Lease Deferred Income	0.00
24002 Groundlease Current Def Income	0.00
27201 Deferred Inflows - OPEB	717.00
28000 DEFERRED INCOME	158,858.89
28400 DEFERREDINCOMECalTrans Spartina	159,767.18
28402 DEFERREDINCOME CalTrans Eelgrass	117,983.00
28500 OTHER DEFERRED CREDITS	0.00
Payroll tax & Withholding Liab	
2100 PAYROLL LIABILITIES	-2,612.62
21000 WAGE GARNISHES	0.00
2110 DIRECT DEPOSIT LIABILITIES	0.00
21100 FEDERAL WITHHOLDING TAX	0.00
2111 *DIRECT DEPOSIT LIABILITIES	0.01
21200 STATE WITHHOLDING TAX	0.00
21300 STATE UNEMPLOYMENT TAX	-259.06
21400 SOCIAL SECURITY/MEDICARE TAX	0.00
21500 AFLAC	0.00
21600 PERS CARE/MEDICAL INSURANCE	-419.57
21700 PERS RETIREMENT	0.00
21701 PERS DEFERRED COMPENSATION	0.00
21800 STATE DISABILITY INSURANCE	0.00
21900 UNION DUES DEDUCTIBLE	0.00

Humboldt Bay Harbor, Recreation & Conservation Dis

Balance Sheet

As of August 31, 2024

	TOTAL
Total Payroll tax & Withholding Liab	-3,291.24
Sales Tax Agency Payable	0.00
Total Other Current Liabilities	\$1,338,361.21
Total Current Liabilities	\$1,574,549.16
Long-Term Liabilities	
24001 Gound Lease Amortization	0.00
24003 Groundlease Current Offset	0.00
25000 DUE STATE OF CALIFORNIA	0.00
25100 NOTES PAYABLE- CMIA	0.00
25200 ENVIRONMENTAL REMEDIATION LIAB	0.00
25300 BOND PAYABLE - DEEP DREDGING	0.00
25400 Note Payable - No. Valley Bank	0.00
25500 OPEB Liability	139,510.00
25600 Note Payable-Coast Seafoods Co.	0.00
25700 BOND PAYABLE 2014 REFINANCING	1,323,030.15
25800 BBVA Loan Payable	854,830.41
25900 LESS CURRENT PORTION	-605,723.00
26000 CAPITAL LEASE PAYABLE	0.00
26100 Rate Stabilization Fund	5,208,000.00
27000 Net Pension Liability	1,488,345.00
27200 Deferred Inflows of PERS	70,872.00
27202 Deferred Inflows - Leases	3,547,189.00
Total Long-Term Liabilities	\$12,026,053.56
Total Liabilities	\$13,600,602.72
Equity	
3000 OPENING BALANCE EQUITY	0.00
30200 GOVT CONTRIBUTIONS MARINA	0.00
30201 ACCUM DEPR MARINA, EDA PORTION	0.00
30300 GOVT CNTRB/FL BOAT BLDG/RPR FAC	0.00
30301 ACCUM DEPR - FL BOAT BLDG & RPR	0.00
30400 GOVT CONTRIB - CA DEPT OF B&W	0.00
30401 ACCUM DEPR/SHELTER COVE B&W	0.00
30500 INVESTMENT IN FIXED ASSETS	11,208,910.72
30505 Change In Invest Fixed Assets	0.00
Total 30500 INVESTMENT IN FIXED ASSETS	11,208,910.72
30900 RESTRICTED FUND BALANCE	533,949.61
30901 Restricted Fd Bal-Curr Yr Chang	26,899.85
Total 30900 RESTRICTED FUND BALANCE	560,849.46

Humboldt Bay Harbor, Recreation & Conservation Dis

Balance Sheet

As of August 31, 2024

	TOTAL
31200 GENERAL FUND BALANCE	627,754.95
31000 FUND BALANCE - TIDELANDS TRUST	-813,768.21
31100 Designated for General Fd Reser	0.00
31108 Designated Bal-Curr Yr Change	0.00
Total 31100 Designated for General Fd Reser	0.00
31201 General Fund-Change is Restrict	-56,193.53
31205 General Fund Invest Fixed Asset	0.00
31208 General Fund Change in Designat	0.00
Total 31200 GENERAL FUND BALANCE	-242,206.79
3900 RETAINED EARNINGS	0.04
Net Income	-15,925.34
Total Equity	\$11,511,628.09
TOTAL LIABILITIES AND EQUITY	\$25,112,230.81

Humboldt Bay Harbor, Recreation & Conservation Dis

Profit and Loss

August 2024

	TOTAL	
	AUG 2024	JUL 2024 (PP)
Income		
Donations		
46519 Donations - Lighthouse	42.00	
Total Donations	42.00	
Dredging Revenue		
41318 Dredging Surcharge - T	20,589.02	21,427.45
Total Dredging Revenue	20,589.02	21,427.45
Fees		
40108 PERMITS-T	200.00	1,400.00
40808 Pilotage Services - T		360.18
41308.1 Poundage - T	1,176.98	
41818 Late Charges/Interest - T	3,825.00	4,200.00
Total Fees	5,201.98	5,960.18
Float Replacement Account		
41418 Float Replacement	6,510.83	6,789.98
Total Float Replacement Account	6,510.83	6,789.98
Grant Revenue		
Conservation Grants		
45208.3 Conservation Grants, Gov't - T		75,584.52
Total Conservation Grants		75,584.52
Total Grant Revenue		75,584.52
Harbor Surcharge		
40908 Harbor Improvement Surcharge-T	7,814.00	4,671.00
Total Harbor Surcharge	7,814.00	4,671.00
Interest Revenue		
43108 Interest Income - T	4,070.81	4,566.58
43109 Interest Income - NT	583.56	583.53
Total Interest Revenue	4,654.37	5,150.11
Other Revenue		
45908 Other Revenue - T	4.00	
45909 Other Revenue - NT	231.00	37,698.33
Total Other Revenue	235.00	37,698.33
Rent Income		
40218 Slip Rents - T	50,632.98	52,817.84
40318.1 Transient Rentals - T	3,687.45	2,753.41
40518 Equipment Rent - T		545.10
40519 Equipment Rent - NT	450.00	210.00
40709 FL BUILDING SPACE RENT G/NT	4,545.75	
40809 Yard Rent - NT	2,636.50	2,612.50

Humboldt Bay Harbor, Recreation & Conservation Dis

Profit and Loss

August 2024

	TOTAL	
	AUG 2024	JUL 2024 (PP)
41108 Rents, Tidelands Leases - T	34,882.64	29,662.85
41309 Storage - NT	2,682.45	3,305.65
41409 Upland Rent - NT	70,402.48	77,899.00
Total Rent Income	169,920.25	169,806.35
Sales		
40119 Concession Sales - NT	595.75	642.00
Total Sales	595.75	642.00
Tax Revenue		
43509 Property Tax Revenues	110,000.00	110,000.00
Total Tax Revenue	110,000.00	110,000.00
Utility Surcharge		
40409 Utility Surcharge - NT	9,705.21	9,551.48
40418 Utility Surcharge, Marina Dock	3,759.42	3,873.86
Total Utility Surcharge	13,464.63	13,425.34
Total Income	\$339,027.83	\$451,155.26
GROSS PROFIT	\$339,027.83	\$451,155.26
Expenses		
57018 Bank Service Charges	405.03	382.00
Accounting/Auditing Services		
52500 Accounting Fees - T	3,744.00	4,477.50
52508 Accounting Fees - NT	1,470.00	2,347.50
Total Accounting/Auditing Services	5,214.00	6,825.00
Advertising & Promotion		
51000 Advertising & Promotion - NT	194.23	259.48
51008 Advertising & Promotion - T	193.82	250.00
Total Advertising & Promotion	388.05	509.48
Communications		
51400 Communications - NT	1,431.30	969.58
51408 Communications - T	172.61	172.44
Total Communications	1,603.91	1,142.02
Conference & Meetings		
51500 Conferences & Meetings - NT	1,398.70	1,686.24
Total Conference & Meetings	1,398.70	1,686.24
Dredging Expense		
56708 Dredging - GT	200.00	676.25
56718 Dredging - MT		
Total Dredging Expense	200.00	676.25
Dues, Subscriptions & Licences		
51600 Dues & Subscriptions - NT	250.00	2,681.61

Humboldt Bay Harbor, Recreation & Conservation Dis

Profit and Loss

August 2024

	TOTAL	
	AUG 2024	JUL 2024 (PP)
51608 Dues & Subscriptions - T		125.25
Total Dues, Subscriptions & Licences	250.00	2,806.86
Engineering Services		
52400 Engineering Fees - NT	5,996.70	1,717.40
52408 Engineering Fees - T	12,338.38	38,580.69
Total Engineering Services	18,335.08	40,298.09
Fuel		
51200 Automotive, Fuel- NT	622.37	2,314.32
51218 Automotive, Fuel - T	1,166.89	1,213.24
Total Fuel	1,789.26	3,527.56
Grant Expenses		
Conservation Grant Expenses		
54408.3 Conservation Grant Exp	21,710.03	-21,710.03
Total Conservation Grant Expenses	21,710.03	-21,710.03
Harbor Grant Expenses		
54408.1 Harbor Grant Exp	1,516.22	1,770.29
Total Harbor Grant Expenses	1,516.22	1,770.29
Recreation Grant Expenses		
54408.2 Recreation Grant Exp	4,443.78	28,813.91
Total Recreation Grant Expenses	4,443.78	28,813.91
Total Grant Expenses	27,670.03	8,874.17
Insurance		
51800 Insurance - NT	14,663.96	51,010.10
51808 Insurance - T		-38.82
Total Insurance	14,663.96	50,971.28
Interest Expense		
55108 Interest Expense - T	4,156.00	148,684.61
55109 Interest Expense - NT	7,624.00	34,823.28
Total Interest Expense	11,780.00	183,507.89
Legal Services		
52300 Legal Fees - NT	8,759.38	3,052.50
52308 Legal Fees - T	883.12	990.00
Total Legal Services	9,642.50	4,042.50
Maintenance - Equipment		
51209 Automotive, Repairs - NT	1,362.78	
52710 Repairs & Maint, Equip - NT	285.07	
52718 Repairs & Maint, Equip - T	13.60	
Total Maintenance - Equipment	1,661.45	

Humboldt Bay Harbor, Recreation & Conservation Dis

Profit and Loss

August 2024

	TOTAL	
	AUG 2024	JUL 2024 (PP)
Maintenance - Facilities		
52708 Repairs & Maint, Facilities - T	2,142.65	5,599.49
52719 Repairs & Maint, Facilities - N	6,128.43	8,671.12
Total Maintenance - Facilities	8,271.08	14,270.61
Maintenance - IT		
57008 Maintenance, IT Equip - T	442.50	658.50
57009 Maintenance, IT Equip - NT	500.51	287.50
Total Maintenance - IT	943.01	946.00
Maintenance Supplies		
52010 Maintenance Supplies - NT	1,705.69	1,799.47
Total Maintenance Supplies	1,705.69	1,799.47
Office Supplies		
51900 Office Supplies - NT	5,320.40	2,013.72
51908 Office Supplies - T	887.76	428.83
Total Office Supplies	6,208.16	2,442.55
Permits		
51610 Permits - NT	248.08	
Total Permits	248.08	
Personnel Expenses		
Payroll Burden		
50500 Payroll Benefits, Other - NT	28,700.62	34,698.87
50508 Payroll Benefits, Other - T	8,707.91	11,577.41
6560 Workers' Comp	3,711.95	3,679.95
Total Payroll Burden	41,120.48	49,956.23
Salaries/Wages		
50100 Salaries & Wages - NT	84,481.49	111,650.25
Total Salaries/Wages	84,481.49	111,650.25
Total Personnel Expenses	125,601.97	161,606.48
Planning Services		
52200 Planning Fees - NT		1,087.50
52208 Planning Fees - T		412.50
Total Planning Services		1,500.00
Rent Expense		
54308 Redwood Terminal 2 Lease Expens	152.99	663.43
Total Rent Expense	152.99	663.43
Small Tools		
52800 Small Tools - NT	152.41	306.60
Total Small Tools	152.41	306.60

Humboldt Bay Harbor, Recreation & Conservation Dis

Profit and Loss

August 2024

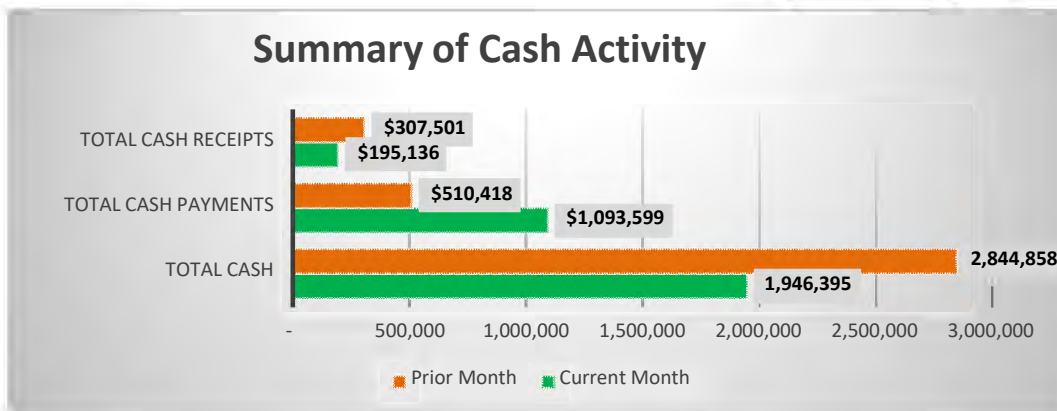
	TOTAL	
	AUG 2024	JUL 2024 (PP)
Utilities		
52909 Utilities - NT	21,967.47	8,701.00
52918 Utilities - T	6,617.69	7,123.95
53000 Water, Sewer, & Refuse - NT	15,656.34	6,460.46
53008 Water, Sewer, & Refuse - T	12,511.68	0.00
Total Utilities	56,753.18	22,285.41
Total Expenses	\$295,038.54	\$511,069.89
NET OPERATING INCOME	\$43,989.29	\$ -59,914.63
NET INCOME	\$43,989.29	\$ -59,914.63

HUMBOLDT BAY HARBOR, RECREATION, AND CONSERVATION DISTRICT

Monthly Cash Flow Analysis

For The Months Ended September 30, 2024 and August 31, 2024

	<u>9/30/24</u>	<u>8/31/24</u>
<u>Account Balances</u>		
Checking	\$ 61,377	\$ 86,079
Savings	582,458	1,456,131
County Treasury	1,301,355	1,301,355
Cash on hand	1,205	1,293
Total Cash	1,946,395	2,844,858
Add: Unrestricted cash contribution for Marina surcharges	90,593	
Less: Restricted cash for Marina surcharges		(560,850)
Unrestricted Cash	2,036,988	2,284,008
Less: Unexpended grant proceeds and Nordic deposits included in cash above	(279,703)	(283,750)
Cash Available (Deficit), excluding Marina surcharges and unexpended grant proceeds and deposits	1,757,285	2,000,258
 <u>Change in Cash Balance</u>		
Balance, Beginning of Month	\$ 2,844,858	\$ 3,047,775
Monthly Deposits	195,136	307,501
Monthly Payments	(1,093,599)	(510,418)
Balance, End of Month	<u>\$ 1,946,395</u>	<u>\$ 2,844,858</u>
 <u>Monthly Expenses Summary</u>		
Significant Individual Expenses:		
Redwood Community Action Agency	\$ 169,081	\$ 182,648
Woodley Island Marina maintenance dredging	675,000	
SHN Consulting Engineers	19,598	40,974
Sub-total, Significance/Unusual Expenses	863,679	223,622
General operating expenses and other misc. expense	229,920	286,796
Total Cash Payments	<u>\$ 1,093,599</u>	<u>\$ 510,418</u>
 <u>Monthly Deposits Summary</u>		
Significant Individual Revenues:		
CalTrans - Office of Clean CA		\$ 77,093
Nordic Aquafarms, Inc.		65,101
Sub-total, Significant/Unusual Revenues	-	142,195
General revenues	195,136	165,306
Total Cash Receipts	<u>\$ 195,136</u>	<u>\$ 307,501</u>



Humboldt Bay Harbor, Recreation & Conservation Dis

Balance Sheet

As of September 30, 2024

	TOTAL
ASSETS	
Current Assets	
Bank Accounts	
10000 PETTY CASH ON HAND	150.00
10100 CHANGE FUND ON HAND	300.00
10111 COIN MACHINE FUND	730.00
10200 CASH IN BANK, CHECKING	7,215.23
10200.1 Cash in PNC, Checking	54,161.88
10400 CASH IN COUNTY - FUND 2720	1,263,731.49
10500 CASH IN COUNTY - FUND 3872	37,623.49
10600.1 Cash in bank, Tariff PNC	564,998.91
10700.1 Cash in bank, Water PNC	17,458.68
10901 UNEXPENDED MARINA SURCHARGES	-90,592.52
10902 UNEXP SURCHARGES AVAIL CASH ADJ	0.00
10903 RESTRICTED CASH	90,592.52
Total Bank Accounts	\$1,946,369.68
Accounts Receivable	
12000 ACCTS RECEIVABLE	693,849.75
Total Accounts Receivable	\$693,849.75
Other Current Assets	
11200 US TREASURY BONDS	0.00
12001 OTHER RECEIVABLES	225,045.82
12002 DOUBTFUL ACCOUNTS RECEIVABLE	0.00
12100 ALLOW FOR BAD DEBTS	-34,817.32
12200 TAXES RECEIVABLE	330,000.00
12300 INTEREST RECEIVABLE	16,750.00
12600 Note Receivable - NMTC	0.00
12700 PREPAID EXPENSES	210,260.05
12750 Refunds Receivable	0.00
12800 LEASE RECEIVABLE	0.00
12900 Accounts Receivable FSM	0.00
1499 Undeposited Funds	24.85
Total Other Current Assets	\$747,263.40
Total Current Assets	\$3,387,482.83
Fixed Assets	
14800 SHIPWRECK PROPERTY	50,088.05
14900 DOG RANCH PROPERTY	7,507.70
16999 Combined Expense Pending Transf	0.00

Humboldt Bay Harbor, Recreation & Conservation Dis

Balance Sheet

As of September 30, 2024

	TOTAL
<hr/>	
CAPITAL ASSETS, NET	
14910 SAMOA PROPERTY	208,149.00
14930 TOWN OF SAMOA PROPERTY	3,007,851.23
14940 BAY STREET PROPERTY	35,000.00
15000 AUTOMOTIVE EQUIPMENT	95,639.08
15100 OFFICE EQUIPMENT	193,303.88
15200 OPERATING EQUIPMENT	314,098.74
15400 1998 MARINA DREDGING PROJECT	0.00
15500 MARINA, RESTAURANT COMPLEX	0.00
15600 MARINA	10,529,004.29
15700 FL BOAT BLDG & REPAIR FACILITY	4,302,259.53
15800 SHELTER COVE	2,386,247.10
15900 DREDGING COSTS	215,226.78
16000 KING SALMON	15,143.99
16100 MARINA DREDGE,CONSTR IN PROGRES	3,040,831.23
16400 REDWOOD DOCK PROPERTY	3,010,194.30
16500 HOMELAND SECURITY EQUIPMENT	2,254,007.60
16600 TABLE BLUFF LIGHTHOUSE	361.44
16700 AQUAPONICS PILOT FACILITY	96,036.61
16800 REDWOOD TERMINAL 2	4,941,769.69
16900 Dredge	1,215,423.27
17000 ACCUMULATED DEPRECIATION	-19,379,922.17
Total CAPITAL ASSETS, NET	16,480,625.59
Total Fixed Assets	\$16,538,221.34
Other Assets	
12400 BNY LOAN RECEIVBLE	0.00
15300 CONSTRUCTION IN PROGRESS	0.00
18000 DEPOSITS	0.00
18500 OTHER DEFERRED ASSETS	0.00
18700 Deferred Lease Asset	3,775,823.00
19000 Deferred Outflows of PERS	626,726.52
Total Other Assets	\$4,402,549.52
TOTAL ASSETS	\$24,328,253.69
<hr/>	
LIABILITIES AND EQUITY	
Liabilities	
Current Liabilities	
Accounts Payable	
20000 ACCOUNTS PAYABLE	53,760.19
Total Accounts Payable	\$53,760.19
Credit Cards	
20112 US Bank Visa	3,203.68

Humboldt Bay Harbor, Recreation & Conservation Dis

Balance Sheet

As of September 30, 2024

	TOTAL
Total Credit Cards	\$3,203.68
Other Current Liabilities	
20000.1 ACCOUNTS PAYABLE YR END ADJUST	0.00
20100 LEASE PAYABLE TO HBDA	0.00
20200 NOTES PAYABLE	605,723.00
20400 ACCRUED WAGES PAYABLE	33,573.50
20500 ACCRUED INTEREST	35,340.00
20600 ACCRUED VACATION PAYABLE	49,309.60
20700 ACCRUED SICK LEAVE PAYABLE	1,646.81
20800 DEPOSITS ON HAND	0.00
20801 KEY DEPOSITS ON HAND	18,540.00
20802 PLUG DEPOSITS ON HAND	1,230.00
20803 SLIP DEPOSITS ON HAND	59,149.84
20804 STORAGE DEPOSITS	4,271.15
20805 CONF. ROOM DEPOSITS	0.00
20806 LEASE SECURITY DEPOSIT	99,623.92
20807 STORAGE DEPOSIT - REDWOOD DOCK	2,943.31
20808 WAIT LIST DEPOSIT	5,625.00
20809 HAUL OUT DEPOSIT	0.00
Total 20800 DEPOSITS ON HAND	191,383.22
22000 DEFERRED LEASE INCOME	0.00
24000 Ground Lease Deferred Income	0.00
24002 Groundlease Current Def Income	0.00
27201 Deferred Inflows - OPEB	717.00
28000 DEFERRED INCOME	158,858.89
28400 DEFERREDINCOMECalTrans Spartina	155,720.08
28402 DEFERREDINCOME CalTrans Eelgrass	117,983.00
28500 OTHER DEFERRED CREDITS	0.00
Payroll tax & Withholding Liab	
2100 PAYROLL LIABILITIES	-3,493.80
21000 WAGE GARNISHES	0.00
2110 DIRECT DEPOSIT LIABILITIES	0.00
21100 FEDERAL WITHHOLDING TAX	0.00
2111 *DIRECT DEPOSIT LIABILITIES	0.01
21200 STATE WITHHOLDING TAX	-0.03
21300 STATE UNEMPLOYMENT TAX	-196.06
21400 SOCIAL SECURITY/MEDICARE TAX	0.00
21500 AFLAC	0.00
21600 PERS CARE/MEDICAL INSURANCE	-858.71
21700 PERS RETIREMENT	-0.93
21701 PERS DEFERRED COMPENSATION	0.00
21800 STATE DISABILITY INSURANCE	0.00
21900 UNION DUES DEDUCTIBLE	0.00

Humboldt Bay Harbor, Recreation & Conservation Dis

Balance Sheet

As of September 30, 2024

	TOTAL
Total Payroll tax & Withholding Liab	-4,549.52
Sales Tax Agency Payable	0.00
Total Other Current Liabilities	\$1,345,705.58
Total Current Liabilities	\$1,402,669.45
Long-Term Liabilities	
24001 Gound Lease Amortization	0.00
24003 Groundlease Current Offset	0.00
25000 DUE STATE OF CALIFORNIA	0.00
25100 NOTES PAYABLE- CMIA	0.00
25200 ENVIRONMENTAL REMEDIATION LIAB	0.00
25300 BOND PAYABLE - DEEP DREDGING	0.00
25400 Note Payable - No. Valley Bank	0.00
25500 OPEB Liability	139,510.00
25600 Note Payable-Coast Seafoods Co.	0.00
25700 BOND PAYABLE 2014 REFINANCING	1,323,030.15
25800 BBVA Loan Payable	854,830.41
25900 LESS CURRENT PORTION	-605,723.00
26000 CAPITAL LEASE PAYABLE	0.00
26100 Rate Stabilization Fund	5,208,000.00
27000 Net Pension Liability	1,488,345.00
27200 Deferred Inflows of PERS	70,872.00
27202 Deferred Inflows - Leases	3,547,189.00
Total Long-Term Liabilities	\$12,026,053.56
Total Liabilities	\$13,428,723.01
Equity	
3000 OPENING BALANCE EQUITY	0.00
30200 GOVT CONTRIBUTIONS MARINA	0.00
30201 ACCUM DEPR MARINA, EDA PORTION	0.00
30300 GOVT CNTRB/FL BOAT BLDG/RPR FAC	0.00
30301 ACCUM DEPR - FL BOAT BLDG & RPR	0.00
30400 GOVT CONTRIB - CA DEPT OF B&W	0.00
30401 ACCUM DEPR/SHELTER COVE B&W	0.00
30500 INVESTMENT IN FIXED ASSETS	11,208,910.72
30505 Change In Invest Fixed Assets	0.00
Total 30500 INVESTMENT IN FIXED ASSETS	11,208,910.72
30900 RESTRICTED FUND BALANCE	533,949.61
30901 Restricted Fd Bal-Curr Yr Chang	-624,542.56
Total 30900 RESTRICTED FUND BALANCE	-90,592.95

Humboldt Bay Harbor, Recreation & Conservation Dis

Balance Sheet

As of September 30, 2024

	TOTAL
31200 GENERAL FUND BALANCE	627,754.95
31000 FUND BALANCE - TIDELANDS TRUST	-813,768.21
31100 Designated for General Fd Reser	0.00
31108 Designated Bal-Curr Yr Change	0.00
Total 31100 Designated for General Fd Reser	0.00
31201 General Fund-Change is Restrict	595,248.88
31205 General Fund Invest Fixed Asset	0.00
31208 General Fund Change in Designat	0.00
Total 31200 GENERAL FUND BALANCE	409,235.62
3900 RETAINED EARNINGS	0.04
Net Income	-628,022.75
Total Equity	\$10,899,530.68
TOTAL LIABILITIES AND EQUITY	\$24,328,253.69

Humboldt Bay Harbor, Recreation & Conservation Dis

Profit and Loss

September 2024

	TOTAL	
	SEP 2024	AUG 2024 (PP)
Income		
52708.1 Discount	14.17	
Donations		
46519 Donations - Lighthouse		42.00
Total Donations		42.00
Dredging Revenue		
41318 Dredging Surcharge - T	19,250.87	20,589.02
Total Dredging Revenue	19,250.87	20,589.02
Fees		
40108 PERMITS-T	100.00	200.00
41308.1 Poundage - T	5.55	1,176.98
41818 Late Charges/Interest - T	4,300.00	3,825.00
41819 Late Charges/Interest - NT	150.00	
45608 Chevron - Ports O&M - T	8,087.50	
Total Fees	12,643.05	5,201.98
Float Replacement Account		
41418 Float Replacement	6,059.22	6,510.83
Total Float Replacement Account	6,059.22	6,510.83
Harbor Surcharge		
40908 Harbor Improvement Surcharge-T	23,859.57	7,814.00
Total Harbor Surcharge	23,859.57	7,814.00
Interest Revenue		
43108 Interest Income - T	2,327.07	4,070.81
43109 Interest Income - NT	583.51	583.56
Total Interest Revenue	2,910.58	4,654.37
Other Revenue		
45908 Other Revenue - T	1.00	4.00
45909 Other Revenue - NT	456.94	231.00
Total Other Revenue	457.94	235.00
Rent Income		
40218 Slip Rents - T	48,010.17	50,632.98
40318.1 Transient Rentals - T	1,257.59	3,687.45
40519 Equipment Rent - NT	350.00	450.00
40709 FL BUILDING SPACE RENT G/NT	4,545.75	4,545.75
40809 Yard Rent - NT	2,636.50	2,636.50
41108 Rents, Tidelands Leases - T	20,871.31	34,882.64
41309 Storage - NT	3,231.53	2,682.45
41409 Upland Rent - NT	72,364.92	70,402.48
Total Rent Income	153,267.77	169,920.25

Humboldt Bay Harbor, Recreation & Conservation Dis

Profit and Loss

September 2024

	TOTAL	
	SEP 2024	AUG 2024 (PP)
Sales		
40119 Concession Sales - NT	620.75	595.75
Total Sales	620.75	595.75
Tax Revenue		
43509 Property Tax Revenues	110,000.00	110,000.00
Total Tax Revenue	110,000.00	110,000.00
Utility Surcharge		
40409 Utility Surcharge - NT	2,932.59	9,705.21
40418 Utility Surcharge, Marina Dock	3,088.17	3,759.42
Total Utility Surcharge	6,020.76	13,464.63
Total Income	\$335,104.68	\$339,027.83
GROSS PROFIT	\$335,104.68	\$339,027.83
Expenses		
57018 Bank Service Charges	410.28	405.03
Accounting/Auditing Services		
52500 Accounting Fees - T	3,438.00	3,744.00
52508 Accounting Fees - NT	1,146.00	1,470.00
Total Accounting/Auditing Services	4,584.00	5,214.00
Advertising & Promotion		
51000 Advertising & Promotion - NT		194.23
51008 Advertising & Promotion - T		193.82
Total Advertising & Promotion		388.05
Communications		
51400 Communications - NT	1,184.97	1,431.30
51408 Communications - T	172.44	172.61
Total Communications	1,357.41	1,603.91
Conference & Meetings		
51500 Conferences & Meetings - NT	345.52	1,398.70
Total Conference & Meetings	345.52	1,398.70
Dredging Expense		
55608 Dredging Expense - T	0.00	
56708 Dredging - GT		200.00
56718 Dredging - MT	675,000.00	
Total Dredging Expense	675,000.00	200.00
Dues, Subscriptions & Licences		
51600 Dues & Subscriptions - NT		250.00
51608 Dues & Subscriptions - T	500.00	
Total Dues, Subscriptions & Licences	500.00	250.00

Humboldt Bay Harbor, Recreation & Conservation Dis

Profit and Loss

September 2024

	TOTAL	
	SEP 2024	AUG 2024 (PP)
Engineering Services		
52400 Engineering Fees - NT	8,023.05	5,996.70
52408 Engineering Fees - T	6,276.85	12,338.38
Total Engineering Services	14,299.90	18,335.08
Fuel		
51200 Automotive, Fuel- NT	693.38	622.37
51208 Vessel Fuel	483.20	
51218 Automotive, Fuel - T	693.38	1,166.89
Total Fuel	1,869.96	1,789.26
Grant Expenses		
Conservation Grant Expenses		
54408.3 Conservation Grant Exp		21,710.03
Total Conservation Grant Expenses		21,710.03
Harbor Grant Expenses		
54408.1 Harbor Grant Exp	381.81	1,516.22
Total Harbor Grant Expenses	381.81	1,516.22
Recreation Grant Expenses		
54408.2 Recreation Grant Exp	21,735.04	4,443.78
Total Recreation Grant Expenses	21,735.04	4,443.78
Total Grant Expenses	22,116.85	27,670.03
Insurance		
51800 Insurance - NT	12,403.33	14,663.96
51808 Insurance - T	19,037.17	
Total Insurance	31,440.50	14,663.96
Interest Expense		
55108 Interest Expense - T	4,156.00	4,156.00
55109 Interest Expense - NT	7,624.00	7,624.00
Total Interest Expense	11,780.00	11,780.00
Legal Services		
52300 Legal Fees - NT	8,922.97	8,759.38
52308 Legal Fees - T	630.00	883.12
Total Legal Services	9,552.97	9,642.50
Maintenance - Equipment		
51209 Automotive, Repairs - NT	1,324.48	1,362.78
52710 Repairs & Maint, Equip - NT	168.23	285.07
52718 Repairs & Maint, Equip - T	353.42	13.60
Total Maintenance - Equipment	1,846.13	1,661.45

Humboldt Bay Harbor, Recreation & Conservation Dis

Profit and Loss

September 2024

	TOTAL	
	SEP 2024	AUG 2024 (PP)
Maintenance - Facilities		
52708 Repairs & Maint, Facilities - T	6,507.20	2,142.65
52719 Repairs & Maint, Facilities - N	2,253.81	6,128.43
Total Maintenance - Facilities	8,761.01	8,271.08
Maintenance - IT		
57008 Maintenance, IT Equip - T	666.00	442.50
57009 Maintenance, IT Equip - NT	287.50	500.51
Total Maintenance - IT	953.50	943.01
Maintenance Supplies		
52010 Maintenance Supplies - NT	2,055.97	1,705.69
Total Maintenance Supplies	2,055.97	1,705.69
Office Supplies		
51900 Office Supplies - NT	6,089.44	5,320.40
51908 Office Supplies - T	526.49	887.76
Total Office Supplies	6,615.93	6,208.16
Other Expenses		
55419 Other Expenses - NT	1,212.00	
Total Other Expenses	1,212.00	
Other Professional/Outside Serv		
52109 Outside Services, Other - NT	2,524.00	
Total Other Professional/Outside Serv	2,524.00	
Permits		
51610 Permits - NT		248.08
Total Permits		248.08
Personnel Expenses		
Payroll Burden		
50500 Payroll Benefits, Other - NT	26,854.31	28,700.62
50508 Payroll Benefits, Other - T	7,458.64	8,707.91
6560 Workers' Comp	3,602.04	3,711.95
Total Payroll Burden	37,914.99	41,120.48
Salaries/Wages		
50100 Salaries & Wages - NT	76,947.75	84,481.49
Total Salaries/Wages	76,947.75	84,481.49
Total Personnel Expenses	114,862.74	125,601.97
Rent Expense		
54308 Redwood Terminal 2 Lease Expens	675.09	152.99
Total Rent Expense	675.09	152.99

Humboldt Bay Harbor, Recreation & Conservation Dis

Profit and Loss

September 2024

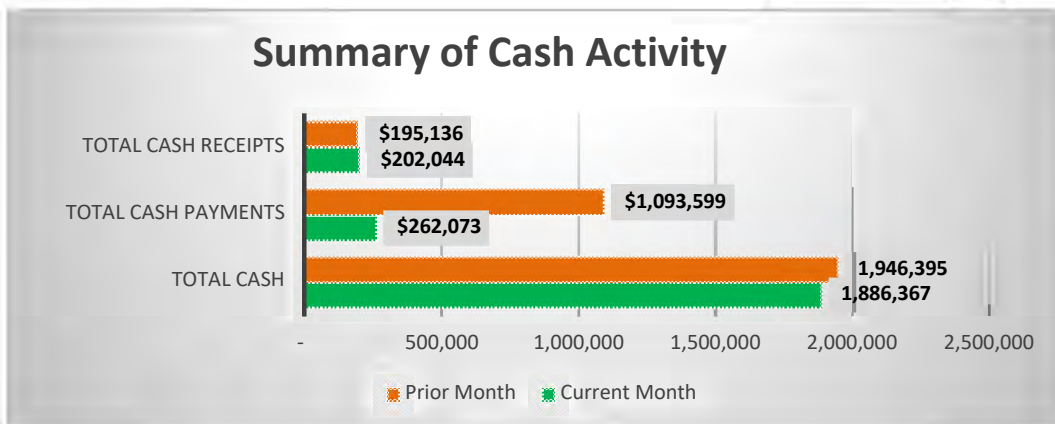
	TOTAL	
	SEP 2024	AUG 2024 (PP)
Small Tools		
52800 Small Tools - NT		152.41
Total Small Tools		152.41
Utilities		
52909 Utilities - NT	17,580.87	21,967.47
52918 Utilities - T	6,010.90	6,617.69
53000 Water, Sewer, & Refuse - NT	8,213.54	15,656.34
53008 Water, Sewer, & Refuse - T	2,633.02	12,511.68
Total Utilities	34,438.33	56,753.18
Total Expenses	\$947,202.09	\$295,038.54
NET OPERATING INCOME	\$ -612,097.41	\$43,989.29
NET INCOME	\$ -612,097.41	\$43,989.29

HUMBOLDT BAY HARBOR, RECREATION, AND CONSERVATION DISTRICT

Monthly Cash Flow Analysis

For The Months Ended October 31, 2024 and September 30, 2024

	<u>10/31/24</u>	<u>9/30/24</u>
<u>Account Balances</u>		
Checking	\$ 52,487	\$ 61,377
Savings	530,758	582,458
County Treasury	1,301,355	1,301,355
Cash on hand	1,767	1,205
Total Cash	<u>1,886,367</u>	<u>1,946,395</u>
Add: Unrestricted cash used for Marina surcharges	65,957	90,593
Unrestricted Cash	<u>1,952,324</u>	<u>2,036,988</u>
Less: Unexpended grant proceeds and Nordic deposits included in cash above	(606,341)	(279,703)
Cash Available (Deficit), excluding Marina surcharges and unexpended grant proceeds and deposits	<u>1,345,983</u>	<u>1,757,285</u>
 <u>Change in Cash Balance</u>		
Balance, Beginning of Month	\$ 1,946,395	\$ 2,844,858
Monthly Deposits	202,044	195,136
Monthly Payments	(262,073)	(1,093,599)
Balance, End of Month	<u>\$ 1,886,367</u>	<u>\$ 1,946,395</u>
 <u>Monthly Expenses Summary</u>		
Significant Individual Expenses:		
Humboldt Bay Solar Fund LLC		
Redwood Community Action Agency	\$ 80,542	\$ 169,081
Woodley Island Marina maintenance dredging		675,000
SHN Consulting Engineers	14,300	19,598
Sub-total, Significance/Unusual Expenses	94,842	863,679
General operating expenses and other misc. expense	167,231	229,920
Total Cash Payments	<u>\$ 262,073</u>	<u>\$ 1,093,599</u>
 <u>Monthly Deposits Summary</u>		
Significant Individual Revenues:		
Sub-total, Significant/Unusual Revenues		
	-	-
General revenues	202,044	195,136
Total Cash Receipts	<u>\$ 202,044</u>	<u>\$ 195,136</u>



Humboldt Bay Harbor, Recreation & Conservation Dis

Balance Sheet

As of October 31, 2024

	TOTAL
ASSETS	
Current Assets	
Bank Accounts	
10000 PETTY CASH ON HAND	150.00
10100 CHANGE FUND ON HAND	300.00
10111 COIN MACHINE FUND	730.00
10200 CASH IN BANK, CHECKING	10,789.17
10200.1 Cash in PNC, Checking	41,696.74
10400 CASH IN COUNTY - FUND 2720	1,263,731.49
10500 CASH IN COUNTY - FUND 3872	37,623.49
10600.1 Cash in bank, Tariff PNC	502,875.98
10700.1 Cash in bank, Water PNC	27,881.77
10901 UNEXPENDED MARINA SURCHARGES	-65,956.78
10902 UNEXP SURCHARGES AVAIL CASH ADJ	0.00
10903 RESTRICTED CASH	65,956.78
Total Bank Accounts	\$1,885,778.64
Accounts Receivable	
12000 ACCTS RECEIVABLE	1,216,292.54
Total Accounts Receivable	\$1,216,292.54
Other Current Assets	
11200 US TREASURY BONDS	0.00
12001 OTHER RECEIVABLES	225,045.82
12002 DOUBTFUL ACCOUNTS RECEIVABLE	0.00
12100 ALLOW FOR BAD DEBTS	-34,817.32
12200 TAXES RECEIVABLE	440,000.00
12300 INTEREST RECEIVABLE	17,750.00
12600 Note Receivable - NMTC	0.00
12700 PREPAID EXPENSES	197,498.61
12750 Refunds Receivable	0.00
12800 LEASE RECEIVABLE	0.00
12900 Accounts Receivable FSM	0.00
1499 Undeposited Funds	587.10
Total Other Current Assets	\$846,064.21
Total Current Assets	\$3,948,135.39
Fixed Assets	
14800 SHIPWRECK PROPERTY	50,088.05
14900 DOG RANCH PROPERTY	7,507.70
16999 Combined Expense Pending Transf	0.00

Humboldt Bay Harbor, Recreation & Conservation Dis

Balance Sheet

As of October 31, 2024

	TOTAL
CAPITAL ASSETS, NET	
14910 SAMOA PROPERTY	208,149.00
14930 TOWN OF SAMOA PROPERTY	3,007,851.23
14940 BAY STREET PROPERTY	35,000.00
15000 AUTOMOTIVE EQUIPMENT	95,639.08
15100 OFFICE EQUIPMENT	193,303.88
15200 OPERATING EQUIPMENT	314,098.74
15400 1998 MARINA DREDGING PROJECT	0.00
15500 MARINA, RESTAURANT COMPLEX	0.00
15600 MARINA	10,529,004.29
15700 FL BOAT BLDG & REPAIR FACILITY	4,302,259.53
15800 SHELTER COVE	2,386,247.10
15900 DREDGING COSTS	215,226.78
16000 KING SALMON	15,143.99
16100 MARINA DREDGE,CONSTR IN PROGRES	3,040,831.23
16400 REDWOOD DOCK PROPERTY	3,010,194.30
16500 HOMELAND SECURITY EQUIPMENT	2,254,007.60
16600 TABLE BLUFF LIGHTHOUSE	361.44
16700 AQUAPONICS PILOT FACILITY	96,036.61
16800 REDWOOD TERMINAL 2	4,941,769.69
16900 Dredge	1,215,423.27
17000 ACCUMULATED DEPRECIATION	-19,379,922.17
Total CAPITAL ASSETS, NET	16,480,625.59
Total Fixed Assets	\$16,538,221.34
Other Assets	
12400 BNY LOAN RECEIVBLE	0.00
15300 CONSTRUCTION IN PROGRESS	0.00
18000 DEPOSITS	0.00
18500 OTHER DEFERRED ASSETS	0.00
18700 Deferred Lease Asset	3,775,823.00
19000 Deferred Outflows of PERS	626,726.52
Total Other Assets	\$4,402,549.52
TOTAL ASSETS	\$24,888,906.25
LIABILITIES AND EQUITY	
Liabilities	
Current Liabilities	
Accounts Payable	
20000 ACCOUNTS PAYABLE	1,598,465.85
Total Accounts Payable	\$1,598,465.85
Credit Cards	
20112 US Bank Visa	3,080.11

Humboldt Bay Harbor, Recreation & Conservation Dis

Balance Sheet

As of October 31, 2024

	TOTAL
Total Credit Cards	\$3,080.11
Other Current Liabilities	
20000.1 ACCOUNTS PAYABLE YR END ADJUST	0.00
20100 LEASE PAYABLE TO HBDA	0.00
20200 NOTES PAYABLE	605,723.00
20400 ACCRUED WAGES PAYABLE	33,573.50
20500 ACCRUED INTEREST	47,120.00
20600 ACCRUED VACATION PAYABLE	49,309.60
20700 ACCRUED SICK LEAVE PAYABLE	1,646.81
20800 DEPOSITS ON HAND	0.00
20801 KEY DEPOSITS ON HAND	18,620.00
20802 PLUG DEPOSITS ON HAND	1,330.00
20803 SLIP DEPOSITS ON HAND	55,199.09
20804 STORAGE DEPOSITS	4,271.15
20805 CONF. ROOM DEPOSITS	0.00
20806 LEASE SECURITY DEPOSIT	99,623.92
20807 STORAGE DEPOSIT - REDWOOD DOCK	2,943.31
20808 WAIT LIST DEPOSIT	5,850.00
20809 HAUL OUT DEPOSIT	0.00
Total 20800 DEPOSITS ON HAND	187,837.47
22000 DEFERRED LEASE INCOME	0.00
24000 Ground Lease Deferred Income	0.00
24002 Groundlease Current Def Income	0.00
27201 Deferred Inflows - OPEB	717.00
28000 DEFERRED INCOME	158,858.89
28400 DEFERREDINCOMECalTrans Spartina	482,358.14
28402 DEFERREDINCOME CalTrans Eelgrass	117,983.00
28500 OTHER DEFERRED CREDITS	0.00
Payroll tax & Withholding Liab	
2100 PAYROLL LIABILITIES	-2,106.87
21000 WAGE GARNISHES	0.00
2110 DIRECT DEPOSIT LIABILITIES	0.00
21100 FEDERAL WITHHOLDING TAX	0.00
2111 *DIRECT DEPOSIT LIABILITIES	0.01
21200 STATE WITHHOLDING TAX	-0.03
21300 STATE UNEMPLOYMENT TAX	-180.14
21400 SOCIAL SECURITY/MEDICARE TAX	-0.01
21500 AFLAC	0.00
21600 PERS CARE/MEDICAL INSURANCE	-858.71
21700 PERS RETIREMENT	-0.93
21701 PERS DEFERRED COMPENSATION	0.00
21800 STATE DISABILITY INSURANCE	0.00
21900 UNION DUES DEDUCTIBLE	0.00

Humboldt Bay Harbor, Recreation & Conservation Dis

Balance Sheet

As of October 31, 2024

	TOTAL
Total Payroll tax & Withholding Liab	-3,146.68
Sales Tax Agency Payable	0.00
Total Other Current Liabilities	\$1,681,980.73
Total Current Liabilities	\$3,283,526.69
Long-Term Liabilities	
24001 Gound Lease Amortization	0.00
24003 Groundlease Current Offset	0.00
25000 DUE STATE OF CALIFORNIA	0.00
25100 NOTES PAYABLE- CMIA	0.00
25200 ENVIRONMENTAL REMEDIATION LIAB	0.00
25300 BOND PAYABLE - DEEP DREDGING	0.00
25400 Note Payable - No. Valley Bank	0.00
25500 OPEB Liability	139,510.00
25600 Note Payable-Coast Seafoods Co.	0.00
25700 BOND PAYABLE 2014 REFINANCING	1,323,030.15
25800 BBVA Loan Payable	854,830.41
25900 LESS CURRENT PORTION	-605,723.00
26000 CAPITAL LEASE PAYABLE	0.00
26100 Rate Stabilization Fund	5,208,000.00
27000 Net Pension Liability	1,488,345.00
27200 Deferred Inflows of PERS	70,872.00
27202 Deferred Inflows - Leases	3,547,189.00
Total Long-Term Liabilities	\$12,026,053.56
Total Liabilities	\$15,309,580.25
Equity	
3000 OPENING BALANCE EQUITY	0.00
30200 GOVT CONTRIBUTIONS MARINA	0.00
30201 ACCUM DEPR MARINA, EDA PORTION	0.00
30300 GOVT CNTRB/FL BOAT BLDG/RPR FAC	0.00
30301 ACCUM DEPR - FL BOAT BLDG & RPR	0.00
30400 GOVT CONTRIB - CA DEPT OF B&W	0.00
30401 ACCUM DEPR/SHELTER COVE B&W	0.00
30500 INVESTMENT IN FIXED ASSETS	11,208,910.72
30505 Change In Invest Fixed Assets	0.00
Total 30500 INVESTMENT IN FIXED ASSETS	11,208,910.72
30900 RESTRICTED FUND BALANCE	533,949.61
30901 Restricted Fd Bal-Curr Yr Chang	-599,906.82
Total 30900 RESTRICTED FUND BALANCE	-65,957.21

Humboldt Bay Harbor, Recreation & Conservation Dis

Balance Sheet

As of October 31, 2024

	TOTAL
31200 GENERAL FUND BALANCE	627,754.95
31000 FUND BALANCE - TIDELANDS TRUST	-813,768.21
31100 Designated for General Fd Reser	0.00
31108 Designated Bal-Curr Yr Change	0.00
Total 31100 Designated for General Fd Reser	0.00
31201 General Fund-Change is Restrict	570,613.14
31205 General Fund Invest Fixed Asset	0.00
31208 General Fund Change in Designat	0.00
Total 31200 GENERAL FUND BALANCE	384,599.88
3900 RETAINED EARNINGS	0.04
Net Income	-1,948,227.43
Total Equity	\$9,579,326.00
TOTAL LIABILITIES AND EQUITY	\$24,888,906.25

Humboldt Bay Harbor, Recreation & Conservation Dis

Profit and Loss

October 2024

	TOTAL	
	OCT 2024	SEP 2024 (PP)
Income		
52708.1 Discount	10.41	14.17
Dredging Revenue		
41318 Dredging Surcharge - T	18,819.23	19,250.87
Total Dredging Revenue	18,819.23	19,250.87
Fees		
40108 PERMITS-T		100.00
40808 Pilotage Services - T	591.36	
41308.1 Poundage - T	167.34	5.55
41818 Late Charges/Interest - T	4,175.00	4,300.00
41819 Late Charges/Interest - NT	60.00	150.00
45608 Chevron - Ports O&M - T		8,087.50
Total Fees	4,993.70	12,643.05
Float Replacement Account		
41418 Float Replacement	5,916.51	6,059.22
Total Float Replacement Account	5,916.51	6,059.22
Grant Revenue		
Conservation Grants		
45208.3 Conservation Grants, Gov't - T	118,364.85	
Total Conservation Grants	118,364.85	
Harbor Grants		
45208.1 Harbor Grants, Gov't - T	13,650.09	
Total Harbor Grants	13,650.09	
Total Grant Revenue	132,014.94	
Harbor Surcharge		
40908 Harbor Improvement Surcharge-T	6,645.00	23,859.57
Total Harbor Surcharge	6,645.00	23,859.57
Interest Revenue		
43108 Interest Income - T	1,482.44	2,327.07
43109 Interest Income - NT	583.40	583.51
Total Interest Revenue	2,065.84	2,910.58
Other Revenue		
45908 Other Revenue - T	3.00	1.00
45909 Other Revenue - NT	36,983.53	456.94
Total Other Revenue	36,986.53	457.94
Rent Income		
40218 Slip Rents - T	46,358.14	48,010.17
40318.1 Transient Rentals - T	3,042.14	1,257.59
40518 Equipment Rent - T	1,386.01	

Humboldt Bay Harbor, Recreation & Conservation Dis

Profit and Loss

October 2024

	TOTAL	
	OCT 2024	SEP 2024 (PP)
40519 Equipment Rent - NT	230.00	350.00
40709 FL BUILDING SPACE RENT G/NT	4,545.75	4,545.75
40809 Yard Rent - NT	2,636.50	2,636.50
41108 Rents, Tidelands Leases - T	30,563.60	20,871.31
41309 Storage - NT	2,506.20	3,231.53
41409 Upland Rent - NT	72,999.83	72,364.92
Total Rent Income	164,268.17	153,267.77
Sales		
40119 Concession Sales - NT	518.75	620.75
Total Sales	518.75	620.75
Tax Revenue		
43509 Property Tax Revenues	110,000.00	110,000.00
Total Tax Revenue	110,000.00	110,000.00
Utility Surcharge		
40409 Utility Surcharge - NT	17,309.59	2,932.59
40418 Utility Surcharge, Marina Dock	6,143.29	3,088.17
Total Utility Surcharge	23,452.88	6,020.76
Total Income	\$505,691.96	\$335,104.68
GROSS PROFIT	\$505,691.96	\$335,104.68
Expenses		
57018 Bank Service Charges	404.86	410.28
Accounting/Auditing Services		
52500 Accounting Fees - T	7,451.70	3,438.00
52508 Accounting Fees - NT	2,483.90	1,146.00
Total Accounting/Auditing Services	9,935.60	4,584.00
Communications		
51400 Communications - NT	1,165.88	1,184.97
51408 Communications - T	172.44	172.44
Total Communications	1,338.32	1,357.41
Conference & Meetings		
51500 Conferences & Meetings - NT	824.49	345.52
51508 Conferences & Meetings - T	72.30	
Total Conference & Meetings	896.79	345.52
Dredging Expense		
55608 Dredging Expense - T	0.00	0.00
56708 Dredging - GT	100.00	
56718 Dredging - MT	1,338,383.75	675,000.00
Total Dredging Expense	1,338,483.75	675,000.00

Humboldt Bay Harbor, Recreation & Conservation Dis

Profit and Loss

October 2024

	TOTAL	
	OCT 2024	SEP 2024 (PP)
Dues, Subscriptions & Licences		
51600 Dues & Subscriptions - NT	11,794.61	
51608 Dues & Subscriptions - T	125.25	500.00
Total Dues, Subscriptions & Licences	11,919.86	500.00
Elections & Government Fees		
51700 Elections & Prop Tax Assess-NT	2,295.70	
Total Elections & Government Fees	2,295.70	
Engineering Services		
52400 Engineering Fees - NT	7,241.25	8,023.05
52408 Engineering Fees - T	2,548.75	6,276.85
Total Engineering Services	9,790.00	14,299.90
Fuel		
51200 Automotive, Fuel- NT	635.01	693.38
51208 Vessel Fuel		483.20
51218 Automotive, Fuel - T	635.02	693.38
Total Fuel	1,270.03	1,869.96
Grant Expenses		
Harbor Grant Expenses		
54408.1 Harbor Grant Exp	54,505.52	381.81
Total Harbor Grant Expenses	54,505.52	381.81
Recreation Grant Expenses		
54408.2 Recreation Grant Exp	164,587.67	21,735.04
Total Recreation Grant Expenses	164,587.67	21,735.04
Total Grant Expenses	219,093.19	22,116.85
Insurance		
51800 Insurance - NT	14,944.73	12,403.33
51808 Insurance - T		19,037.17
Total Insurance	14,944.73	31,440.50
Interest Expense		
55108 Interest Expense - T	4,156.00	4,156.00
55109 Interest Expense - NT	7,624.00	7,624.00
Total Interest Expense	11,780.00	11,780.00
Legal Services		
52300 Legal Fees - NT	729.50	8,922.97
52308 Legal Fees - T		630.00
Total Legal Services	729.50	9,552.97
Maintenance - Equipment		
51209 Automotive, Repairs - NT	2,164.15	1,324.48
52710 Repairs & Maint, Equip - NT	502.81	168.23

Humboldt Bay Harbor, Recreation & Conservation Dis

Profit and Loss

October 2024

	TOTAL	
	OCT 2024	SEP 2024 (PP)
52718 Repairs & Maint, Equip - T	184.59	353.42
Total Maintenance - Equipment	2,851.55	1,846.13
Maintenance - Facilities		
52708 Repairs & Maint, Facilities - T	9,892.27	6,507.20
52719 Repairs & Maint, Facilities - N	2,234.58	2,253.81
Total Maintenance - Facilities	12,126.85	8,761.01
Maintenance - IT		
57008 Maintenance, IT Equip - T	658.50	666.00
57009 Maintenance, IT Equip - NT	287.50	287.50
Total Maintenance - IT	946.00	953.50
Maintenance Supplies		
52010 Maintenance Supplies - NT	1,209.01	2,055.97
Total Maintenance Supplies	1,209.01	2,055.97
Office Supplies		
51900 Office Supplies - NT	5,299.80	6,089.44
51908 Office Supplies - T	373.47	526.49
Total Office Supplies	5,673.27	6,615.93
Other Expenses		
55419 Other Expenses - NT	1,336.00	1,212.00
Total Other Expenses	1,336.00	1,212.00
Other Professional/Outside Serv		
52109 Outside Services, Other - NT		2,524.00
Total Other Professional/Outside Serv		2,524.00
Permits		
51618 Permits - T	919.00	
Total Permits	919.00	
Personnel Expenses		
Contract Temporary Services		
50318 Contract Temporary Services - T	5,421.40	
Total Contract Temporary Services	5,421.40	
Payroll Burden		
50500 Payroll Benefits, Other - NT	26,165.16	26,854.31
50508 Payroll Benefits, Other - T	7,431.95	7,458.64
6560 Workers' Comp	2,948.92	3,602.04
Total Payroll Burden	36,546.03	37,914.99
Salaries/Wages		
50100 Salaries & Wages - NT	69,662.91	76,947.75
Total Salaries/Wages	69,662.91	76,947.75
Total Personnel Expenses	111,630.34	114,862.74

Humboldt Bay Harbor, Recreation & Conservation Dis

Profit and Loss

October 2024

	TOTAL	
	OCT 2024	SEP 2024 (PP)
Planning Services		
52200 Planning Fees - NT	15,589.91	
52208 Planning Fees - T	2,112.50	
Total Planning Services	17,702.41	
Rent Expense		
54308 Redwood Terminal 2 Lease Expens	131.73	675.09
Total Rent Expense	131.73	675.09
Small Tools		
52800 Small Tools - NT	530.29	
52808 Small Tools - T	348.06	
Total Small Tools	878.35	
Utilities		
52909 Utilities - NT	19,903.54	17,580.87
52918 Utilities - T	5,579.09	6,010.90
53000 Water, Sewer, & Refuse - NT	12,808.18	8,213.54
53008 Water, Sewer, & Refuse - T	9,318.99	2,633.02
Total Utilities	47,609.80	34,438.33
Total Expenses	\$1,825,896.64	\$947,202.09
NET OPERATING INCOME	\$ -1,320,204.68	\$ -612,097.41
NET INCOME	\$ -1,320,204.68	\$ -612,097.41

Humboldt Bay Harbor, Recreation & Conservation Dis

Bill Payment List

July - October, 2024

DATE	NUM	VENDOR	AMOUNT
10200.1 Cash in PNC, Checking			
07/01/2024	XFER07012024	PNC Bank, N.A.	-233,600.79
07/05/2024	ACH07052024	CalPERS Health	-13,902.51
07/03/2024	ACH07052024-2	PERS Unfunded Accrued Liab	-2,553.00
07/05/2024	3212	314intermedia	-30.00
07/05/2024	3213	Advanced Security Systems	-216.00
07/05/2024	3214	Alber's Tractor & Ag Work	-2,472.00
07/05/2024	3215	Amazon Business (Invoices)	-529.59
07/05/2024	3216	B & B Portable Toilets	-133.44
07/05/2024	3217	Campton Electric Supply	-96.27
07/05/2024	3218	City of Eureka (Sewer)	-4,125.11
07/05/2024	3219	City of Eureka (Water)	-6,333.21
07/05/2024	3220	Downey Brand LLP	-1,283.00
07/05/2024	3221	Hensell Materials, Inc.	-27.82
07/05/2024	3222	Hiley, Mindy	-15.00
07/05/2024	3223	Humboldt Bay Municipal Water Dist.	-1,361.29
07/05/2024	3224	Humboldt Bay Social Club	-1,164.50
07/05/2024	3225	Humboldt Community Services District	-18.00
07/05/2024	3226	Humboldt Waste Management Authority	-18.72
07/05/2024	3227	K&L Gates LLP	-1,036.00
07/05/2024	3228	Mad River Community Hospital	-253.75
07/05/2024	3229	Mission Uniform & Linen	-1,069.42
07/05/2024	3230	Napa Auto Parts	-125.05
07/05/2024	3231	Network Help To Go	-575.00
07/05/2024	3232	Pacific Gas & Electric (8259-4)	-6,996.09
07/05/2024	3233	Pacific Gas & Electric (Non-Energy)	-711.45
07/05/2024	3234	Pierson Building Center	-771.40
07/05/2024	3235	Planwest Partners, Inc.	-2,577.50
07/05/2024	3236	Redwood Community Action Agency	-21,645.02
07/05/2024	3237	Schmidbauer Building Supply	-160.16
07/05/2024	3238	Shafer's Ace Hardware #4726	-15.63
07/05/2024	3239	Shelter Cove Fishing Preservation Inc	-2,083.33
07/05/2024	3240	SHN Consulting Engineers & Geologists	-16,686.80
07/05/2024	3241	Solink Corporation	-155.00
07/05/2024	3242	Standard Insurance Company	-217.20
07/05/2024	3243	StewTel, Inc.	-344.88
07/05/2024	3244	Tony Gosselin & Sons	-13.06
07/05/2024	3245	Wahlund Construction Inc.	-3,541.09
07/05/2024	3247	SDRMA	-102,840.03
07/09/2024	3249	Flagstar Public Funding Corp.	-361,898.00
07/19/2024	3262	101Netlink	-380.00
07/19/2024	3263	Coldwell Banker Commerical PacificPartner	-395.18
07/19/2024	3264	David L. Moonie & Co., LLP	-2,376.00
07/19/2024	3265	Eureka Oxygen Company	-168.29
07/19/2024	3266	Eureka Ready Mix	-1,448.16

Humboldt Bay Harbor, Recreation & Conservation Dis

Bill Payment List

July - October, 2024

DATE	NUM	VENDOR	AMOUNT
07/19/2024	3267	Humboldt Bay Solar Fund LLC	-18,464.23
07/19/2024	3268	Humboldt Waste Management Authority	-28.86
07/19/2024	3269	Law Offices of Nancy Diamond	-82.50
07/19/2024	3270	Mission Uniform & Linen	-783.10
07/19/2024	3271	Mitchell Law Firm, LLP	-2,762.50
07/19/2024	3272	Mr. Rooter Plumbing	-1,160.10
07/19/2024	3273	Pitcher's Pro Repair	-2,659.00
07/19/2024	3274	Recology Eel River	-519.24
07/19/2024	3275	Recology Humboldt County (061218064)	-506.04
07/19/2024	3276	Recology Humboldt County (A0060000265)	-3,614.70
07/19/2024	3277	Redwood Community Action Agency	-21,710.03
07/19/2024	3278	Shelter Cove Resort Improvement District	-192.77
07/19/2024	3279	Specialty Traffic Systems	-305.79
07/19/2024	3280	Valley Pacific Petroleum Services, Inc	-1,187.06
07/19/2024	3281	Verizon Wireless	-164.23
07/19/2024	3282	Western Chainsaw	-123.43
07/19/2024	3283	Verizon Wireless	-252.91
07/18/2024	ACH07182024	Pacific Gas & Electric (1906-4)	-4,545.30
07/18/2024	ACH07182025	Pacific Gas & Electric (3494-4)	-367.32
07/19/2024	3284	IDEMIA	-125.25
07/05/2024	ACH	CalPERS 457 Program	-275.00
07/19/2024	ACH	CalPERS 457 Program	-300.00
07/24/2024	3288	Moffatt & Nichol	-222,655.82
07/24/2024	3289	Redwood Community Action Agency	-205,083.38
07/24/2024	3290	Alber's Tractor & Ag Work	-3,992.00
07/24/2024	3291	Coastal Business Systems, Inc.	-527.94
07/24/2024	3292	County of Humboldt CAO - Econ Dev Division	-500.00
07/24/2024	3293	Dayle's Diesel Generator Repair LLC	-1,586.88
07/24/2024	3294	Pacific Gas & Electric (8259-4)	-9,038.95
07/30/2024	DD	Howser, Suzie	-757.82
07/31/2024	DD	Mell, Doug	-757.82
07/31/2024	DD	Provolt, Robert	-2,426.10
07/30/2024	ACH07302024-01	PERS Unfunded Accrued Liab	-9,510.58
08/02/2024	ACH07302024-02	CalPERS 457 Program	-300.00
08/02/2024	3295	314intermedia	-30.00
08/02/2024	3296	Amazon Business (Invoices)	-61.16
08/02/2024	3297	Anderson Trucking LLC	-500.00
08/02/2024	3298	B & B Portable Toilets	-133.44
08/02/2024	3300	Campton Electric Supply	-709.91
08/02/2024	3301	CAPA	-2,456.61
08/02/2024	3302	City of Eureka (Sewer)	-4,153.16
08/02/2024	3303	City of Eureka (Water)	-6,327.15
08/02/2024	3304	Combined Benefits Administrators	-8,000.00
08/02/2024	3305	Don's Rent-All	-54.62
08/02/2024	3306	Eureka Glass Company, Inc.	-876.87

Humboldt Bay Harbor, Recreation & Conservation Dis

Bill Payment List

July - October, 2024

DATE	NUM	VENDOR	AMOUNT
08/02/2024	3307	Humboldt Community Services District	-18.00
08/02/2024	3308	Humboldt Recycling, LLC.	-45.00
08/02/2024	3309	Humboldt Waste Management Authority	-34.63
08/02/2024	3310	K&L Gates LLP	-7,545.34
08/02/2024	3311	Matthews Paints	-58.45
08/02/2024	3312	Mission Uniform & Linen	-455.30
08/02/2024	3313	Network Help To Go	-575.00
08/02/2024	3314	Nilsen Company	-40.40
08/02/2024	3315	Security Lock & Alarm	-85.11
08/02/2024	3316	SHN Consulting Engineers & Geologists	-4,702.50
08/02/2024	3317	Standard Insurance Company	-217.20
08/02/2024	3318	Times Printing Co	-116.98
08/02/2024	3319	Western Chainsaw	-58.97
08/02/2024	3320	California State Lands Commission	-663.43
08/02/2024	3321	Total Compensation Systems, Inc.	-855.00
08/09/2024	3324	CAPA	-1,000.00
08/12/2024	DD081224-01	CalPERS Health	-13,890.22
08/16/2024	ACH08162024-01	CalPERS 457 Program	-300.00
08/16/2024	3325	101Netlink	-500.00
08/16/2024	3326	314intermedia	-40.00
08/16/2024	3327	Amazon Business (Invoices)	-140.03
08/16/2024	3328	An Electrician Inc	-4,063.26
08/16/2024	3329	Cal Poly Sponsored Programs Foundation	-3,084.07
08/16/2024	3330	California Redwood Co.	-1,306.08
08/16/2024	3331	David L. Moonie & Co., LLP	-5,970.00
08/16/2024	3332	Englund Marine Supply	-24.82
08/16/2024	3333	Enterprise-Record, Mercury-Register	-270.50
08/16/2024	3334	Eureka Oxygen Company	-104.65
08/16/2024	3335	HCOE - Sequoia Conference Center	-650.00
08/16/2024	3336	Humboldt Bay Municipal Water Dist.	-1,422.85
08/16/2024	3337	Humboldt Waste Management Authority	-67.80
08/16/2024	3338	Mercer Fraser Company	-154.94
08/16/2024	3339	Microbac Laboratories, Inc	-100.00
08/16/2024	3340	Mitchell Law Firm, LLP	-3,960.00
08/16/2024	3341	Napa Auto Parts	-993.34
08/16/2024	3342	Northern California Gloves	-55.54
08/16/2024	3343	Pierson Building Center	-830.09
08/16/2024	3344	Recology Eel River	-663.82
08/16/2024	3345	Recology Humboldt County (061218064)	-379.34
08/16/2024	3346	Recology Humboldt County (A0060000265)	-3,451.87
08/16/2024	3347	Security Lock & Alarm	-43.65
08/16/2024	3348	Shelter Cove Fishing Preservation Inc	-2,083.33
08/16/2024	3349	Shelter Cove Resort Improvement District	-380.72
08/16/2024	3351	Solink Corporation	-155.00
08/16/2024	3352	StewTel, Inc.	-345.23

Humboldt Bay Harbor, Recreation & Conservation Dis

Bill Payment List

July - October, 2024

DATE	NUM	VENDOR	AMOUNT
08/16/2024	3353	US Postal Service	-436.00
08/16/2024	3354	Valley Pacific Petroleum Services, Inc	-2,340.50
08/16/2024	3355	Verizon Wireless	-505.77
08/16/2024	3356	Western Chainsaw	-152.41
08/16/2024	3357	Wiyot Tribe	-4,047.10
08/16/2024	3358	Pacific Gas & Electric (Non-Energy)	-438.27
08/16/2024	3359	Verizon Wireless	-252.91
08/14/2024	ACH08142024-01	Pacific Gas & Electric (1906-4)	-4,730.29
08/14/2024	ACH08142024-02	Pacific Gas & Electric (3494-4)	-311.36
08/16/2024	3361	PPG Architectural Finishes	-79.26
08/16/2024	3362	SHN Consulting Engineers & Geologists	-40,974.34
08/30/2024	ACH08302024-01	CalPERS Health	-18,658.70
08/30/2024	DD	Howser, Suzie	-757.82
08/30/2024	DD	Mell, Doug	-757.82
08/30/2024	DD	Provolt, Robert	-2,426.10
08/30/2024	ACH08302024-02	CalPERS 457 Program	-300.00
08/30/2024	ACH08302024-03	PERS Unfunded Accrued Liab	-9,510.58
08/30/2024	ACH08302024-04	PERS Unfunded Accrued Liab	-700.00
08/30/2024	3366	Advanced Display & Signs	-184.23
08/30/2024	3367	Amazon Business (Invoices)	-72.04
08/30/2024	3368	B & B Portable Toilets	-133.44
08/30/2024	3369	California Redwood Co.	-2,500.07
08/30/2024	3371	City of Eureka (Sewer)	-4,348.16
08/30/2024	3372	City of Eureka (Water)	-6,988.89
08/30/2024	3373	Coastal Business Systems, Inc.	-527.94
08/30/2024	3374	Downey Brand LLP	-198.00
08/30/2024	3375	Francotyp-Postalia	-145.66
08/30/2024	3376	Humboldt Bay Solar Fund LLC	-16,998.11
08/30/2024	3377	Humboldt Community Services District	-18.00
08/30/2024	3378	Law Offices of Nancy Diamond	-880.00
08/30/2024	3379	Mission Uniform & Linen	-1,214.08
08/30/2024	3380	Network Help To Go	-575.00
08/30/2024	3381	Pacific Gas & Electric (8259-4)	-8,458.22
08/30/2024	3384	RMI Outdoors	-29.49
08/30/2024	3385	Standard Insurance Company	-461.20
08/30/2024	3386	Tony Gosselin & Sons	-132.20
08/30/2024	3387	Advanced Security Systems	-223.50
08/30/2024	3388	Pacific Gas & Electric (Non-Energy)	-235.79
08/30/2024	3389	Redwood Community Action Agency	-25,090.51
08/30/2024	3390	Redwood Community Action Agency	-157,557.29
09/03/2024	Q12024	Employment Development Department	-499.15
09/13/2024	ACH09132024-01	CalPERS 457 Program	-300.00
09/13/2024	3393	101Netlink	-380.00
09/13/2024	3394	314intermedia	-60.00
09/13/2024	3395	Amazon Business (Invoices)	-148.98

Humboldt Bay Harbor, Recreation & Conservation Dis

Bill Payment List

July - October, 2024

DATE	NUM	VENDOR	AMOUNT
09/13/2024	3396	California Redwood Co.	-554.27
09/13/2024	3397	Campton Electric Supply	-265.41
09/13/2024	3398	Samoa Pacific Group LLC (fka Danco Builders)	-150.00
09/13/2024	3399	David L. Moonie & Co., LLP	-4,992.00
09/13/2024	3400	Englund Marine Supply	-558.12
09/13/2024	3401	Eureka Oxygen Company	-104.65
09/13/2024	3402	Gallagher Marine Insurance	-19,037.17
09/13/2024	3403	Humboldt Bay Municipal Water Dist.	-1,368.25
09/13/2024	3404	Humboldt Waste Management Authority	-109.67
09/13/2024	3405	K&L Gates LLP	-5,032.00
09/13/2024	3406	Law Offices of Nancy Diamond	-5,679.00
09/13/2024	3407	Samoa Pacific Group LLC (fka Danco Builders)	-300.00
09/13/2024	3408	Microbac Laboratories, Inc	-2,524.00
09/13/2024	3409	Mission Uniform & Linen	-470.59
09/13/2024	3410	Mitchell Law Firm, LLP	-3,532.50
09/13/2024	3411	MSC Industrial Supply Co.	-185.20
09/13/2024	3412	Napa Auto Parts	-394.55
09/13/2024	3413	Northcoast Environmental Center	-500.00
09/13/2024	3414	Pacific Gas & Electric (1906-4)	-4,510.48
09/13/2024	3415	Pacific Gas & Electric (3494-4)	-322.09
09/13/2024	3416	Pierson Building Center	-131.00
09/13/2024	3417	Platt Electric Supply	-123.26
09/13/2024	3418	Recology Eel River	-537.37
09/13/2024	3419	Recology Humboldt County (061218064)	-379.34
09/13/2024	3420	Recology Humboldt County (A0060000265)	-1,943.43
09/13/2024	3421	RMI Outdoors	-109.23
09/13/2024	3422	Security Lock & Alarm	-45.61
09/13/2024	3423	Shelter Cove Fishing Preservation Inc	-2,083.33
09/13/2024	3424	Shelter Cove Resort Improvement District	-376.63
09/13/2024	3425	SHN Consulting Engineers & Geologists	-19,598.38
09/13/2024	3426	Solink Corporation	-155.00
09/13/2024	3427	State Water Resources Control Board	-248.08
09/13/2024	3428	StewTel, Inc.	-344.88
09/13/2024	3429	Thrifty Supply	-118.71
09/13/2024	3430	Tony Gosselin & Sons	-14.15
09/13/2024	3431	Verizon Wireless	-239.90
09/13/2024	3432	Wahlund Construction Inc.	-789.85
09/13/2024	3433	World Oil Environmental Services	-1,478.38
09/13/2024	3434	Verizon Wireless	-392.63
09/13/2024	3435	Redwood Community Action Agency	-169,080.77
09/13/2024	3436	The Dutra Group	-675,000.00
09/27/2024	ACH09272024-01	CalPERS 457 Program	-300.00
09/27/2024	ACH09272024-02	PERS Unfunded Accrued Liab	-9,510.58
09/27/2024	3448	314intermedia	-60.00
09/27/2024	3449	Advanced Security Systems	-216.00

Humboldt Bay Harbor, Recreation & Conservation Dis

Bill Payment List

July - October, 2024

DATE	NUM	VENDOR	AMOUNT
09/27/2024	3450	Alliant Insurance Services, Inc.	-1,000.00
09/27/2024	3451	Amazon Business (Invoices)	-127.13
09/27/2024	3452	B & B Portable Toilets	-133.44
09/27/2024	3453	Campton Electric Supply	-100.64
09/27/2024	3454	Horvath Plumbing & Fire Sprinkler	-1,550.00
09/27/2024	3455	Humboldt Bay Solar Fund LLC	-15,095.89
09/27/2024	3456	Humboldt Community Services District	-18.00
09/27/2024	3457	Humboldt Waste Management Authority	-122.00
09/27/2024	3458	Industrial Electric Arcata, Inc	-230.00
09/27/2024	3459	K&L Gates LLP	-1,353.97
09/27/2024	3460	Mill Yard, The	-3,617.08
09/27/2024	3462	Network Help To Go	-575.00
09/27/2024	3463	Pacific Gas & Electric (8259-4)	-7,796.24
09/27/2024	3464	Pacific Gas & Electric (Non-Energy)	-356.07
09/27/2024	3465	Security Lock & Alarm	-13.11
09/27/2024	3466	Valley Pacific Petroleum Services, Inc	-1,244.74
09/27/2024	3467	West Coast Hydraulics	-54.00
09/27/2024	3468	Western Chainsaw	-63.34
09/27/2024	3469	Wiyot Tribe	-4,047.10
09/27/2024	3470	World Oil Environmental Services	-211.00
09/27/2024	3471	Zerlang and Zerlang Marine Services	-6,000.00
09/27/2024	3472	Coastal Business Systems, Inc.	-573.99
09/27/2024	3475	Mission Uniform & Linen	-697.13
09/25/2024	3478	CalPERS Health	-917.02
09/25/2024	3477	CalPERS Health	-15,357.44
09/30/2024	DD	Howser, Suzie	-757.82
09/30/2024	DD	Mell, Doug	-757.82
09/26/2024	ACH09262024-01	Francotyp-Postalia	-300.00
10/02/2024	DD	Provolt, Robert	-1,686.93
10/11/2024	3476	California State Lands Commission	-675.09
10/11/2024	3477	Campton Electric Supply	-113.18
10/11/2024	3478	City of Eureka (Water)	-6,964.82
10/11/2024	3479	Dan's Auto Electric	-708.66
10/11/2024	3480	Express Services, Inc.	-1,095.20
10/11/2024	3481	Horvath Plumbing & Fire Sprinkler	-1,600.00
10/11/2024	3482	Humboldt Bay Municipal Water Dist.	-1,435.85
10/11/2024	3483	Mission Uniform & Linen	-542.71
10/11/2024	3484	Mr. Rooter Plumbing	-1,160.09
10/11/2024	3485	Napa Auto Parts	-528.43
10/11/2024	3486	Pacific Gas & Electric (1906-4)	-4,493.95
10/11/2024	3487	Pacific Gas & Electric (3494-4)	-343.57
10/11/2024	3488	Recology Humboldt County (061218064)	-379.34
10/11/2024	3489	Recology Humboldt County (A0060000265)	-2,757.91
10/11/2024	3490	Redwood Community Action Agency	-58,509.52
10/11/2024	3491	Solink Corporation	-155.00

Humboldt Bay Harbor, Recreation & Conservation Dis

Bill Payment List

July - October, 2024

DATE	NUM	VENDOR	AMOUNT
10/11/2024	3492	Standard Insurance Company	-251.40
10/11/2024	3493	StewTel, Inc.	-344.88
10/11/2024	3494	Pierson Building Center	-359.21
10/11/2024	3495	Shafer's Ace Hardware #4726	-18.73
10/11/2024	3496	Recology Eel River	-537.37
10/11/2024	ACH10112024	CalPERS 457 Program	-275.00
10/11/2024	3497	IDEMIA	-125.25
10/25/2024	3498	State Water Resources Control Board	-919.00
10/25/2024	ACH10252024-01	CalPERS 457 Program	-275.00
10/25/2024	ACH10252024-02	PERS Unfunded Accrued Liab	-9,510.58
10/25/2024	3501	101Netlink	-380.00
10/25/2024	3502	Amazon Business (Invoices)	-207.55
10/25/2024	3503	B & B Portable Toilets	-133.44
10/25/2024	3504	California Redwood Co.	-1,814.01
10/25/2024	3505	CAPA	-2,456.61
10/25/2024	3506	City of Eureka (Sewer)	-3,764.76
10/25/2024	3507	Coastal Business Systems, Inc.	-527.94
10/25/2024	3508	David L. Moonie & Co., LLP	-4,584.00
10/25/2024	3509	Englund Marine Supply	-762.88
10/25/2024	3510	Eureka Oxygen Company	-101.50
10/25/2024	3511	Eureka-Humboldt Fire Extinguisher Co.	-2,463.44
10/25/2024	3512	Express Services, Inc.	-2,976.60
10/25/2024	3513	Humboldt Bay Solar Fund LLC	-13,755.66
10/25/2024	3514	Humboldt Community Services District	-18.00
10/25/2024	3515	Humboldt Waste Management Authority	-25.01
10/25/2024	3516	K&L Gates LLP	-592.00
10/25/2024	3517	Law Offices of Nancy Diamond	-137.50
10/25/2024	3518	Mitchell Law Firm, LLP	-2,520.00
10/25/2024	3519	MSC Industrial Supply Co.	-417.77
10/25/2024	3520	Pacific Gas & Electric (Non-Energy)	-357.66
10/25/2024	3521	Redwood Community Action Agency	-22,032.50
10/25/2024	3522	RMI Outdoors	-245.19
10/25/2024	3523	Samoa Pacific Group LLC (fka Danco Builders)	-300.00
10/25/2024	3524	Shelter Cove Fishing Preservation Inc	-2,083.33
10/25/2024	3525	Shelter Cove Resort Improvement District	-431.37
10/25/2024	3526	SHN Consulting Engineers & Geologists	-14,299.90
10/25/2024	3527	Valley Pacific Petroleum Services, Inc	-1,386.76
10/25/2024	3528	Verizon Wireless	-373.22
10/25/2024	3529	Western Chainsaw	-111.38
10/25/2024	3531	Verizon Wireless	-240.22
10/25/2024	3536	Woodley Island Ship Shop LLC	-45.45
10/31/2024	DD	Howser, Suzie	-757.82
10/31/2024	DD	Mell, Doug	-757.82
Total for 10200.1 Cash in PNC, Checking			\$ -2,888,339.34

Humboldt Bay Harbor, Recreation & Conservation Dis

Bill Payment List

July - October, 2024

**HUMBOLDT BAY HARBOR, RECREATION
AND CONSERVATION DISTRICT**

**PERMIT AND AGREEMENT TO
OPERATE A DINGHY DOCK**

Startare Drive
Woodley Island Marina
P.O. Box 1030
Eureka, CA 95501

PERMITTEE:
Humboldt Yacht Club
Board of Directors
P.O. Box 445
Eureka, CA 95502

This Permit and Agreement is executed in duplicate at Woodley Island Marina, Eureka, California, between HUMBOLDT BAY HARBOR, RECREATION AND CONSERVATION DISTRICT, hereinafter referred to as "DISTRICT", and HUMBOLDT YACHT CLUB BOARD OF DIRECTORS, a non-profit California corporation, Eureka, California, hereinafter referred to as "HYC".

WHEREAS, HYC has operated a dinghy storage raft (dinghy dock) in slip I-00-E at Woodley Island Marina since September 1, 1998; and

WHEREAS, HYC requested that DISTRICT continue to allow HYC to operate a dinghy dock as a fundraiser in Slip I-00-E at no charge, through December 31, 2027, for the purpose of storing, launching and retrieving dinghies; and

WHEREAS, Ordinance No. 9, Section 6.78, of the DISTRICT prohibits any commercial endeavor or charter service for hire, subparagraph (a), without a special permit from the DISTRICT;

AFTER REVIEW AND CONSIDERATION thereof by the Board of Commissioners of the DISTRICT of the request of HYC hereinabove referred to:

Humboldt Yacht Club
2025 Permit and Agreement
Page 1 of 5

THE PARTIES, THEREFORE, AGREE AS FOLLOWS:

1. The term of this Permit and Agreement shall be for three (3) years commencing January 1, 2025, and terminating on December 31, 2027. DISTRICT or HYC may terminate this Permit and Agreement by giving sixty (60) days written notice of termination to the other party. DISTRICT may terminate this Permit and Agreement with HYC with or without cause or reason by giving HYC sixty (60) days written notice of termination and HYC shall terminate their Dinghy Dock Operations sixty (60) days from the date of personal service of said written notice of termination or sixty (60) days from the date of deposit or the written notice of termination deposited, enclosed in a sealed envelope with postage thereon fully prepaid, in the United States mail, and addressed to HYC at P.O. Box 445 Eureka CA 95502.

In the event HYC is in default of any of the provisions of the Berthing Permit and Rental Agreement for the Woodley Island Marina, a copy of which is attached hereto as Exhibit "A", and HYC's Berthing Permit is terminated pursuant to said Agreement, this Permit and Agreement shall terminate forthwith on the date of termination of HYC's Berthing Permit and Rental Agreement for the Woodley Island Marina without the requirement of the hereinabove set forth sixty (60) day notice of termination provisions.

2. DISTRICT shall permit HYC, a non-profit organization, to operate their dinghy docks in Slip I-00-E for the purpose of storing, launching and retrieving dinghies. Humboldt Yacht Club shall pay District the sum of \$250.00 (Two hundred fifty dollars and no cents) per year, however all rates may be changed pursuant to paragraph 3 of the Berthing Permit and Rental Agreement for Woodley Island Marina which provides that the District may change or increase the rates by giving thirty (30) days notice.

3. On or prior to the date of the Agreement, to wit: January 1, 2025 HYC shall purchase and maintain throughout the term of the Permit and Agreement Commercial General Liability insurance covering HYC's operation of their Dinghy Docks pursuant to the terms of the Permit and Agreement. Said insurance policy of "protection and indemnity insurance" insuring HYC from liability for bodily injury, death, or property damage as a result of their Dinghy Dock operation and shall name DISTRICT as an additional insured and provide DISTRICT with a Certificate of Insurance stating the amount of the insurance and proof that the DISTRICT is an additional named insured, and the agreement of said

insurance company that DISTRICT shall be notified forthwith of the event of non-payment of the premium or termination of said insurance policy. The amount of insurance shall be One Million dollars (\$1,000,000.00) per occurrence. In the event said liability insurance policy referred to in Paragraph 4 is cancelled or terminated, HYC shall forthwith cease and stop their Dinghy Dock operation at DISTRICT's premises at the Woodley Island Marina and shall not resume operations until said liability insurance policy is fully reinstated and in full force and effect.

4. HYC shall, prior to commencing Dinghy Dock operations, obtain any and all necessary permits, if applicable.

5. HYC agrees that neither the Humboldt Bay Harbor, Recreation and Conservation District, nor its Board of Commissioners, nor any Officer of the District shall be liable to any extent for the injury or damages to any person or property or for the death of any person arising out of or connected with HYC's Dinghy Dock operations and HYC shall indemnify and hold harmless DISTRICT, its Commissioners, and Officers free and harmless from any liability for any such injury, death or damages. In addition, HYC agrees to hold harmless, indemnify, and hold DISTRICT non-responsible for any of HYC's Dinghy Dock operations according to the provisions of paragraphs 11, 13, and 19 of the Berthing Permit and Rental Agreement for Woodley Island Marina, a copy of which is attached hereto as Exhibit "A" and incorporated by reference as though set forth in full.

6. HYC may place a sign on the Dinghy Dock, the size of which must be approved by the DISTRICT's Chief Executive Officer. HYC may place a directional sign for incoming traffic onto the Marina at a location and the type and size sign which is approved by the Executive Director of the DISTRICT, which shall reasonably conform in size, shape, and colors of the signs heretofore existing on the Woodley Island Marina.

7. This Permit and Agreement is not transferable or assignable by HYC without approval in writing by the DISTRICT. Any transfer of assignment or attempted transfer or assignment of this Permit by HYC shall be null and void.

8. This Permit and Agreement is non-exclusive and DISTRICT retains the right to enter into agreements with and grant permits to other persons or Dinghy Dock operators for the same purposes as set forth in this Permit and Agreement.

9. The covenants and conditions herein contained shall apply to and bind the heirs, legal representatives, successors, and assigns of all of the parties hereto; and all of the parties hereto shall be jointly and severally liable hereunder.

10. Time is of the essence of this Permit and Agreement and of each and every covenant, term, and condition, and provision hereof.

11. HYC is hereby notified by the DISTRICT that this Permit and Agreement to Temporarily Operate a Dinghy Dock in conjunction with the Berthing Permit and Rental Agreement for the Dinghy Dock for the Woodley Island Marina or property interests created herein, if any, may be subject to a possessory interest tax or property taxation if created pursuant to Sections 107 to 108 of the California Revenue and Taxation Code and that HYC and/or the party in whom the possessory interest is vested may be subject to the payment of property taxes levied upon such interests. HYC agrees and acknowledges that they have actual notice pursuant to Section 107.6 of the California Revenue and Taxation Code that HYC may be required to pay a possessory interest tax as a result of this Permit and Agreement to Temporarily Operate a Dinghy Dock in conjunction with the Berthing Permit and Rental Agreement for the Dinghy Dock for Woodley Island Marina. HYC hereby acknowledges that they have actual knowledge of the existence of a possessory interest tax and has read the provision of Section 107 to 108 of the California Revenue and Taxation Code. HYC agrees to and shall pay all possessory interest taxes levied any governmental agencies by reason of this Permit and Agreement to Temporarily Operate Dinghy Dock and their Berthing Permit and Rental Agreement for Dinghy Dock.

EXECUTED on _____, 2024, by authority of the Board of Commissioners of the HUMBOLDT BAY HARBOR, RECREATION, AND CONSERVATION DISTRICT.

GREG DALE, President
Board of Commissioners
HUMBOLDT BAY HARBOR, RECREATION, AND
CONSERVATION DISTRICT

Humboldt Yacht Club
2025 Permit and Agreement
Page 4 of 5

HUMBOLDT YACHT CLUB, BOARD OF DIRECTORS, a non-profit corporation, and Permittee in this Permit and Agreement hereby accepts and agrees to all terms and conditions herein above set forth.

Dated: _____, 2024

HUMBOLDT YACHT CLUB,
BOARD OF DIRECTORS,
A non-profit corporation

By _____
WESLEY HODGES, Commodore

COMMISSIONERS

1st Division

Aaron Newman

2nd Division

Greg Dale

3rd Division

Stephen Kullmann

4th Division

Craig Benson

5th Division

Patrick Higgins

Humboldt Bay
Harbor, Recreation and Conservation District
(707)443-0801
P.O. Box 1030
Eureka, California 95502-1030



STAFF REPORT
HARBOR DISTRICT MEETING
December 12, 2024

TO: Honorable Board President and Harbor District Board Members

FROM: Rob Holmlund, Development Director

DATE: December 3, 2024

TITLE: Receive Status Update Regarding Humboldt Bay Offshore Wind Heavy Lift Marine Terminal Project

STAFF RECOMMENDATION: Receive report and provide direction.

SUMMARY: The Board has requested a monthly update regarding the Humboldt Bay Offshore Wind Heavy Lift Marine Terminal Project. Updates may include the project schedule, budget, funding opportunities, tasks completed, tasks underway, upcoming tasks, community engagement, and the latest overall project strategy. This report will provide an update for December 2024.

COMMISSIONERS
1st Division
Aaron Newman
2nd Division
Greg Dale
3rd Division
Stephen Kullmann
4th Division
Craig Benson
5th Division
Patrick Higgins

Humboldt Bay
Harbor, Recreation and Conservation District
(707)443-0801
P.O. Box 1030
Eureka, California 95502-1030



STAFF REPORT – HARBOR DISTRICT MEETING
December 12, 2024

TO: Honorable Board President and Harbor District Board Members

FROM: Mike Foget, District Engineer
Chris Mikkelsen, Executive Director

DATE: December 5, 2024

TITLE: **Receive a Report on the Design and Construction of a New Storm Water Treatment System for the Fields Landing Boat Yard**

STAFF RECOMMENDATION: Staff recommends that the Board receive a report on the design and construction of a stormwater treatment system at the Fields Landing Boat Yard.

DISCUSSION: The Fields Landing Boat Yard regulated stormwater has been in exceedance for allowable volumes of certain metals, such as copper and zinc, resulting from the vessel repair and maintenance activities that occur on-site. This has made the installation of a new stormwater treatment system necessary. Under the authorization of the Board of Commissioners, SHN has completed a scope of work that included further assessing existing conditions, providing a basis of design, and preparing a complete project-ready plan.

Attachments:

- A. Plan Set
- B. Probable Project Cost Estimate

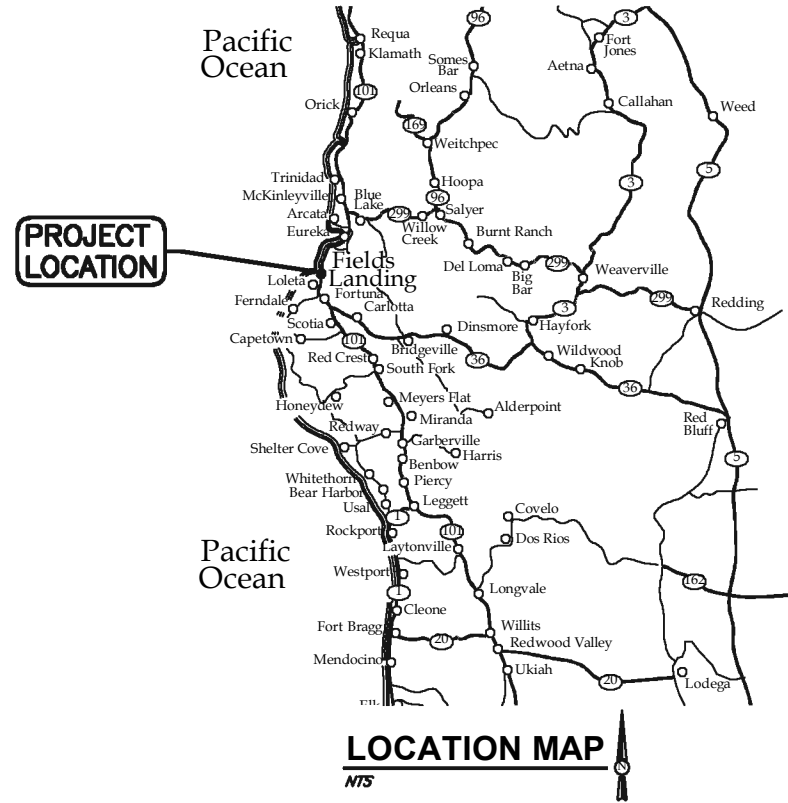
HUMBOLDT BAY HARBOR, RECREATION, AND CONSERVATION DISTRICT (HBHRCD) FIELDS LANDING BOAT YARD STORMWATER TREATMENT SYSTEM

1 YARD ROAD, FIELDS LANDING, CALIFORNIA

PREPARED BY:



OCTOBER 2024



INDEX OF SHEETS	
SHEET	TITLE
G1.0	COVER
G2.0	STANDARD ABBREVIATIONS AND LEGENDS
G3.0	NOTES AND SPECIFICATIONS
C1.0	EXISTING CONDITIONS
C2.0	DEMOLITION PLAN
C3.0	SITE PLAN AND YARD PIPING
C3.1	ENLARGED SITE PLAN
C4.0	HYDRAULIC PROFILE
C5.0	TANK DETAILS
C6.0	TANK DETAILS
C7.0	DETAILS
C8.0	DETAILS



VERIFY SCALES
BAR IS ONE INCH ON ORIGINAL DRAWING
IF NOT ONE INCH ON THESE RECORDS, SCALES ACCORDING TO

812 W. WABASH AVE.
REDDING, CA 96001
WWW.SW-CA.COM
707-441-8885



NO.	DATE	REVISION	BY

DESIGN	DR	CDN/JWF	CHK	CRS	APVD

HBHRCD
FIELDS LANDING BOAT YARD STORMWATER TREATMENT SYSTEM
FIELDS LANDING, CALIFORNIA
COVER

SHEET	G1.0
SEQ	
DATE	10/2024
PROJ. NO.	016216.100



ABBREVIATIONS	
A	
AC	ASPHALTIC CONCRETE OR ASBESTOS CEMENT
ACP	ASBESTOS CEMENT PIPE
AGGR	AGGREGATE
B	
BMP	BEST MANAGEMENT PRACTICE
C	
CONC	CONCRETE
D	
°	DEGREES
DI	DRAINAGE INLET
DIA	DIAMETER
DIP	DUCTILE IRON PIPE
E	
(E)	EXISTING
ELEV	ELEVATION
G	
GAL	GALLON
GALV	GALVANIZED
H	
HDPE	HIGH DENSITY POLYETHYLENE
I	
INV	INVERT
L	
LBS	POUNDS
M	
MAX	MAXIMUM
MIN	MINIMUM
N	
(N)	NEW
NO.	NUMBER
NTS	NOT TO SCALE
P	
PLCS	PLACES
PVC	POLYVINYL CHLORIDE
R	
RC	RELATIVE COMPACTION
RDCR	REDUCER
REQD	REQUIRED
S	
SCHED	SCHEDULE
SD	STORM DRAIN
SHT	SHEET
SS	SANITARY SEWER
SST	STAINLESS STEEL
STL	STEEL
T	
TYP	TYPICAL
T	TELECOMMUNICATIONS
W	
W	WATER

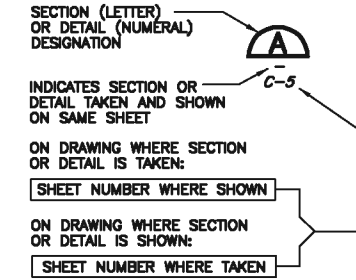
UTILITIES LEGEND

N	TIDFLEX CHECK VALVE
— W —	WATER LINE
— SS —	SANITARY SEWER LINE
— SD —	STORM DRAIN LINE
— T —	TELECOMMUNICATIONS LINE
— E —	ELECTRICAL LINE

ABBREVIATIONS AND LEGEND NOTES

- CONTACT THE ENGINEER FOR SYMBOLS NOT LISTED.
- THIS IS A STANDARD SHEET, THEREFORE, SOME SYMBOLS OR ABBREVIATIONS MAY APPEAR ON THIS SHEET WHICH DO NOT APPEAR ON THE PLANS.
- SITE AND UTILITY SYMBOLS SHOWN ON THIS SHEET ARE NOT INTENDED TO REPRESENT THE PHYSICAL SCALE OR SHAPE OF ANY ITEMS. WHERE LARGE-SCALE PLANS ARE PRESENTED, THE SYMBOLS SHOWN HEREON MAY BE REPLACED BY DETAILS MORE SUITED TO THE DRAWING SCALE.

DETAIL AND SECTION DESIGNATION



VERIFY SCALES <small>BAR IS ONE INCH ON ORIGINAL DRAWING 0 IF NOT ONE INCH ON SCALES ACCORDINGLY</small>		812 W. WABASH AVE. DUNES CA 95001 WWW.SQW-ENR.COM 707-441-8885	
		BY	
		REVISION	
		DATE	
		NO.	
DSGN JG DR CDN/JWF CHK CRS APVD	HBHRCD FIELDS LANDING BOAT YARD STORMWATER TREATMENT SYSTEM FIELDS LANDING, CALIFORNIA STANDARD ABBREVIATIONS AND LEGENDS		
SHEET		G2.0	
SEQ		DATE 10/2024	
PRJ. NO.		016216.100	
		10/28/24	

GENERAL NOTES:

1. ALL WORK SHALL CONFORM TO CURRENT CALIFORNIA BUILDING CODE.
2. THE WORKING DRAWINGS ARE GENERALLY DIAGRAMMATIC. THEY DO NOT SHOW EVERY OFFSET, BEND OR ELBOW REQUIRED FOR INSTALLATION IN THE SPACE PROVIDED. THEY DO NOT SHOW EVERY DIMENSION, COMPONENT PIECE, SECTION, JOINT OR FITTING REQUIRED TO COMPLETE THE PROJECT. ALL LOCATIONS FOR WORK SHALL BE CHECKED AND COORDINATED WITH EXISTING CONDITIONS IN THE FIELD BEFORE BEGINNING CONSTRUCTION. EXISTING UNDERGROUND UTILITIES WITHIN THE LIMITS OF EXCAVATION SHALL BE VERIFIED AS TO CONDITION, SIZE AND LOCATION BY UNCOVERING, PROVIDED SUCH IS PERMITTED BY LOCAL PUBLIC AUTHORITIES WITH JURISDICTION, BEFORE BEGINNING CONSTRUCTION. CONTRACTOR SHALL NOTIFY ENGINEER OF ANY DISCREPANCIES.
3. THE CONTRACTOR SHALL SECURE ALL NECESSARY PERMITS PRIOR TO THE COMMENCEMENT OF CONSTRUCTION.
4. THE CONTRACTOR SHALL PROVIDE A COPY OF THE TRENCH PERMIT FROM THE CALIFORNIA DIVISION OF INDUSTRIAL SAFETY PRIOR TO THE EXCAVATION OF ANY TRENCH OVER FIVE FEET IN DEPTH.
5. CONTRACTOR SHALL PERFORM TRENCH WORK IN CONFORMANCE WITH THE CALIFORNIA DIVISION OF INDUSTRIAL SAFETY REQUIREMENTS AND SHALL CONFORM TO ALL APPLICABLE OCCUPATIONAL SAFETY AND HEALTH STANDARDS, RULES, REGULATIONS AND ORDERS ESTABLISHED BY THE STATE OF CALIFORNIA AND OTHER APPLICABLE AGENCIES.
6. CONTRACTOR AGREES THAT IN ACCORDANCE WITH GENERALLY ACCEPTED CONSTRUCTION PRACTICES, GENERAL CONTRACTOR WILL ASSUME SOLE AND COMPLETE RESPONSIBILITY FOR JOB SITE CONDITIONS DURING THE COURSE OF CONSTRUCTION OF THE PROJECT, INCLUDING SAFETY OF ALL PERSONS AND PROPERTY. ALL WORK AND EQUIPMENT SHALL COMPLY WITH THE CALIFORNIA DIVISION OF INDUSTRIAL SAFETY REQUIREMENTS. THIS REQUIREMENT SHALL BE MADE TO APPLY CONTINUOUSLY, AND NOT BE LIMITED TO NORMAL WORKING HOURS. CONTRACTOR FURTHER AGREES TO HOLD HARMLESS, INDEMNIFY AND DEFEND THE OWNER, THE ENGINEER AND HIS/HER CONSULTANTS.
7. THE CONTRACTOR SHALL INDEPENDENTLY REVIEW GROUND, TOPOGRAPHY AND TREE CONDITIONS THROUGHOUT THE SITE, AND ASSUME THE RISK OF COMPLETING THE WORK SET OUT ON THESE PLANS, REGARDLESS OF ROCK, WATER TABLE OR OTHER CONDITIONS WHICH MAY BE ENCOUNTERED IN THE COURSE OF THE WORK.
8. ANY DISCREPANCY DISCOVERED BY THE CONTRACTOR IN THESE PLANS, OR ANY FIELD CONDITIONS DISCOVERED BY THE CONTRACTOR THAT MAY DELAY OR OBSTRUCT THE PROPER COMPLETION OF THE WORK SHOWN HEREIN SHALL BE BROUGHT TO THE ATTENTION OF THE OWNER AND THE ENGINEER IMMEDIATELY UPON DISCOVERY. SAID NOTIFICATION SHALL BE IN WRITING.
9. ALL UNDERGROUND IMPROVEMENTS SHALL BE INSTALLED TESTED AND APPROVED PRIOR TO PAVING.
10. THE CONTRACTOR SHALL NOT BEGIN EXCAVATING UNTIL ALL EXISTING UTILITIES HAVE BEEN MARKED IN THE FIELD. THE CONTRACTOR SHALL NOTIFY EACH APPLICABLE ENTITY AT LEAST 48 HOURS PRIOR TO COMMENCING WORK. CALL UNDERGROUND SERVICE ALERT (USA) TWO WORKING DAYS BEFORE DIGGING AT (800) 227-2800 FOR LOCATES.
11. GRADING AND CONSTRUCTION CONTRACTORS SHALL STOP WORK AND NOTIFY THE OWNER AND THE ENGINEER IF CULTURAL RESOURCES ARE DISCOVERED DURING CONSTRUCTION.
12. THE CONTRACTOR SHALL GIVE THE INSPECTOR 48 HOURS ADVANCE NOTICE OF ANY CONSTRUCTION OR REQUIRED TESTING.
13. SHOULD THE CONTRACTOR OR ANY OF HIS AGENTS OR EMPLOYEES ENCOUNTER OR DISCOVER MATERIALS WHICH APPEAR TO BE HAZARDOUS DURING THE PERFORMANCE OF THE WORK, THE CONTRACTOR SHALL INFORM THE ENGINEER IMMEDIATELY AND SUSPEND WORK IN THE AFFECTED AREA UNTIL THE ENGINEER HAS INSPECTED THE LOCATION AND MATERIALS IN QUESTION. SHOULD IT BE NECESSARY TO UNDERTAKE REMEDIATION, THE ENGINEER WILL GIVE WRITTEN NOTICE TO SUSPEND WORK IN THE AFFECTED AREA UNTIL THE PROPER COURSE OF ACTION HAS BEEN DETERMINED. OPERATIONS IN THE AFFECTED AREA SHALL BE RESUMED ONLY UPON WRITTEN NOTICE BY THE ENGINEER.
14. THE TOPSOIL SHALL BE REMOVED FROM CUT AND FILL AREAS AND SHALL NOT BE USED FOR ENGINEERED FILL. TOPSOIL SHALL BE STOCKPILED SEPARATELY AND REPLACED OVER AREAS OF EXPOSED SUBGRADE TO A MINIMUM DEPTH OF 6 INCHES.
15. NO CHANGES OR MODIFICATIONS SHALL BE MADE TO THESE PLANS WITHOUT WRITTEN APPROVAL BY THE ENGINEER.

EROSION CONTROL NOTES:

1. BMPs SHALL BE INSTALLED PRIOR TO ANY SITE DISTURBANCE AND MAINTAINED SUCH THAT NO VISIBLE SEDIMENT LEAVES THE SITE.
2. TRACKING CONTROLS: ENTRANCE/EXIT BMP IN ACCORDANCE WITH CALIFORNIA STORMWATER QUALITY ASSOCIATION (CASQA) MANUAL.
3. PAVED AREAS AT THE ACCESS POINTS SHALL BE SWEEPED OR VACUUMED AS OFTEN AS EACH DAY TO ELIMINATE TRACKING SOIL AND DEBRIS BEYOND THE LIMITS OF THE PROJECT SITE. ANY SOILS AND/OR DEBRIS, ROCK, GRAVEL, ETC. TRACKED BEYOND THE LIMITS OF THE PROJECT SITE AS A RESULT OF THIS PROJECT SHALL BE REMOVED IMMEDIATELY.
4. DISTURBED AREAS PROTECTED TO EXTENT PRACTICAL DURING CONSTRUCTION.
5. STOCKPILE MANAGEMENT TO BE IMPLEMENTED USING BMPs AS DESCRIBED IN THE CALIFORNIA STORMWATER QUALITY ASSOCIATION MANUAL.
6. DISTURBED AREA STABILIZED AS SOON AS POSSIBLE.
7. THE CONTRACTOR SHALL NOT ALLOW ANY CONSTRUCTION DEBRIS TO ENTER THE STORM DRAIN OR SANITARY SEWER SYSTEMS. THE CONTRACTOR SHALL INSTALL APPROVED PHYSICAL BARRIERS TO ENSURE THAT ALL DEBRIS IS CAPTURED AND REMOVED FROM SURFACE RUNOFF PRIOR TO RELEASING SITE RUNOFF.

SUBMERSIBLE PUMP SPECIFICATIONS:

1. MODEL: GOULDS GEPO511 30 (FLOAT INCLUDED) OR APPROVED EQUAL.
2. MINIMUM DESIGN PUMP CAPACITY: 50GPM @ 20 FT TDH.
3. POWER: 1 PHASE, 115 VOLTS, 9.5 AMP.
4. MINIMUM BREAKER SIZE: 15 A.
5. MINIMUM CORD LENGTH: 30 FEET.

FILTER SPECIFICATIONS:

1. MODEL: STORMWATER BIOCHAR 48S OR APPROVED EQUAL.
2. MEDIA: CAPPING LAYER (UPPER 5")- ZEOLITE
3. MEDIA: MID-LAYER (APPROX 30")- BIOCHAR PEAT
4. MEDIA: BOTTOM LAYER (BOTTOM 5")- ZEOLITE OR STORMWATER SHALE
5. INLET DIAMETER: 3 INCH
6. OUTLET DIAMETER: 3 INCH
7. SAMPLE PORT TO BE PROVIDED BY MANUFACTURER
8. COORDINATE WITH OWNER TO VERIFY RELATIVE POSITION OF PIPING AND FORKLIFT HOLES.

PROJECT SPECIFICATIONS:

GENERAL COMPACTION

1. COMPACTION REQUIREMENTS AS SPECIFIED WILL BE BY PERCENT OF THE MAXIMUM DRY DENSITY AND AS DETERMINED PER ASTM D 1557. THE IN-PLACE DENSITY SHALL BE DETERMINED BY ASTM 893B.
2. PLACE BACKFILL AND FILL SOIL MATERIAL IN LOOSE LIFTS OF NOT MORE THAN 8 INCHES FOR MATERIAL COMPACTED BY HEAVY EQUIPMENT, AND NOT MORE THAN 6 INCHES FOR MATERIAL COMPACTED BY HAND-OPERATED TAMPERS.
3. THE CONTRACTOR SHALL BE RESPONSIBLE TO CONFIRM THE GROUND ELEVATIONS AND OVERALL TOPOGRAPHY OF THE SITE PRIOR TO THE START OF CONSTRUCTION. THE CONTRACTOR SHALL NOTIFY SHN CONSULTING ENGINEERS AT 707-441-8855 IMMEDIATELY, AND PROVIDE WRITTEN DESCRIPTION OF ANY DIFFERENCES IN TOPOGRAPHY FROM THAT SHOWN ON THESE PLANS WHICH MAY REQUIRE CHANGES IN DESIGN AND/OR AFFECT EARTHWORK QUANTITY.
4. TOPSOIL SHALL BE REMOVED FROM ALL CUT AND FILL AREAS AND SHALL NOT BE USED FOR ENGINEERED FILL.
5. FILL MATERIALS SHALL COMPLY WITH THE REQUIREMENTS OF THESE PLANS UNLESS OTHERWISE SPECIFIED BY THE MANUFACTURER. ANY DISCREPANCY SHALL BE IMMEDIATELY BROUGHT TO THE ATTENTION OF THE ENGINEER PRIOR TO PROCEEDING WITH THE WORK.
6. COMPACTION IN TRENCHES SHALL BE TESTED EVERY 50 FEET WITH A MINIMUM OF TWO TESTS PER ANY LENGTH OF TRENCHING. THE ENGINEER WILL BE PERMITTED TO COMPLETE TESTING AT ANY BACKFILL ELEVATION DURING THE BACKFILLING PROCESS. THE CONTRACTOR SHALL PROVIDE EQUIPMENT AND AN OPERATOR, FREE OF CHARGE TO FACILITATE THE TESTING REQUIRED BY THE ENGINEER.
7. FILL MATERIALS SHALL BE MECHANICALLY COMPACTED. JETTING WILL NOT BE ALLOWED.
8. CARE SHALL BE TAKEN NOT TO CRUSH THE PIPE OR OTHER COMPONENTS WITH COMPACTION EQUIPMENT.
9. ENGINEER SHALL INSPECT AND APPROVE ALL SUBGRADE, BACKFILL, AND TRENCH WORK PRIOR TO PLACING SUBSEQUENT MATERIALS.

TESTING AND INSPECTION

1. ALL SITE GRADING, SUBGRADE, AND BACKFILLING WILL BE INSPECTED BY THE ENGINEER. CONTRACTOR TO PROVIDE 48 HOUR NOTICE IN ADVANCE OF REQUIRED INSPECTION. FAILURE TO GIVE ADEQUATE NOTICE MAY RESULT IN TESTING DELAYS WHICH WILL BE THE RESPONSIBILITY OF THE CONTRACTOR.
2. THE ENGINEER WILL MAKE ALL COMPACTION TESTS WHEN ADVISED BY THE CONTRACTOR THAT IN THE OPINION OF THE CONTRACTOR, SUFFICIENT DENSITIES HAVE BEEN ACHIEVED. THE CONTRACTOR SHALL FURNISH A BACKHOE AND OPERATOR UPON REQUEST AT NO COST TO OWNER.
3. THE CONTRACTOR SHALL MAKE ALL NECESSARY EXCAVATIONS FOR COMPACTION TESTS. COSTS OF EXCAVATION, BACKFILLING, AND COMPACTING IN CONNECTION WITH COMPACTION TESTING SHALL BE BORNE BY THE CONTRACTOR. A FAILING COMPACTION TEST INDICATES THAT THE REQUIRED COMPACTION STANDARDS HAVE NOT BEEN ACHIEVED. ANY FILL MATERIAL OR PORTION OF FILL MATERIAL THAT DOES NOT MEET THE SPECIFIED REQUIREMENTS SHALL BE REMOVED AND RECOMPACTED UNTIL THE REQUIREMENTS ARE SATISFIED AT NO ADDITIONAL COST TO THE OWNER. COSTS ASSOCIATED WITH RETESTING PREVIOUSLY FAILED AREAS SHALL BE PAID BY OWNER AND BACK-CHARGED TO THE CONTRACTOR.
4. EXCAVATIONS FOR COMPACTION TESTS SHALL BE BACKFILLED WITH MATERIAL SIMILAR TO THAT EXCAVATED, AND BE COMPACTED TO THE SPECIFIED DENSITY.
5. ALL COSTS ASSOCIATED WITH ACHIEVING COMPACTION STANDARDS SHALL BE INCLUDED IN THE BID PRICES PAID FOR THE BID ITEM INVOLVED AND THEREFORE NO ADDITIONAL COMPENSATION SHALL BE MADE.

PAVING

1. ALL ASPHALT CONCRETE SHALL BE IN ACCORDANCE WITH CALTRANS STANDARD SPECIFICATIONS SECTION 39.
2. ASPHALT MATERIAL SHALL BE HMA TYPE A WITH 1/2 INCH AGGREGATE GRADATION. ASPHALT BINDER SHALL BE PG84-16.
3. ASPHALT CONCRETE SHALL BE INSTALLED AND TESTED ACCORDING TO THE "STANDARD PROCESS" SPECIFIED IN SECTION 39 OF THE CALTRANS STANDARD SPECIFICATIONS. ACCEPTANCE CRITERIA PER CALTRANS TEST 309.
4. WHERE NEW PAVING MEETS EXISTING PAVEMENT, EXISTING PAVEMENT SHALL BE SAWCUT.
5. APPLY TACK COAT TO CONTACT SURFACES OF CURBS, GUTTERS AND EXISTING PAVEMENT.
6. PLACE ASPHALT CONCRETE WITHIN 24 HOURS OF APPLYING PRIMER OR TACK COAT.
7. TACK COAT SHALL BE TYPE SS-1.
8. COMPACT PAVEMENT BY ROLLING TO A MINIMUM OF 95% OF MAXIMUM DENSITY IN ACCORDANCE WITH CALTRANS TEST 375. DO NOT DISPLACE OR EXTRUDE PAVEMENT FROM POSITION. HAND COMPACT IN AREAS INACCESSIBLE TO MECHANICAL ROLLING EQUIPMENT. PERFORM ROLLING WITH CONSECUTIVE PASSES TO ACHIEVE SMOOTH FINISH WITHOUT ROLLER MARKS.
9. AGGREGATE BASE SHALL BE CALTRANS CLASS 2, COMPACTED TO 95% RELATIVE COMPACTION PER ASTM D1557/D893B.
10. IN AREAS TO BE PAVED, MINIMUM TOP 6 INCHES OF SUITABLE NATIVE SOIL SHALL BE SCARIFIED AND RECOMPACTED TO 90% RELATIVE COMPACTION PER ASTM D1557/D893B.
11. UNLESS OTHERWISE SHOWN ON THESE PLANS, NEW ASPHALT CONCRETE SURFACES AND NEW FINISH GRADE SURFACES SHALL BE INSTALLED SO AS TO MAINTAIN EXISTING SURFACE DRAINAGE PATTERNS.

PIPING

1. ALL EXPOSED PVC PIPING SHALL BE HAND SANDED WITH MEDIUM GRIT SANDPAPER TO PROVIDE TOOTH FOR COATING SYSTEM. COATING SHALL BE ACRYLIC LATEX SEMI-GLOSS, 2 COATS, 320 SQUARE FEET PER GALLON PER COAT.

BELOW GRADE TANKS

1. IF REQUIRED, GEOGRID SHALL BE TENSAR INTERAX NX750 OR APPROVED EQUAL.
2. STABILIZATION MATERIAL MAY BE REQUIRED BY ENGINEER IF SUBGRADE CANNOT PROVIDE UNYIELDING SURFACE. MATERIAL TO BE SPECIFIED BY ENGINEER.
3. ALL TANK PENETRATIONS TO INCLUDE LINK SEALS.
4. TANK JOINTS SHALL BE DOUBLE SEALED TONGUE AND GROOVE FOR HIGH GROUNDWATER CONDITIONS IN ACCORDANCE WITH JENSEN INSTALLATION PROCEDURES.

VERIFY SCALES
 1" = 10' (VERTICAL)
 1" = 40' (HORIZONTAL)
 IF NOT ONE INCH ON SCALES ACCORDING

812 W. WABASH AVE.
 SUITE 200
 NEWBURN, CA 95959
 WWW.SHN-CA.COM
 707-441-8855



BY	REVISION	NO.	DATE

DESIGN JG
 DR CDN/JWF
 CHK CRS
 APVD

HBHRCD
 FIELDS LANDING BOAT YARD STORMWATER TREATMENT SYSTEM
 FIELDS LANDING, CALIFORNIA
NOTES AND SPECIFICATIONS

SHEET	G3.0
SEQ	
DATE	10/2024
PROJ. NO.	016216.100





PLAN
 1"=40'

NOTE:
 LOCATIONS OF EXISTING UTILITIES ARE APPROXIMATE.
 CONTRACTOR SHALL LOCATE ALL UTILITIES PRIOR TO
 MOBILIZATION.




SHEET C1.0	DATE	10/2024	DSGN	JG	NO.	DATE	REVISION	BY
	PROJ. NO.	016216:100	DR	CDN/JWF				
	HBHRCD FIELDS LANDING BOAT YARD STORMWATER TREATMENT SYSTEM FIELDS LANDING, CALIFORNIA		CHK	CRS				
	EXISTING CONDITIONS		APVD					

Page 215 of 256		NO.	DATE	REVISION	BY
-----------------	--	-----	------	----------	----



812 W. WABASH AVE.
 EUREKA, CA. 95501
 WWW.SHN-ENGR.COM
 707-441-8855

VERIFY SCALES
 BAR IS ONE INCH ON ORIGINAL DRAWING
 0 1"
 IF NOT ONE INCH ON THIS SHEET, ADJUST SCALES ACCORDINGLY.



PLAN
 1"=10'

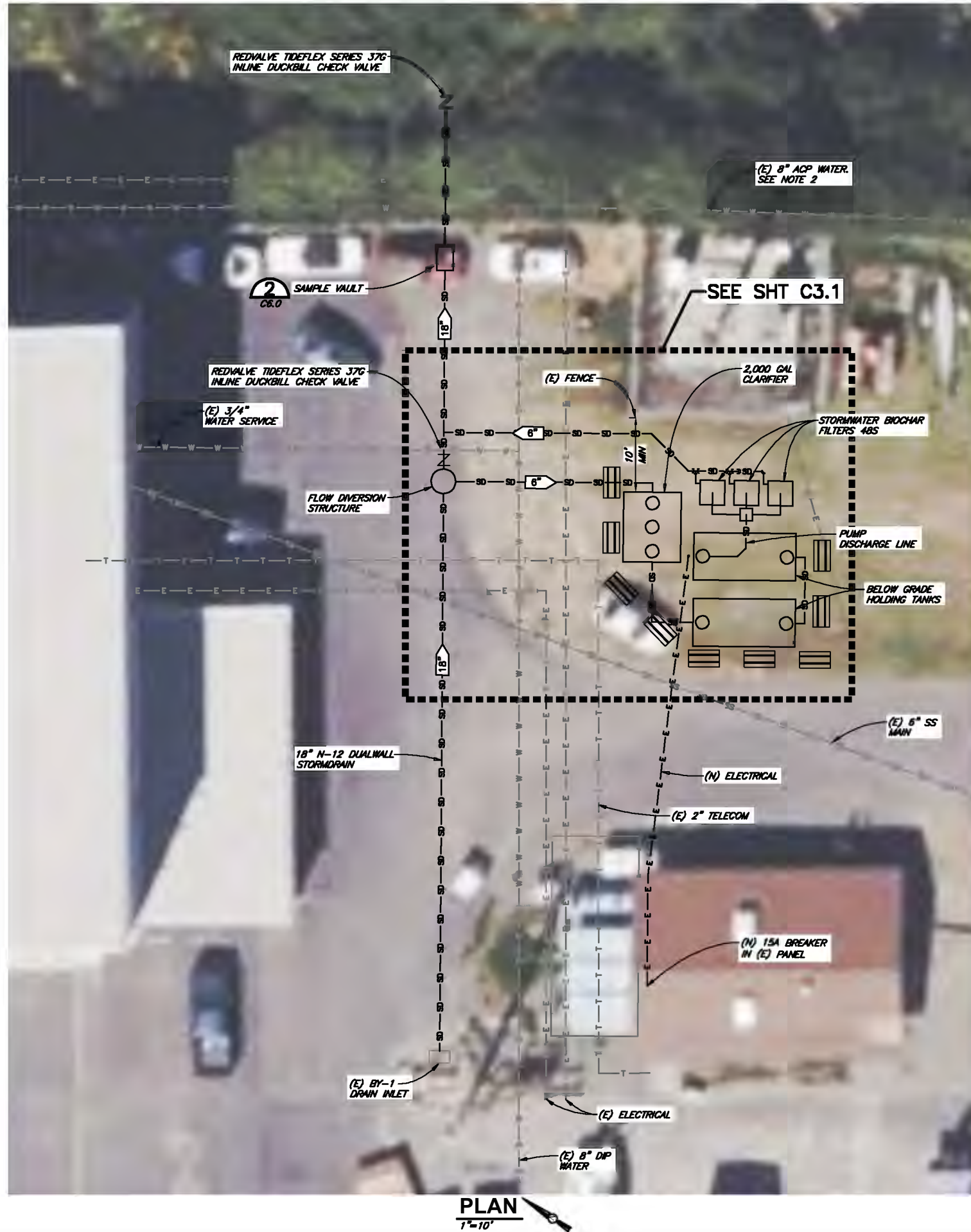


SHEET C2.0	DATE 10/2024	SEB	HBHRCD FIELDS LANDING BOAT YARD STORMWATER TREATMENT SYSTEM FIELDS LANDING, CALIFORNIA	DISGN	JG	NO.	DATE	REVISION	BY
				DR	CDN/JWF				
DEMOLITION PLAN				CHK	CRS				
Page 216 of 256				APVD					



812 W. WABASH AVE.
 EUREKA, CA 95501
 WWW.SH-ENGR.COM
 707-441-8855

VERIFY SCALES
 BAR IS ONE INCH ON ORIGINAL DRAWING
 0 1"
 IF NOT ONE INCH ON THIS SHEET, ADJUST SCALES ACCORDINGLY

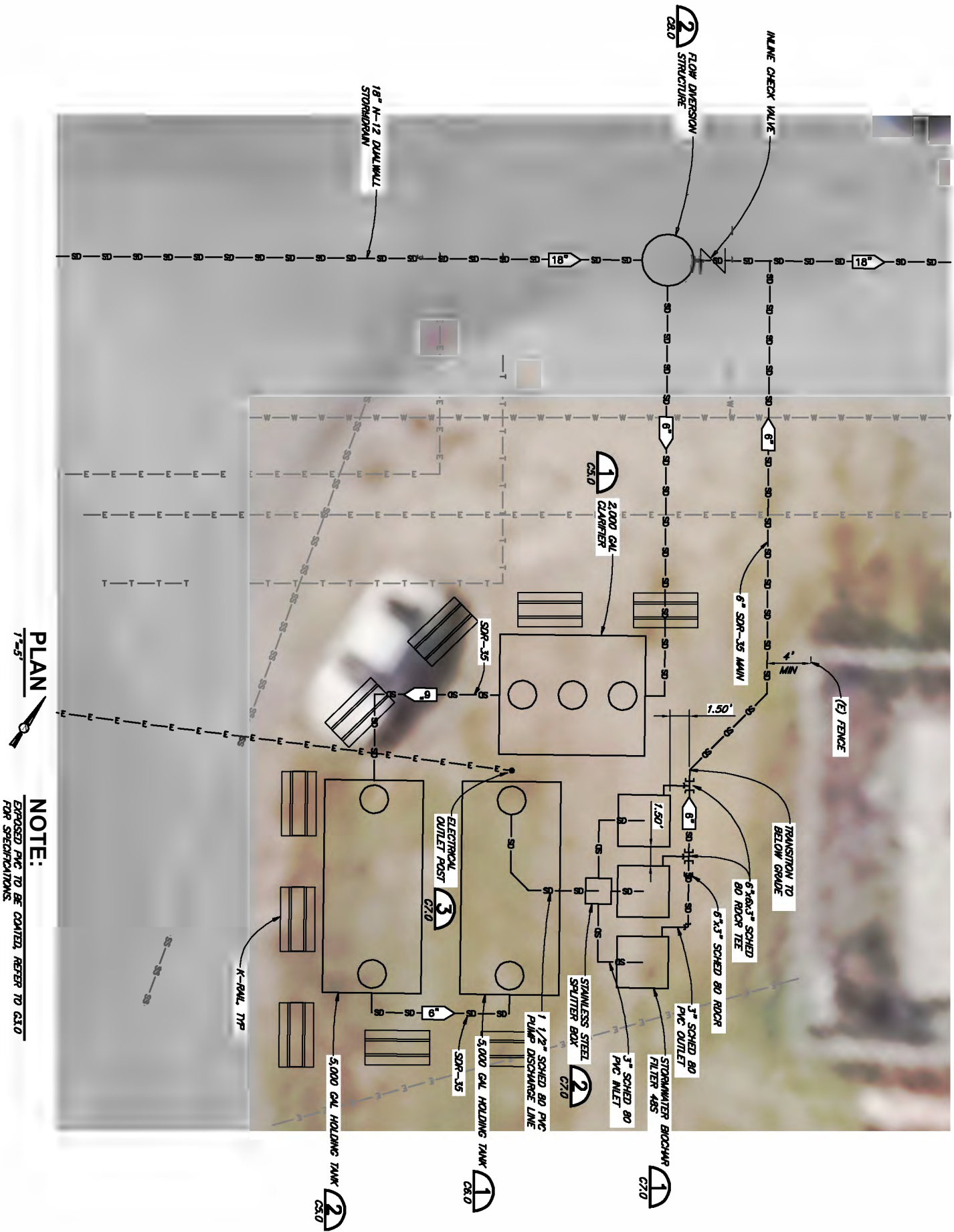


NOTES:

1. CONTRACTOR TO UTILITY LOCATE ALL UNDERGROUND UTILITIES PRIOR TO STARTING WORK SHOWN.
2. EXISTING WATER LINE CONTAINS ASBESTOS MATERIALS. CONTRACTOR SHALL TAKE ALL NECESSARY PRECAUTIONS WHEN EXPOSING PIPING.



VERIFY SCALES BAR IS ONE INCH ON ORIGINAL DRAWING IF NOT ONE INCH ON SCALES ACCORDING TO RECORDS	
812 W. WADSWORTH AVE. SUITE 101 WUBURNA, CA 94592 WWW.S&W-ENR.COM 707-441-8885	
BY	
REVISION	
DATE	
NO.	
DESIGN	JG
DIR	CDN/JWF
CHK	CRS
APPV	
HBHRCD FIELDS LANDING BOAT YARD STORMWATER TREATMENT SYSTEM FIELDS LANDING, CALIFORNIA SITE PLAN AND YARD PIPING	
SHEET	C3.0
SEQ	
DATE	10/2024
PROJ. NO.	016216.100

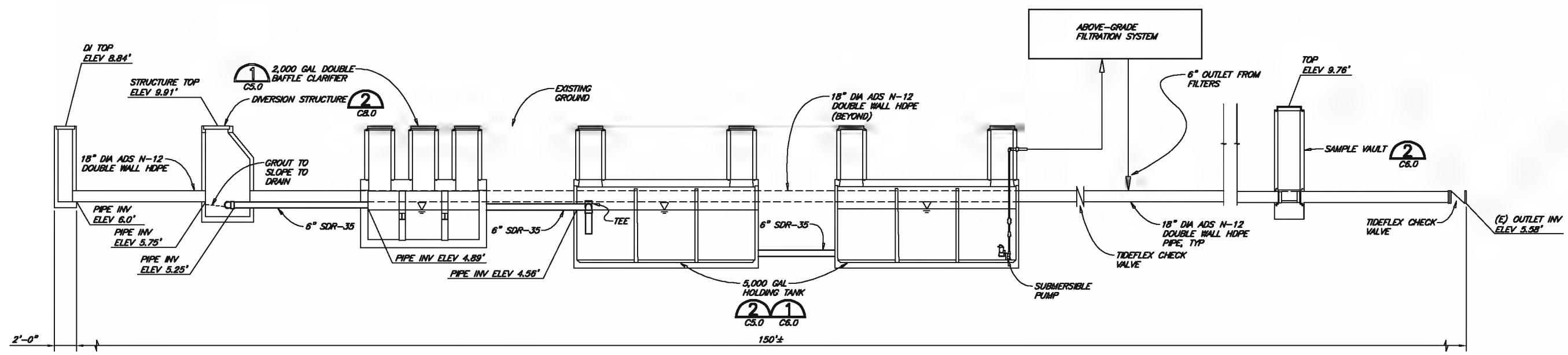


PLAN
 1/8" = 1'-0"

NOTE:
 EXPOSED PIPING TO BE COVERED REFER TO CS10 FOR SPECIFICATIONS.



SAVED: 10/28/2024 4:04 PM CNEWELL, PLOTTED: 10/28/2024 4:08 PM NEWELL, CHRIS



NOTE:
 1. ALL ELEVATIONS SHOWN WITH RESPECT TO THE NORTH AMERICAN VERTICAL DATUM OF 1988 (NAVD88).



VERIFY SCALES
 BAR IS ONE INCH ON ORIGINAL DRAWING
 0 1"
 IF NOT ONE INCH ON SCALES ACCORDINGLY

812 W. WABASH AVE.
 DUREN, CA 95901
 WWW.S&W-CA.COM
 707-441-8885

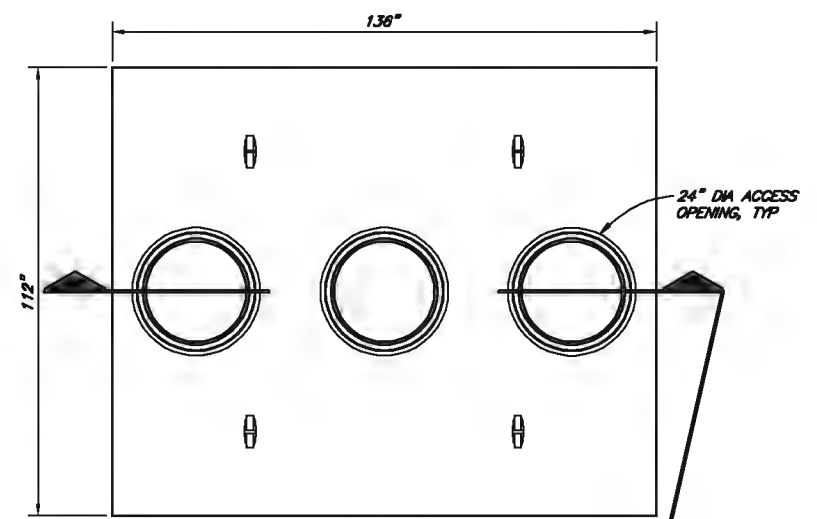


JG
 CRS

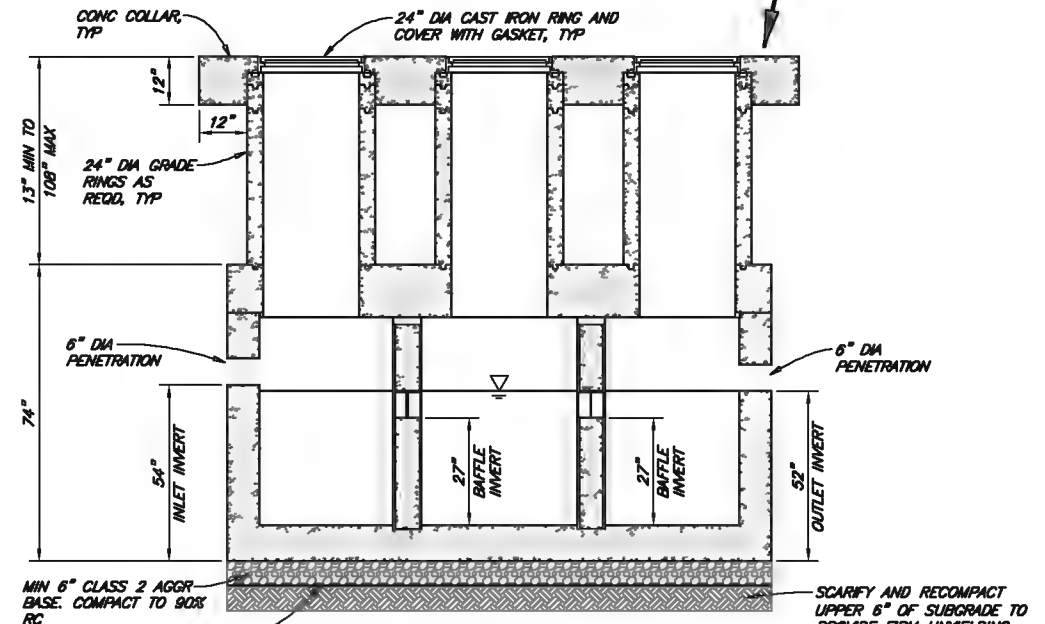
HBIHRC
 BOAT YARD STORMWATER TREATMENT
 FIELDS LANDING, CALIFORNIA
HYDRAULIC PROFILE

NTS
 SHEET
C4.0
 SEQ
 DATE 10/2024
 016216.100

SAVED: 10/28/2024 4:05 PM CNEWELL, PLOTTED: 10/28/2024 4:09 PM NEWELL, CHRIS



PLAN



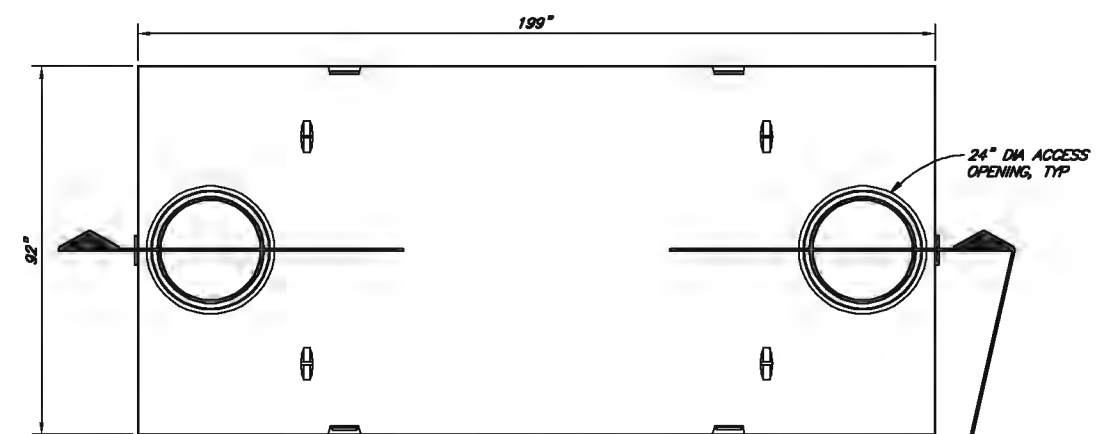
SECTION

NOTES:

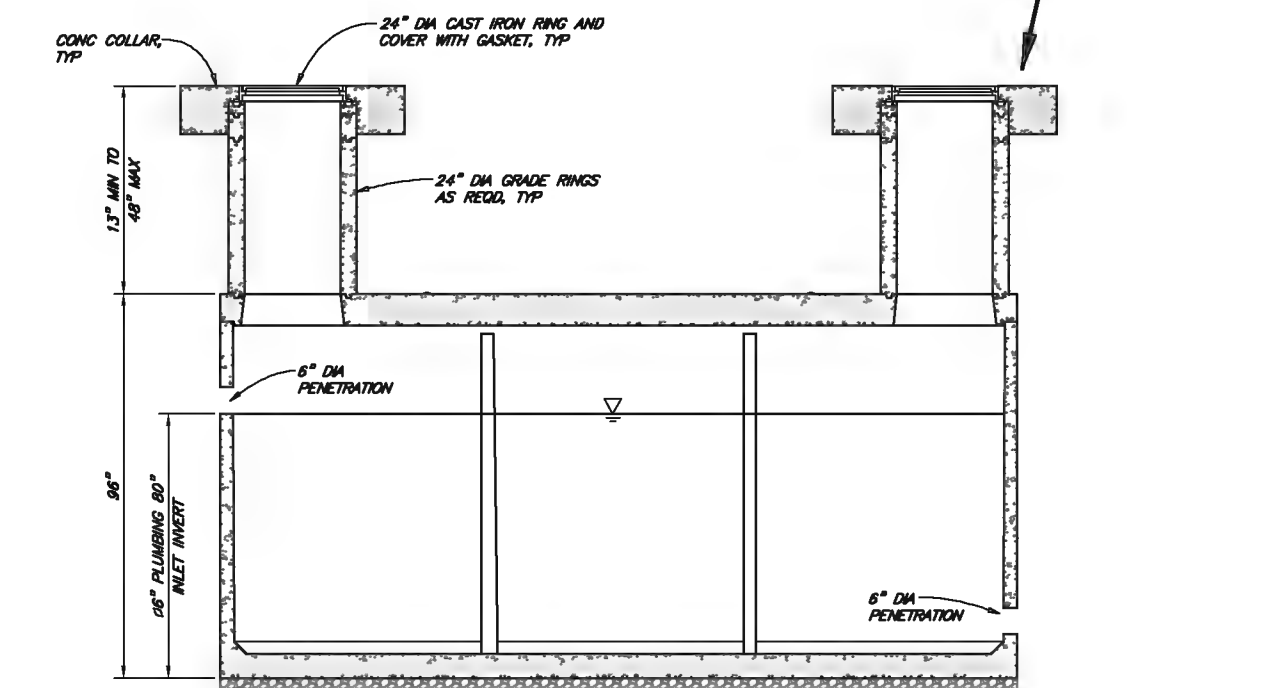
1. JENSEN MU 2,000 GALLON 6" ASSEMBLY CLARIFIER EE DOUBLE BAFFLE FOR HIGH GROUNDWATER CONDITIONS, OR APPROVED EQUAL.
2. REFER TO SHEET G3.0 FOR SPECIFICATIONS.

DETAIL 1
NTS CS.1, CA.0

(2,000 GAL CLARIFIER UNIT)



PLAN



SECTION

NOTES:

1. JENSEN MU 5,000 GALLON 6" ASSEMBLY FOR HIGH GROUNDWATER CONDITIONS OR APPROVED EQUAL.
2. REFER TO SHEET G3.0 FOR SPECIFICATIONS.

DETAIL 2
NTS CS.1, CA.0

(5,000 GAL HOLDING TANK)

VERIFY SCALES
BAR IS ONE INCH ON ORIGINAL DRAWING
0 1"
IF NOT ONE INCH ON SCALES ACCORDINGLY

812 W. WABASH AVE.
DUREN, CA 95901
WWW.S&W.COM
707-441-8885



DESIGN	CHK	APPV	DATE
JG	CDN/JMF	CRS	
BY			

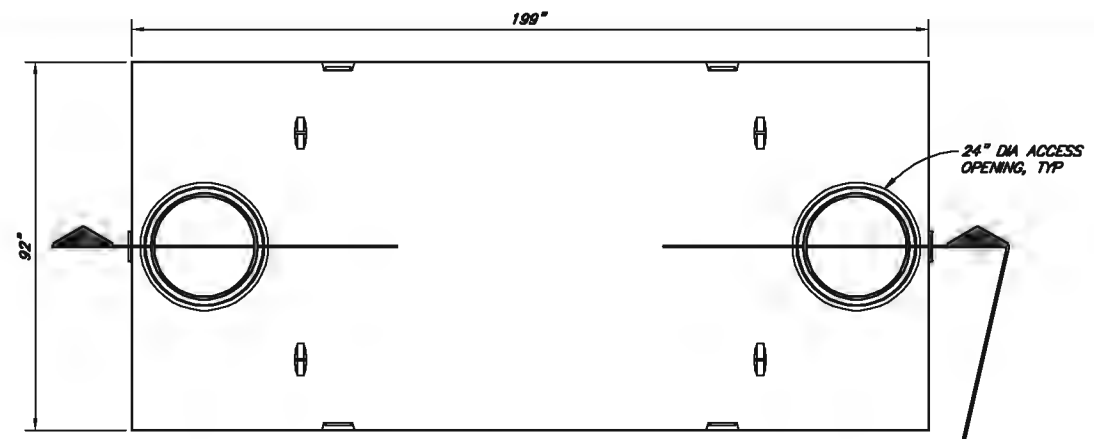
HBRCD
FIELDS LANDING BOAT YARD STORMWATER TREATMENT SYSTEM
FIELDS LANDING, CALIFORNIA

SHEET
C5.0

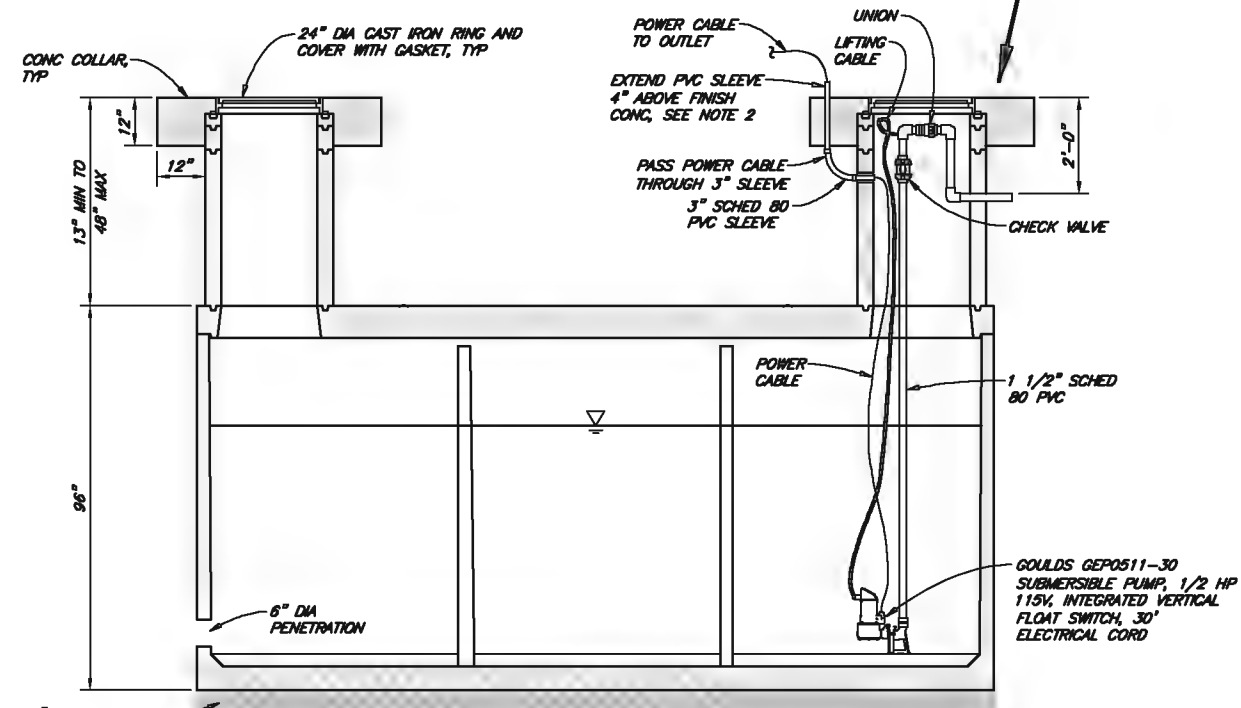
DATE 10/2024
PROJ. NO. 016216.100



SAVED: 10/28/2024 4:05 PM CNEWELL, PLOTTED: 10/28/2024 4:09 PM NEWELL, CHRIS



PLAN



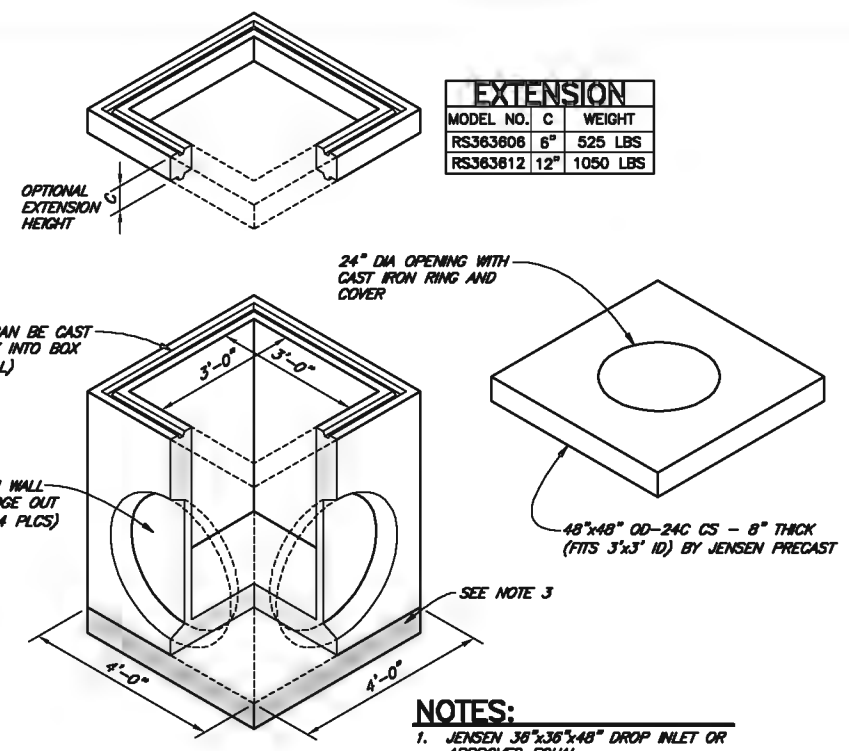
SECTION

NOTES:

- JENSEN MU 5,000 GALLON 6" ASSEMBLY FOR HIGH GROUNDWATER CONDITIONS OR APPROVED EQUAL.
- TO PLUG OPEN SLEEVE TOP: DRILL HOLE IN RUBBER PLUG LARGE ENOUGH FOR POWER CABLE. CUT PLUG IN HALF AND INSTALL AROUND THE POWER CABLE. PRESS SPLIT PLUG INTO SLEEVE.
- REFER TO SHEET G3.0 FOR SPECIFICATIONS.

DETAIL 1
NTS C3.1, C4.0

(5,000 GAL HOLDING TANK)



NOTES:

- JENSEN 36"x36"x48" DROP INLET OR APPROVED EQUAL.
- PIPING CONNECTIONS SHALL INCLUDE PIPE MANUFACTURER'S RECOMMENDED WATER-PROOF GASKET OR SEAL.
- 12" THICK AGGREGATE BASE, 95% RELATIVE COMPACTION.

DETAIL 2
NTS C3.0, C4.0
(SAMPLE VAULT)



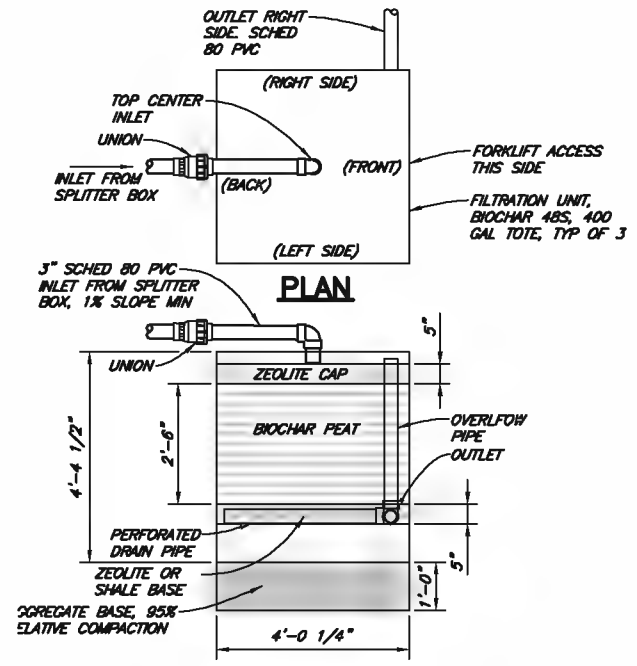
VERIFY SCALES
 BAR IS ONE INCH ON ORIGINAL DRAWING
 IF NOT ONE INCH ON SCALES ACCORDINGLY

812 W. WADSWORTH AVE.
 DUREN, CA 95001
 WWW.S&W-ENR.COM
 707-441-8885

HBRCD
 FIELDS LANDING BOAT YARD STORMWATER TREATMENT SYSTEM
 FIELDS LANDING, CALIFORNIA
TANK DETAILS

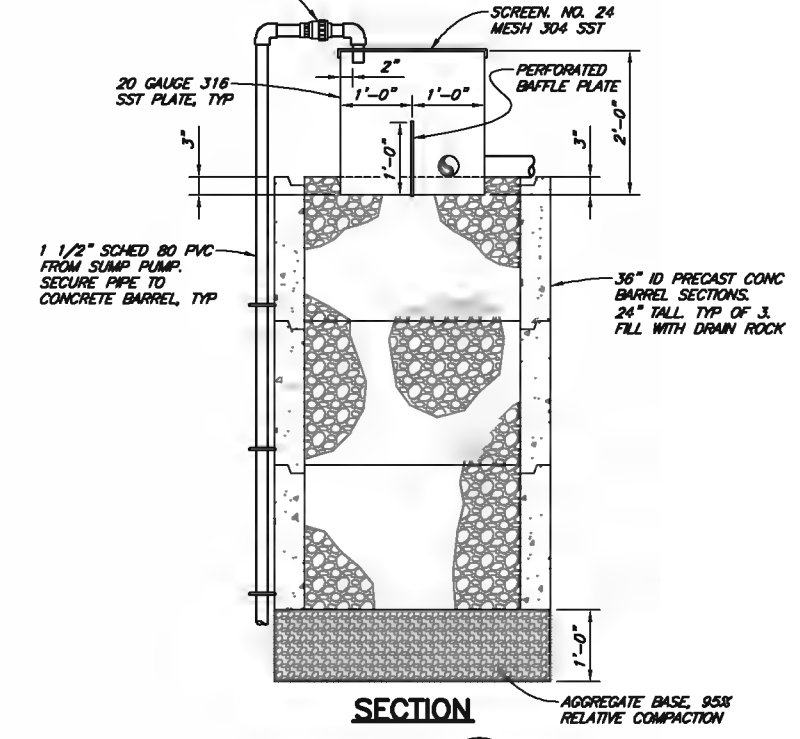
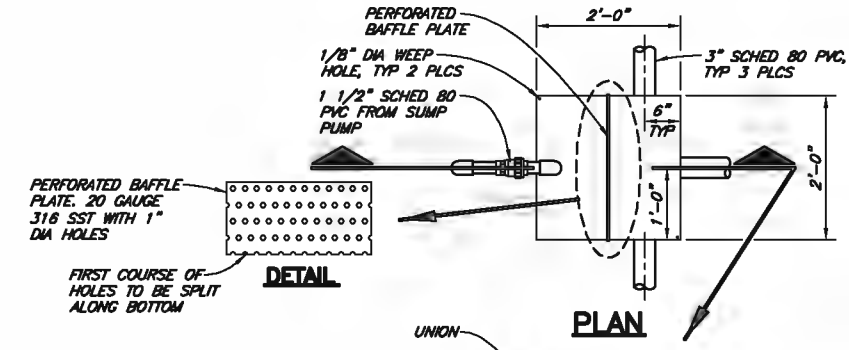
DESIGN	CHKD	APPV'D
JG	CRS	

SHEET **C6.0**
 DATE **10/2024**
 PROD. NO. **016216.100**

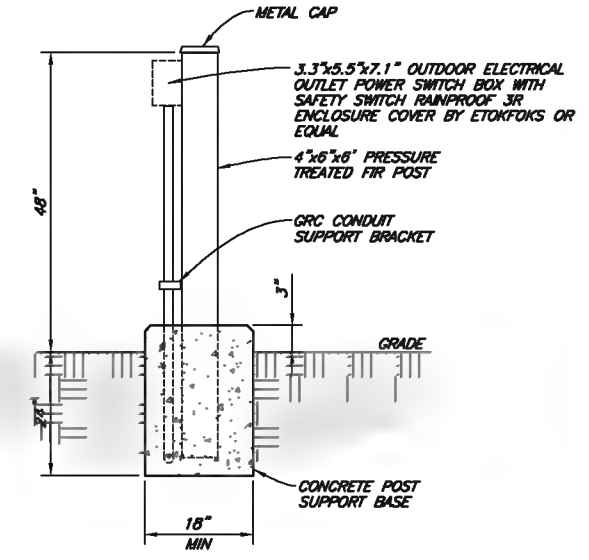


- NOTES:**
- FILTRATION UNITS, FILTER MEDIA, OUTLET PIPING AND APPURTENANCES BY "BIOCHAR STORMWATER FILTRATION SYSTEMS".
 - INSTALL ACCORDING TO MANUFACTURER'S RECOMMENDATIONS.

DETAIL 1
NTS C3.1
(FILTER UNIT)



DETAIL 2
NTS C3.1
(FLOW SPLITTER BOX)



DETAIL 3
NTS C3.1
(EXTERIOR POWER PANEL)



VERIFY SCALES
BAR IS ONE INCH ON ORIGINAL DRAWING
IF NOT ONE INCH ON THIS SHEET, ADJUST SCALES ACCORDINGLY

812 W. WABASH AVE.
DUREKA, CA 95601
WWW.SJW-ENR.COM
707-441-8665

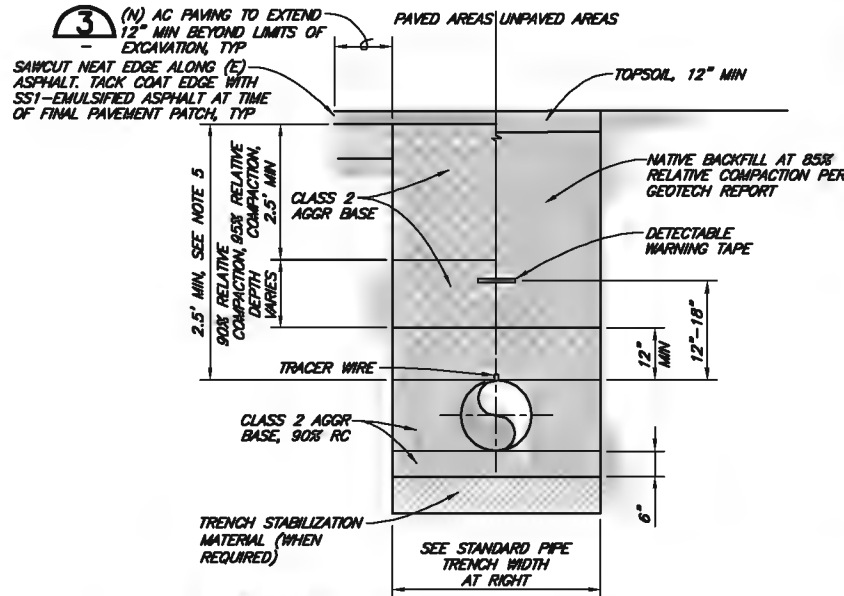
NO.	DATE	REVISION	BY

IBHRCD
FIELDS LANDING BOAT YARD STORMWATER TREATMENT SYSTEM
FIELDS LANDING, CALIFORNIA

DETAILS

C7.0

DATE 10/2024
PAGE NO. 016216.100

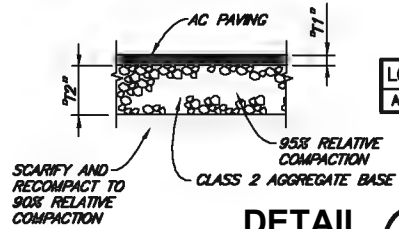


NOTES:

1. WIDER TRENCHES MAY REQUIRE HIGHER STRENGTH PIPE AND/OR SPECIAL BEDDING.
2. DIFFERING TRENCH WIDTHS REQUIRE PRIOR APPROVAL OF ENGINEER.
3. IN MAKING EXCAVATIONS FOR THIS PROJECT, THE CONTRACTOR SHALL BE FULLY RESPONSIBLE FOR PROVIDING AND INSTALLING ADEQUATE SHEETING, SHORING AND BRACING AS MAY BE NECESSARY AS A PRECAUTION AGAINST SLIDES OR CAVE-INS, AND TO PROTECT ALL EXISTING IMPROVEMENTS OF ANY KIND, EITHER ON PUBLIC OR PRIVATE PROPERTY, FULLY FROM DAMAGE.
4. SATISFACTORY NATIVE BACKFILL MATERIAL USED AS UTILITY TRENCH BACKFILL BELOW UNPAVED AREAS SHALL BE APPROVED BY THE ENGINEER PRIOR TO USE.
5. 2-SACK SLURRY BACKFILL MAY BE USED IN TRENCH WHEN MINIMUM PIPE COVER NOT POSSIBLE, WHEN APPROVED BY OWNER'S REPRESENTATIVE.
6. DETECTABLE WARNING TAPE SHALL BE BRIGHT COLORED, CONTINUOUSLY PRINTED, MINIMUM 6" WIDE BY 4 MIL THICK, MANUFACTURED FOR DIRECT BURIAL.
7. DETECTABLE WARNING TAPE NOT REQUIRED FOR IRRIGATION LINES.
8. GRAVEL ROADS SHALL USE PAVED AREA TRENCH SECTION BUT WITH AGGREGATE BASE TO SURFACE, UNLESS NOTED OTHERWISE.
9. MAINTAIN A MINIMUM OF 2'-0" SEPARATION WHERE PIPES ARE INSTALLED WITHIN THE SAME TRENCH.

DETAIL 1
NTS
(TYPICAL TRENCH)

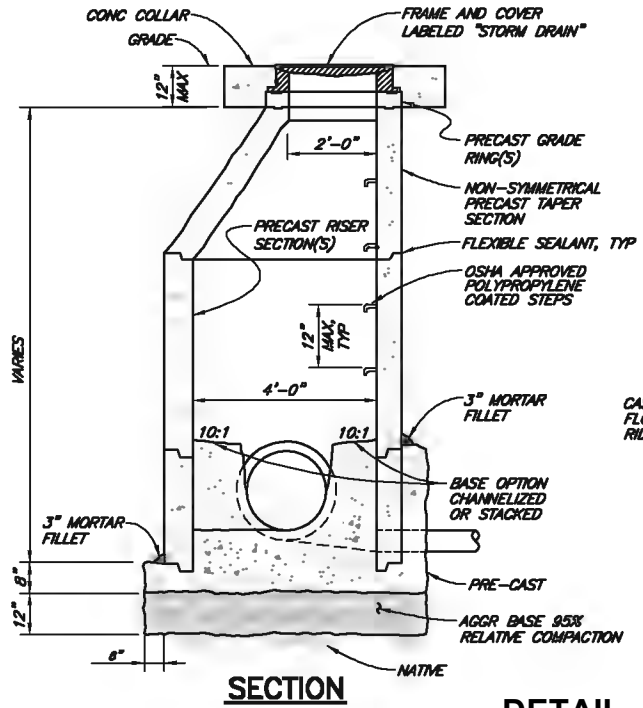
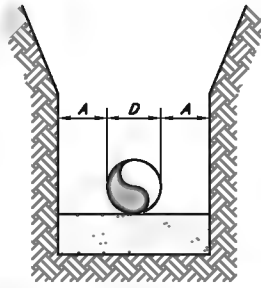
PIPE DIA "D"	MINIMUM "A"	MAXIMUM "A"
<4"	3"	6"
4" TO 6"	6"	12"
6" TO 15"	8"	14"
16" TO 21"	10"	16"
24" TO 30"	12"	18"
33" TO 42"	15"	21"
48" & LARGER	18"	24"



DETAIL 3
NTS
(TYP PAVING STRUCTURAL SECTION)

THICKNESS

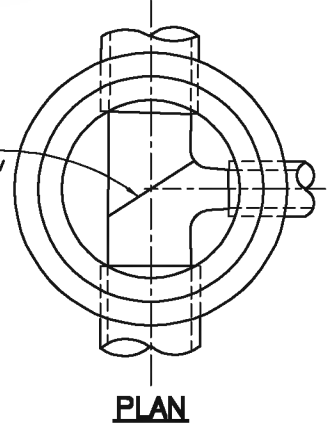
LOCATION	"T1"	"T2"
AC PAVING	3.0"	8"



DETAIL 2
NTS C3.1
(STORM DRAIN MANHOLE)

NOTES:

1. CONCRETE AND MASONRY WORK SHALL CONFORM TO THE PROVISIONS OF THE SPECIFICATIONS.
2. ALL JOINTS SHALL BE SMOOTHLY TRIMMED WITH CLASS B MORTAR ON THE OUTSIDE OF THE MANHOLE.
3. JOINT SEALANT COMPOUND SHALL BE USED TO SET MANHOLE SEGMENTS.
4. PIPING CONNECTIONS SHALL INCLUDE PIPE MANUFACTURER'S RECOMMENDED WATER-PROOF GASKET OR SEAL.



SAVED: 10/28/2024 3:57 PM CNEWELL, PLOTTED: 10/28/2024 4:09 PM NEWELL, CHRIS
 P:\Information Systems\Projects\1016216\1016216.dwg



VERIFY SCALES
 BAR IS ONE INCH ON ORIGINAL DRAWING
 0 IF NOT ONE INCH ON SCALES ACCORDINGLY

812 W. WABASH AVE.
 SURESH, CA 95001
 WWW.SURESH.COM
 707-441-8885

HBRCD
 BOAT YARD STORMWATER TREATMENT SYSTEM
 FIELDS LANDING, CALIFORNIA
DETAILS

SHEET
C8.0
 SEQ
 DATE 10/2024
 PROJ. NO.
 016216.100



Date: 9/20/2024
Reference: 016216.100

Created by: C. Swanson
Checked by:

ENGINEER'S OPINION OF PROBABLE PROJECT COST
Stormwater Treatment System
Fields Landing Boat Yard

Item	Description	Units	Quantity	Unit Cost	Total Cost	Comments
1	Mobilization (10%)	LS	1	\$17,000	\$17,000	
2	Filtration System	EA	3	\$6,500	\$19,500	Biochar 48S, Biochar Peat
3	Clarifier (2,000 gal)	EA	1	\$38,500	\$38,500	Jensen Precast
4	Equalization Tank (5,000 gal)	EA	2	\$30,600	\$61,200	Jensen Precast
5	Discharge Sample Vault (36x36 in)	EA	1	\$16,000	\$16,000	Jensen Precast
6	Inline Check Valve	EA	2	\$5,400	\$10,800	Red Valve 37G inline
7	Submersible Pump	EA	1	\$465	\$465	1/2 hp Goulds GEP0511
8	Culvert Pipe	LF	105	\$87	\$9,135	18" Corr. Dual-Wall HDPE
9	Excavation & Disposal	CY	232	\$40	\$9,280	
10	Class 2 Agg Base Backfill	TON	3.0	\$140	\$420	
11	Electrical	LS	1	\$2,000	\$2,000	Allowance
12	Miscellaneous Piping and Valving	LS	1	\$5,000	\$5,000	Allowance
2024 Construction Subtotal:					\$189,300	
Contingency (10%):					\$19,000	
Total Construction:					\$208,300	

COMMISSIONERS

1st Division: Aaron Newman
2nd Division: Greg Dale
3rd Division: Stephen Kullmann
4th Division: Craig Benson
5th Division: Patrick Higgins

**Humboldt Bay Harbor,
Recreation and Conservation
District**
(707) 443-0801
P.O. Box 1030
Eureka, California 95502-1030



STAFF REPORT
HARBOR DISTRICT MEETING
December 12, 2024

TO: Honorable Board President and Harbor District Board Members

FROM: Vanessa Blodgett, District Planner and Rob Holmlund, Development Director

DATE: December 5, 2024

TITLE: Consider Adopting Resolution 2024-13: A Resolution Establishing Findings Relative to and Approving Harbor District Permit 2024-02, a CEQA Statutory Exemption for Restoration Projects, and Approval of Harbor District Permit 2024-02 with Conditions for the Wadulh Lagoon Tidal Wetland Enhancement Project

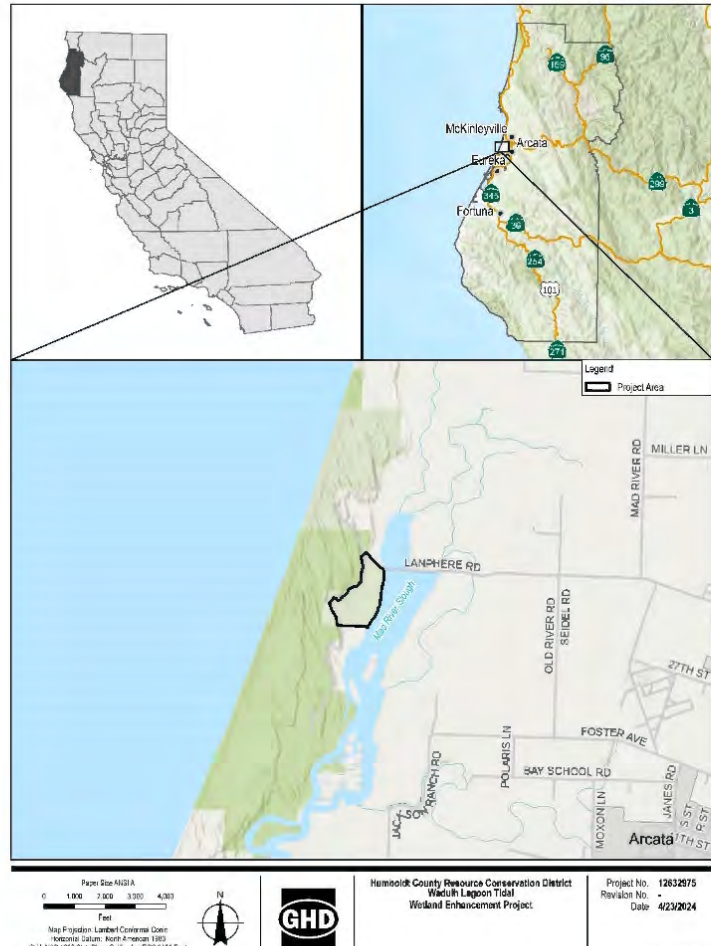
STAFF RECOMMENDATION: Staff recommends that the Board: Adopt Harbor District Resolution No. 2024-13 which includes:

- Establishing Findings Relative to a CEQA Statutory Exemption and the Permit Application for the Wadulh Lagoon Tidal Wetland Enhancement Project
- Approving Permit 2024-02 with Conditions for the Wadulh Lagoon Tidal Wetland Enhancement Project

SUMMARY: The Humboldt County Resource Conservation District's (HCRCD's) Wadulh Lagoon Tidal Wetland Enhancement Project (Project; Wadulh pronounced "wah-dush") is intended to restore a diked former agricultural pasture to a combination of estuarine and palustrine wetland habitats, including salt marsh, brackish marsh, mudflat, and subtidal/intertidal eelgrass habitat, while protecting existing forested wetlands to the west. The Project will have long-term benefits for climate resiliency, coastal wetlands and associated native species, and sensitive species recovery and result in a mosaic of wetland types as well as a net increase in wetlands. The Project includes a 54-acre Project Area within a 78-acre parcel (APN 506-291-014) along the upper western portion of the Mad River Slough on Humboldt Bay, approximately 1.25 miles west of the City of Arcata, in Humboldt County, California (Figure 1. Project Site and Location Map). The Project Area is located on the Wadulh Unit of the Humboldt Bay National Wildlife Refuge (NWR) and the parcel is owned by the U.S. Fish and Wildlife Service (USFWS).

BACKGROUND: The parcel consisted of tidal wetlands and mudflat prior to its conversion to agricultural land in the 1930's. Currently the parcel is an abandoned, subsided pasture that is bound on the east side by a failing levee along Mad River Slough, on the west side by dunes and dune forest, on the north by Lanphere Road, and on the south by a vegetated cross levee.

Figure 1. Project Site and Location Map



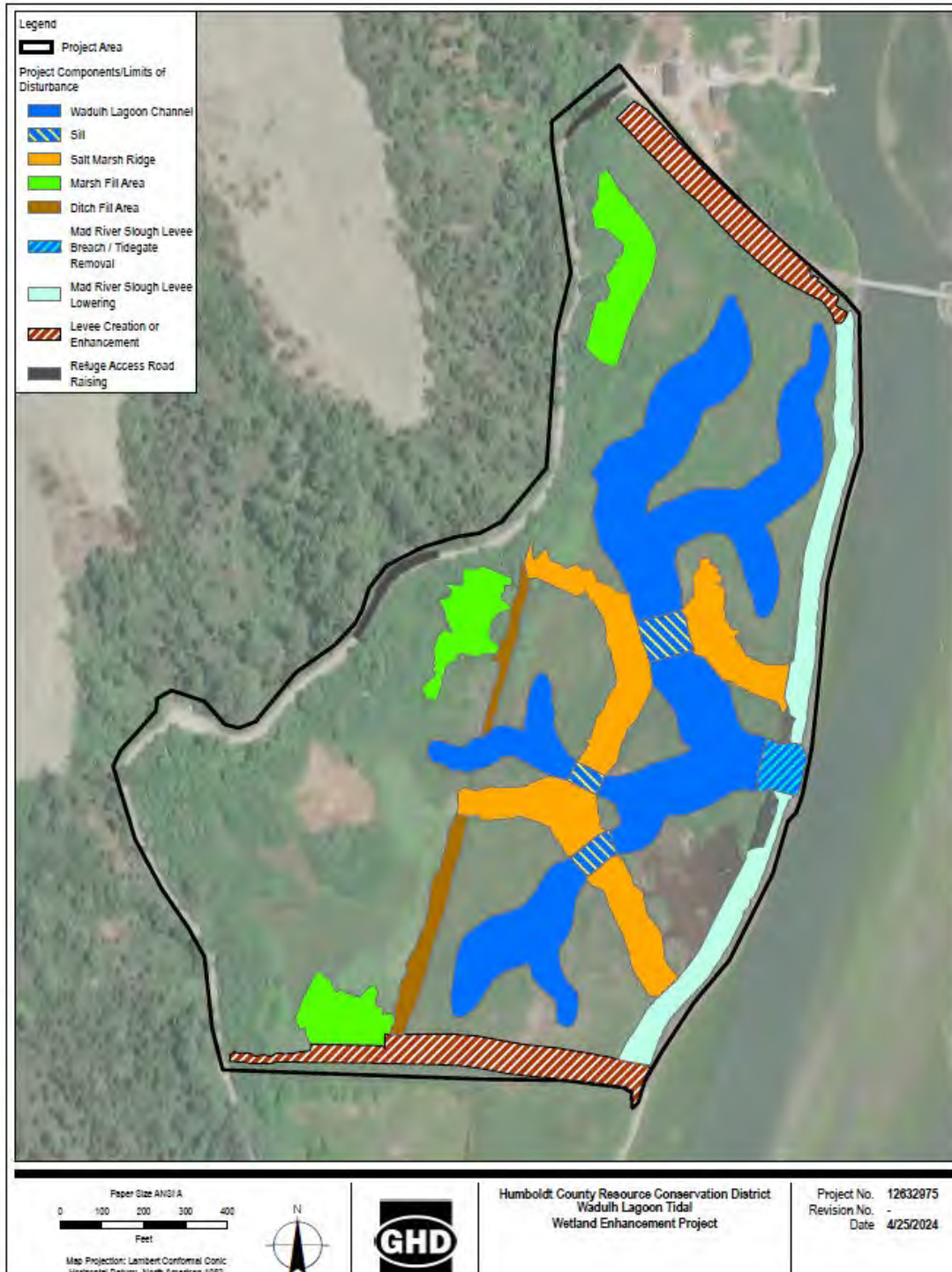
The Project site has been the subject of environmental studies undertaken by Caltrans starting in 2015. The Humboldt County Resource Conservation District acts as lead agency for the Project, and the USFWS as the partnering federal agency who developed preliminary concept plans for the restoration and tidal enhancement of Waduh Lagoon. The concept plan is informed by the previous studies and investigations by HCRCD consultants and USFWS staff.

DISCUSSION: The Project is designed to benefit native fish, wildlife, and plant species by restoring tidal process and ecosystem function to a diked agricultural pasture. The Project includes 1) breaching and lowering approximately 1,650 linear feet of the Mad River Slough Levee, 2) excavating and grading 3.5 acres of low-lying areas of the pasture to elevations that will support eelgrass (*Zostera marina*), 3) excavating a tidal channel network, 4) placing approximately 27,000 cubic yards of native fill to raise low-lying areas to elevations that will support salt marsh, 5) constructing two cross levees, and 6) removal of invasive plant species. The completed project will restore and protect approximately 52 acres of intertidal salt marsh, brackish marsh, freshwater emergent wetlands, and fringe wetlands. The Project provides an opportunity to restore a natural shoreline with a transition from slough to salt marsh to freshwater riparian wetlands.

This Project proposes to modify the current ground contours slightly through the creation of the new tidal lagoon channel and placement of excavated materials in locations and elevations to support establishment of salt marsh habitat (Figure 2). The tidal lagoon channels will be graded to range from approximately -1.5 to 2.0 feet NVD88. Marsh elevations will range up to 8.0 feet. Placement of fill will result in the creation of new upland conditions at the northern cross levee site (the existing southern cross levee will be enhanced). The removal of the existing tide gate (including associated culvert) in the Mad River Slough levee will provide full tidal connectivity between Mad River Slough and the excavated tidal lagoon channel network. Approximately

1,650 linear feet of the Mad River Slough Levee will be lowered from approximately 9 to 13 feet to approximately 7 feet in elevation (NAVD88).

Figure 2. Proposed Project Components



The Project is located approximately 150 feet from mapped occurrences of eelgrass at its closest point. A component of the Project is to create eelgrass habitat, which is anticipated to passively revegetate from natural recruitment of existing eelgrass from within the Mad River Slough. The

Project includes placement of fill within the interior of the parcel to create salt marsh ridges, marsh areas, to fill a remnant anthropomorphic ditch, and to construct levees at the northern and southern parcel boundaries to protect neighboring property owners from tidal inundation. This fill will be sourced from the excavated tidal lagoon channels, and from the lowering of the failing Mad River Slough levee. The existing tidegate will be breached at the end of construction to enable tidal influence within the property.

The submitted Application package is available on the Harbor District's website (https://humboldt看bay.org/sites/humboldt看bay.org/files/HD-Permit_Application_Wadulh_FINAL.pdf) and includes: project description, environmental setting, list of permits and other public approvals, 30% design plans, environmental protection measures, wetlands habitat restoration plan, and CDFW's CEQA statutory exemption concurrence letter. The project's environmental protection measures and best management practices to minimize environmental impacts are described in detail in the application materials and include general construction BMPs, water quality protection measures, erosion control, biological resource protection measures, and ongoing management for the protection of the environment.

The Project is planned for implementation in summer 2025 and will be constructed in either one or two seasons; and is anticipated to be either entirely completed by October 15, 2025, or would include completion of all internal earthwork by October 15, 2025 with the Mad River Slough levee lowering and tide gate removal and hydrologic interconnectivity (breaching) to occur by October 15, 2026.

Public Comments & Responses

The Project application was accepted for filing at a Harbor District Board of Directors meeting on August 8, 2024. During this public process, the District received an email from an adjacent property including a letter package with ongoing correspondence between the USFWS and a stakeholder group. The stakeholders had concerns about health and water quality impacts (especially as they pertain to mariculture operations), navigability of Mad River Slough, potential impacts (erosion, traffic, damage, etc) to transportation infrastructure, and potential to increase public access to properties surrounding the project site. The letter package also includes responses by USFWS and associated modifications to the project by USFWS to address stakeholders' concerns by minimizing impacts on businesses, adjacent landowners, and the environment. The letter package was provided to the Board at the August 8 meeting and is available on the District's website (https://humboldt看bay.org/sites/humboldt看bay.org/files/Wadulh_Lagoon_StakeholderComments%20rec%27d%208-8-2024.pdf).

USFWS conducted both formal and informal stakeholder outreach and notification process to advise the public about the proposed project including meetings with adjacent landowners and tenants (two oyster growing companies). Comments received included both those supporting project implementation and those with concerns about the project. Concerns fell into several categories: (1) concerns about increase in public access; (2) concerns about the condition of Lanphere Road; (3) concerns about specific project elements; (4) concerns about potential changes in Mad River Slough tidal stages, water quality, and sedimentation patterns; and (5) concerns about changes in depth for the navigation channel in Mad River Slough. USFWS modified the 30% plans to address several of the comments regarding public access and location of several project features.

Additionally, in response to public comments the USFWS conducted a Hydrodynamic and Sediment Transport Analysis that was completed in November 2024. The Hydraulic Analysis and associated report documents development and testing of two-dimensional hydrodynamic and sediment transport modeling prepared to evaluate effects of the project on tidal stages, flow velocities, and sedimentation within Mad River Slough. Model findings are that there are “negligible changes to tidal stages, minor reductions in suspended sediment concentrations, and minor change in erosion and deposition.... Changes in erosion and deposition are on the order of magnitude of millimeters and unlikely to be discernable. The Wadulh Lagoon Project Area will trap sediment and performed as designed.”

Humboldt Bay Management Plan Considerations

Conservation Element planning policies identified in the Humboldt Bay Management Plan (HBMP) provide guidance for the District decision making with respect to conservation related projects. The policies focus on habitat protection, species protection, and wetland mitigation. Applicable policies include but are not limited to: CAE-2: Maintain, restore, and enhance aquatic ecosystem integrity; CAS-1: Maintain biological diversity and important habitats throughout Humboldt Bay; CAS-3: Maintain and enhance habitat for sensitive species; and CEP-5: Water Quality protection. The HBMP also supports aquaculture uses and management within the Bay including policy HFA-6: Designate a preferred aquaculture use area in Arcata Bay, and require Best Management Practices to meet environmental constraints.

CALIFORNIA ENVIRONMENTAL QUALITY ACT:

The HCRCD, as lead agency, determined the project meets qualifying criteria for a CEQA statutory exemption for restoration projects set forth in Public Resources Code Section 21080.56 (a) to (d), and CDFW issued Concurrence No. 21080.56-2023-045-R1 for the project on January 1, 2024 (Attachment B). HBHRCDC is a CEQA responsible agency for the proposed project and must review and consider the information contained in the statutory exemption.

The Project meets all of the following conditions: (1) the Project is exclusively to conserve, restore, protect, or enhance, and assist in the recovery of California native fish and wildlife, and the habitat upon which they depend; or is exclusively to restore or provide habitat for California native fish and wildlife; (2) the Project may have public benefits incidental to the Project’s fundamental purpose; (3) the Project will result in long-term net benefits to climate resiliency, biodiversity, and sensitive species recovery; and includes procedures and ongoing management for the protection of the environment; and (4) Project construction activities are solely related to habitat restoration.

ATTACHMENTS:

A. Resolution No. 2024-13 Approving Harbor District Permit 2024-02 with Conditions for the Wadulh Lagoon Tidal Wetland Enhancement Project

Exhibit A-1. Humboldt Bay Harbor, Recreation and Conservation District Permit 2024-02 for the Wadulh Lagoon Tidal Wetland Enhancement Project

B. CEQA Statutory Exemption for Restoration Projects Concurrence No. 21080.56-2023-045-R1

Documents incorporated here by reference are on file with the Harbor district and available online and/or by request (<https://humboldt看bay.org/public-notices-announcements-information>):

- Application – Wadulh Lagoon Tidal Wetland Enhancement Project
(https://humboldt看bay.org/sites/humboldt看bay.org/files/HD-Permit_Application_Wadulh_FINAL.pdf)
- Stakeholder Letter Package
(https://humboldt看bay.org/sites/humboldt看bay.org/files/Wadulh_Lagoon_StakeholderComments%20rec%27d%208-8-2024.pdf)
- Wadulh Lagoon Tidal Wetland Enhancement Project Hydrodynamic and Sediment Transport Analysis (November 2024)
(https://humboldt看bay.org/sites/humboldt看bay.org/files/WADULH_LAGOON_SEDIMENT_STUDY_2024_11_03_V1.pdf)

***HUMBOLDT BAY HARBOR, RECREATION,
AND CONSERVATION DISTRICT***

RESOLUTION NO. 2024-13

**A RESOLUTION ESTABLISHING FINDINGS RELATIVE TO AND APPROVING HARBOR DISTRICT
PERMIT 2024-02 WITH CONDITIONS FOR THE WADULH LAGOON TIDAL WETLAND
ENHANCEMENT PROJECT**

WHEREAS, the Board of Commissioners of the Humboldt Bay Harbor, Recreation, and Conservation District (HBHRCD) is empowered by Appendix II of the Harbors and Navigation Code, and its own ordinances and resolutions, to grant permits, leases, rights, and privileges; and,

WHEREAS, no permits, rights, leases, and privileges may be granted without first having considered certain potential impacts and without first having made findings relative to said impacts; and,

WHEREAS, the Humboldt County Resource Conservation District (HCRCDD) applied to the Humboldt Bay Harbor, Recreation, and Conservation District for the Wadulh Lagoon Tidal Wetland Enhancement Project "Project"; and

WHEREAS, consistent with Humboldt Bay Harbor, Recreation, and Conservation District Ordinances and the Harbors and Navigation Code, an application was filed and accepted by the Board on August 8, 2024 and a Notice of Application was published and sent to adjacent property owners and regulatory agencies; and

WHEREAS, the HCRCDD, as lead agency, determined the project meets qualifying criteria for a CEQA statutory exemption for restoration projects set forth in Public Resources Code Section 21080.56 (a) to (d), and CDFW issued Concurrence No. 21080.56-2023-045-R1 for the project on January 1, 2024; and

WHEREAS, HBHRCD, as a responsible agency under the California Environmental Quality Act (CEQA), pursuant to Public Resources Code Section 21080.56 find the Project qualifies for a CEQA Statutory Exemption for Restoration Projects (SERP); and

WHEREAS, the Board of Commissioners has been presented with certain evidence relating to the impact of the Wadulh Lagoon Tidal Wetland Enhancement Project upon the air, land, environment, and ecology of the Bay under the jurisdiction of the Humboldt Bay Harbor, Recreation, and Conservation District.

**NOW, THEREFORE, THE BOARD OF COMMISSIONERS OF THE HUMBOLDT BAY
HARBOR, RECREATION, AND CONSERVATION DISTRICT DOES HEREBY RESOLVE AS FOLLOWS:**

SECTION 1. That the above recitals are true and correct and are incorporated herein by this reference.

SECTION 2. That the Board of Commissioners of the Humboldt Bay Harbor, Recreation and Conservation District has found, after considering the impact of the proposed use upon the air, water, land, environment, and ecology of the lands under the jurisdiction of the Humboldt Bay Harbor, Recreation, and Conservation District, that:

- a) The proposed uses are necessary to promote public safety, health, comfort, and convenience of the public;
- b) The proposed uses are required by the public convenience and necessity;
- c) The proposed uses will not have any substantial adverse environmental or ecological effect;
- d) The proposed use is consistent with the Humboldt Bay Management Plan including but are not limited to: CAE-2: Maintain, restore, and enhance aquatic ecosystem integrity; CAS-1: Maintain biological diversity and important habitats throughout Humboldt Bay; CAS-3: Maintain and enhance habitat for sensitive species; and CEP-5: Water Quality protection;
- e) The permit, right, or privilege is reasonably required by public convenience to promote growth, and to meet area demands, and does not adversely affect the environment or ecology of the area to any substantial degree; and
- f) The proposed use will not produce an unreasonable burden on the natural resources and aesthetics of the area, on the public health and safety, and air and water quality in the vicinity of Humboldt Bay, or on the parks, recreation and scenic area, historic sites and buildings, or archeological sites in the area.

SECTION 3. That the Humboldt Bay Harbor, Recreation and Conservation District Board of Commissioners does hereby issue Permit Wadulh Lagoon Tidal Wetland Enhancement Project (Exhibit A-1) with conditions.

PASSED AND ADOPTED by the Humboldt Bay Harbor, Recreation and Conservation District Board of Commissioners at a duly called meeting held on the 12th day of December, 2024 by the following polled vote:

AYES:

NOES:

ABSENT:

ABSTAIN:

ATTEST:

Greg Dale, President
Board of Commissioners

Aaron Newman, Secretary
Board of Commissioners

CERTIFICATE OF SECRETARY

The undersigned, duly qualified and acting Secretary of the HUMBOLDT BAY HARBOR, RECREATION AND CONSERVATION DISTRICT, does hereby certify that the attached Resolution is a true and correct copy of RESOLUTION NO. **2024-13** entitled,

A RESOLUTION ESTABLISHING FINDINGS RELATIVE TO AND APPROVING HARBOR DISTRICT PERMIT 2024-02 WITH CONDITIONS FOR THE WADULH LAGOON TIDAL WETLAND ENHANCEMENT PROJECT

as regularly adopted at a legally convened meeting of the Board of Commissioners of the HUMBOLDT BAY HARBOR, RECREATION AND CONSERVATION DISTRICT, duly held on the **12th day of December, 2024**; and further, that such Resolution has been fully recorded in the Journal of Proceedings in my office, and is in full force and effect.

IN WITNESS WHEREOF, I have hereunto set my hand this 12th day of December 2024.

Aaron Newman, Secretary
Board of Commissioners



COMMISSIONERS

1st Division: Aaron Newman
2nd Division: Greg Dale
3rd Division: Stephen Kullmann
4th Division: Craig Benson
5th Division: Patrick Higgins

**Humboldt Bay Harbor,
Recreation and Conservation District**
(707)443-0801
P.O. Box 1030
Eureka, California 95502-1030

**HUMBOLDT BAY HARBOR, RECREATION
AND CONSERVATION DISTRICT**

PERMIT

Permit No. 2024-02

Permittee:

Humboldt County Resource Conservation District
Doreen Hansen
5630 South Broadway
Eureka, CA 95503
(707) 498-1072
doreen@hcrd.org

Agent:

Kerry McNamee, GHD
P.O. Box 1010
Eureka, CA 95501
(707) 267-2207
kerry.mcnamee@ghd.com

The Board of Commissioners of the **Humboldt Bay Harbor, Recreation and Conservation District** hereinafter referred to as “**District**”, having considered the Application herein, number 2024-02, filed by the **Humboldt County Resource Conservation District (HCRCD)**, hereinafter referred to as “**Permittee**”, and the **District** as responsible agency, pursuant to the California Environmental Quality Act of 1970, as amended, having made a determination the Wadulh Lagoon Tidal Wetland Enhancement Project qualifies for a CEQA Statutory Exemption for Restoration Projects (SERP) for pursuant to Public Resources Code Section 21080.56. and the Board of Commissioners of the **District** having on December 12, 2024, passed Resolution No. 2024-13 establishing findings relative to the Application by **Permittee** for the Wadulh Lagoon Tidal Wetland Enhancement Project as provided for in this Permit, the **Permittee** is hereby authorized to perform the work as more particularly described in the Application filed with the **District** referred to above.

You are hereby authorized to conduct that activity described in the Permit Application of **Permittee** consisting of:

The Project is intended to restore a diked former agricultural pasture to a combination of estuarine and palustrine wetland habitats, including salt marsh, brackish marsh, mudflat, and subtidal/intertidal eelgrass habitat, while protecting existing forested wetlands to the west. The Project includes a 54.2-acre Project Area within a 78-acre parcel (APN 506-291-014-000) along the upper western portion of the Mad River Slough on Humboldt Bay.

SUBJECT TO THE FOLLOWING TERMS AND CONDITIONS:

1. If the **Permittee** materially changes the activity plan and scope, it will be necessary to request a permit revision.

2. That all work authorized by this Permit shall further be subject to the approval of the following public agencies as applicable:
 - A. California Coastal Commission
 - B. North Coast Regional Water Quality Control Board
 - C. California Department of Fish and Wildlife
 - D. United States Army Corps of Engineers

and **Permittee** shall fully comply with all regulations and conditions affecting such work as imposed by the above agencies.

3. That this Permit, if not previously revoked or specifically extended, shall cease and be null and void and terminate on **December 12, 2025**. If **Permittee** cannot complete the work within the time granted by this Permit, an application for extension must be filed prior to the Permit termination date. Up to four (4) one year extensions may be granted, for a total permit term of up to five years.
4. Any in-water work requires a Spill Prevention, Control and Countermeasure (SPCC) plan. Spill kits with appropriate contents will be maintained at the project site. Kits shall be equipped with enough material to provide preliminary containment for a volume of material that can reasonably be expected to spill. Booms will be available to contain spilled materials.
5. All construction debris shall be removed from the site and disposed of only at an authorized disposal site. Sidecasting of such material or placement of any such material within Humboldt Bay or any wetland area is prohibited.
6. If archeological or cultural features or materials are unearthed during any phase of project activity, all work in the immediate vicinity of the find shall halt until the **Permittee** has contacted the Wiyot Tribe's Cultural Department, and the significance of the resource has been evaluated, to the satisfaction of the Wiyot Tribe. Any mitigation measures that may be deemed necessary will be provided to the Wiyot Cultural Director for review and input to ensure they are consistent with the standards for cultural resource mitigation particularly in cooperation with Native American tribal representatives and the California State Native American Heritage Commission. Mitigation measures shall be implemented by a qualified archeologist representing the **Permittee** prior to resumption of construction activities. If human remains are exposed by project related activity, the **Permittee** shall comply with California State Health and Safety Code, §7050.5, which states that no further disturbance shall occur until the County Coroner has made the necessary findings as to the origin and disposition pursuant to California Public Resources Code, §5097.98.

7. That there shall be no unreasonable interference with navigation by the work herein authorized.
8. That no attempt shall be made by the **Permittee** to interfere or forbid the full and free use by the public of all navigable waters at or adjacent to the work.
9. That the **District**, its Commissioners, or any officer or employee of the **District** shall in no case be liable for any damages or injury of the work herein authorized which may be caused by or result from future operations undertaken by the **District** for the conservation or improvement of navigation, or for other purposes, and no claim or right to compensation shall accrue from any such damage.
10. That neither the **District**, nor its Board of Commissioners, nor any officer of the **District** shall be liable to any extent for any such injury or damage to any person or property or for the death of any person arising out of or connected with the work authorized by this Permit.
11. That the Board of Commissioners of the **District** may revoke this Permit at any time upon a finding by the **District** of a violation by the **Permittee** of any condition of this Permit.
12. That the **Permittee** shall comply with any regulations, condition, or instructions affecting the work hereby authorized if and when issued by the Federal Water Pollution Control Administration and/or the State of California Water Resources Control Agency having jurisdiction to abate or prevent water pollution. Such regulations, conditions, or instruction in effect or prescribed by Federal or State Agencies are hereby made a condition of this Permit.
13. That this Permit is valid as of December 12, 2024 and is made subject to the **Permittee** approving and agreeing to the conditions above set forth and executing said approval as hereinafter provided.

EXECUTED on this 12th day of December 2024, by authority of the Board of Commissioners of the **Humboldt Bay Harbor, Recreation and Conservation District**.

GREG DALE, Chair
Board of Commissioners
Humboldt Bay Harbor, Recreation and
Conservation District

The HCRC D, **Permittee**, in the above Permit, hereby accepts and agrees to all of the conditions hereinabove set forth. **Permittee** shall indemnify and hold harmless the **District**, its Board of Commissioners, officers and employees from any and all claims of any nature arising from the performance of and work of improvement contained in the Application for injury, death or damage to any person or property.

The HCRC D, **Permittee**, in the above Permit, agrees to indemnify and hold harmless **District**, its Board of Commissioners, officers and employees from and against any and all liability, loss or damage **District** may suffer from claims and demands from attorneys' fees; costs of suit and costs of administrative records made against **District** by any and all third parties as a result of third party environmental actions against **District** arising out of the subject matter of this Permit including, but not limited to, attorneys' fees, costs of suit and costs of administrative records pursuant to the California Code of Civil Procedure §1021.5 or any other applicable local, state or federal laws, whether such attorney's fees, costs of suit and costs of administrative records are direct or indirect, or incurred in the compromise, attempted compromise, trial, appeal or arbitration of claims for attorneys' fees, costs of suit and costs of administrative records in connection with the subject matter of this Permit.

Dated: _____

HCRC D Representative

CALIFORNIA DEPARTMENT OF FISH AND WILDLIFE
 DIRECTOR'S OFFICE
 POST OFFICE BOX 944209
 SACRAMENTO, CA 94244-2090



**CALIFORNIA ENVIRONMENTAL QUALITY ACT STATUTORY EXEMPTION FOR
 RESTORATION PROJECTS
 CONCURRENCE NO. 21080.56-2023-045-R1**

Project: Wadulh Lagoon Tidal Wetland Enhancement Project
Location: Humboldt County
Lead Agency: Humboldt County Resource Conservation District
Lead Agency Contact: Doreen Hansen; doreen@hcrd.org

Background

Project Location: The Wadulh Lagoon Tidal Wetland Enhancement Project (Project) is located within a 78-acre parcel along the upper western portion of and adjacent to the Mad River Slough on Humboldt Bay; approximately 1.25 miles west of the City of Arcata, in Humboldt County, California. Approximate coordinates are 40.891815, -124.139325.

Project Description: The United States Fish and Wildlife Service (USFWS) proposes to conserve, restore, protect, or enhance, and assist in the recovery of California native fish and wildlife, and the habitat upon which they depend and restore or provide habitat for California native fish and wildlife. The Project is designed to benefit native fish, wildlife, and plant species by restoring tidal process and ecosystem function to a diked agricultural pasture. The Project includes 1) breaching and lowering approximately 2,000 linear feet of the Mad River Slough Levee, 2) excavating and grading 3.5 acres of low-lying areas of the pasture to elevations that will support eelgrass (*Zostera marina*), 3) excavating a tidal channel network, 4) placing approximately 27,000 cubic yards of native fill to raise low-lying areas to elevations that will support salt marsh, 5) constructing two cross levees, and 6) removal of invasive plant species. The completed project will restore and protect 62.1 acres of intertidal salt marsh, brackish marsh, freshwater emergent wetlands, and fringe wetlands. The Project provides an opportunity to restore a natural shoreline with a transition from slough to salt marsh to freshwater riparian wetlands.

Tribal Engagement: Wadulh is the word for dunes in the Wiyot language, and the name Wadulh Lagoon was selected in recognition of the Wiyot Tribe's significant cultural connection to the Project area. The USFWS has engaged with the Wiyot Tribe and other tribes in the region (i.e., Table Bluff, Bear River Band of the Rohnerville Rancheria, Blue Lake Rancheria, and Cher-Ae Heights Indian Community of the Trinidad Rancheria) since 2021. In early 2023, the USFWS held an in-person meeting with tribal representatives to provide updates and receive input on designs, funding, upcoming cultural surveys, and restoration elements. The Wiyot Tribe will be an active participant in concept, design, and final

interpretive signage around the restoration site and will use the site to educate its members and provide eco-cultural interpretation.

Interested Party Coordination: The Project has been in development for nearly a decade, and the USFWS, as landowner of the Project area, is the partnering federal agency on the Project. Prior to the transfer of the Project parcel to USFWS, in August 2015, Caltrans, the previous landowner, held conceptual design coordination meetings with neighbors, stakeholders, and agencies to present and choose a restoration option to use the site for Caltrans' mitigation needs. Since the transfer of ownership of the property, the Project designs have continued to be refined. The Project is supported by California Senator Mike McGuire, Assemblymember Jim Wood, and Humboldt County Supervisor Mike Wilson. The Project is also supported by local non-profit organizations Friends of the Dunes and Redwood Region Audubon Society.

Anticipated Project Implementation Timeframes:

Start date: June 1, 2024

Completion date: December 30, 2026

Lead Agency Request for CDFW Concurrence: On December 4, 2023, the Director of the California Department of Fish and Wildlife (CDFW Director) received a concurrence request from the Humboldt County Resource Conservation District (Lead Agency) pursuant to Public Resources Code section 21080.56, subdivision (e) (Request). The Request seeks the CDFW Director's concurrence with the Lead Agency's determination on December 1, 2023, that the Project meets certain qualifying criteria set forth in subdivisions (a) to (d), inclusive, of the same section of the Public Resources Code (Lead Agency Determination). The CDFW Director's concurrence is required for the Lead Agency to approve the Project relying on this section of the California Environmental Quality Act (CEQA) (Pub. Resources Code, § 21000 et seq.).

Concurrence Determination

The CDFW Director concurs with the Lead Agency Determination that the Project meets the qualifying criteria set forth in Public Resources Code section 21080.56, subdivisions (a) to (d), inclusive (Concurrence).

Specifically, the CDFW Director concurs with the Lead Agency that the Project meets all of the following conditions: (1) the Project is exclusively to conserve, restore, protect, or enhance, and assist in the recovery of California native fish and wildlife, and the habitat upon which they depend; or is exclusively to restore or provide habitat for California native fish and wildlife; (2) the Project may have public benefits incidental to the Project's fundamental purpose; (3) the Project will result in long-term net benefits to climate resiliency, biodiversity, and sensitive species recovery; and includes procedures and ongoing management for the protection of the environment; and (4) Project construction activities are solely related to habitat restoration. Pursuant to Public Resources Code section 21080.56, subdivision (g), CDFW will post this Concurrence on its CEQA Notices and Documents internet page: <https://wildlife.ca.gov/Notices/CEQA>.

This Concurrence is based on best available science and supported, as described below, by substantial evidence in CDFW's administrative record of proceedings for the Project.

This Concurrence is also based on a finding that the Project is consistent with and that its implementation will further CDFW's mandate as California's Trustee Agency for fish and wildlife, including the responsibility to hold and manage these resources in trust for all the people of California.

Discussion

- A. Pursuant to Public Resources Code section 21080.56, subdivision (a), the CDFW Director concurs with the Lead Agency that the Project will exclusively conserve, restore, protect, or enhance, and assist in the recovery of California native fish and wildlife, and the habitat upon which they depend; or restore or provide habitat for California native fish and wildlife.

The purpose of the Project is to restore 62.1 acres of a diked agricultural pasture to a combination of estuarine and palustrine wetland habitats, including salt marsh, brackish marsh, mudflat, subtidal/intertidal eelgrass habitat, while enhancing and protecting existing forested wetlands. This will be achieved by reconnecting and restoring the Project area to the larger Humboldt Bay tidal system where native species will benefit and thrive from the complex habitat creation.

- B. Pursuant to Public Resources Code section 21080.56, subdivision (b), the CDFW Director concurs with the Lead Agency that the Project may have incidental public benefits, such as public access and recreation.

The creation of off-channel habitat in the Project area will provide critical salmonid rearing and refugia habitat that will contribute to the recovery of the area's commercial and recreational fisheries. Multiple tidal and riverine restoration projects have demonstrated the utilization of created or enhanced habitats through post-construction fish surveys to measure project effectiveness. Additionally, the Project will improve public access. The Waduh Lagoon Project area will be available to the public as part of the current permit and guided tour access options. Additionally, the Wiyot Tribe will use the site to educate its tribal members and provide eco-cultural interpretation.

- C. Pursuant to Public Resources Code section 21080.56, subdivision (c), the CDFW Director concurs with the Lead Agency that the Project will result in long-term net benefits to climate resiliency, biodiversity, and sensitive species recovery, and includes procedures and ongoing management for the protection of the environment.

Long-term Net Benefits to Climate Resiliency: The Project will build resilience for coastal communities and endangered species regarding future sea level rise by utilizing a nature-based approach. When the Project is completed, there will be several mechanisms that will capture suspended sediment within the Project area. Tidal currents in the tidal lagoons will have low velocity and the water will be sufficiently

deep to produce conditions that promote settling of sediment carried by tidal flooding. At higher tides, flood tide flows will overtop the lowered levees, the salt marsh ridges, and fringing salt marsh. Salt marsh vegetation is effective at trapping suspended sediment when overtopping occurs. Ebb flows will circulate through the network of channels within the lagoons providing more opportunity to trap sediment. There is evidence that suggests that there is sufficient sediment to maintain salt marshes within the Project area under projected local rates of sea level rise until 2100. Project design elements are intended to trap suspended sediment brought in by tides which may allow marshes to keep pace with sea level rise for a longer time. To allow for ecological development, barriers to upslope migration of salt marsh will be removed. Thus, the Project is designed around process-based restoration where individual features will likely evolve due to the dynamic nature of a tidal setting. The Project is expected to persist and provide value for at least 50 years given sea level rise.

Long-term Net Benefits to Biodiversity: The Project will result in long-term net benefits for coastal wetlands and associated dependent species, including restoration and protection of 62.1 acres of intertidal salt, brackish marsh, freshwater emergent wetlands, and fringe wetlands. It will restore diked and drained salt marsh and intertidal areas, reestablish a natural transition from uplands to shoreline and the slough, and provide nursery and significant off-channel habitat for federally and state-listed fish species and habitat for shorebirds and raptors. Creation of aquatic habitat will also promote eelgrass beds in the northern Humboldt Bay and Mad River Slough, which in turn are known to support among the highest diversity and abundance of shorebirds in the western hemisphere as well as significant rearing and refugia habitat for fish and invertebrate species.

The loss of salt marsh habitat within Humboldt Bay is an important factor contributing to the decline of numerous plant and wildlife species, including Lyngbye's sedge (*Carex lyngbyei*), bald eagle (*Haliaeetus leucocephalus*), American peregrine falcon (*Falco peregrinus anatum*), American kestrel (*F. sparverius*), merlin (*F. columbarius*), sharp-shinned hawk (*Accipiter striatus*), Cooper's hawk (*Accipiter cooperii*), and northern red-legged frog (*Rana aurora*). The Project will play an important role in the recovery of these wildlife species. The Project is located adjacent to the Lanphere Dunes Unit of Humboldt Bay National Wildlife Refuge, which is the only place on the Bay where the transition from slough to salt marsh to freshwater wetlands to upland (dunes) is preserved. The Project is an opportunity to restore a natural shoreline with a transition from slough to salt marsh to freshwater riparian wetlands. The Project's salt marshes will support a broad array of shorebirds and raptors including osprey (*Pandion haliaetus*), white-tailed kite (*Elanus leucurus*), red-tailed hawk (*Buteo jamaicensis*), and northern harrier (*Circus hudsonius*). Fringing brackish marsh areas will be used by northern red-legged frogs. The Project will also enhance and protect existing riparian habitat. This habitat has been monitored for bird use for the past 30 years by the Humboldt Bay Bird Observatory and is used by a variety of neotropical migrants and other songbirds.

Long-term Net Benefits to Sensitive Species Recovery: Diking and draining of salt marshes has contributed to the substantial population declines of local salmonid

species, including Coho Salmon (*Oncorhynchus kisutch*), Chinook Salmon (*O. tshawytscha*), and steelhead trout (*O. mykiss*), as well as Tidewater Goby (*Eucyclogobius newberryi*). Restoration of tidal channels, eelgrass beds, and salt marsh will restore and provide critical fish refugia and nursery habitat that result in long-term net benefit to these sensitive species. Juvenile salmonids utilize the estuary, especially areas with eelgrass, as nursery areas for extended periods before entering the ocean. Estuaries provide habitat where juvenile fishes obtain the size needed to increase their chances of survival at sea. Similarly, studies of other northern California estuaries and lagoons show that steelhead trout and Coastal Cutthroat Trout (*O. clarkii clarkii*) use these habitats year-round. Created habitat will also benefit Tidewater Goby which prefer salt marshes that border freshwater wetlands for both spawning and rearing.

Procedures for the Protection of the Environment: The following procedures and best management practices will be followed to minimize impacts to the environment.

General Construction

- Work will occur during the dry season – July 15th to October 15th.
- Staging areas, equipment storage sites, roadway, and construction footprint will be selectively placed and directed onto the roadway or construction site and away from aquatic habitats.
- All machinery must be in good working condition, showing no signs of fuel or oil leaks. Oil, grease, or other fluids will be washed off at designated wash stations prior to equipment entering the construction site.
- All fuel and chemical storage, servicing, and refueling will be done in an upland staging area or other suitable location with secondary containment to prevent spills from traveling to surface water.
- Staging areas will have a stabilized entrance and exit and will be located in upland areas to the extent possible and at least 100 feet from bodies of water unless site-specific circumstances do not provide such a setback or would result in further damage to sensitive resources, in which case the maximum setback possible will be used.

Water Quality

- Silt curtains may be installed as required to prevent the delivery of turbid water to open water areas connected to the Project area.
- Construction equipment shall not be stored in inundation areas or sloughs.
- The contractor(s) will ensure that any liquid fuel pumps used on-site (for dewatering, etc.) shall be placed on absorbent pads and containment implements. The contractor(s) shall have spill containment materials located at the site, with operators trained in spill control procedures. All staging shall be within the limits of disturbance, and the contractor(s) shall not unnecessarily disturb aquatic habitat and wetlands. At the close of construction, the contractor(s) shall restore staging areas and temporary haul roads to pre-project conditions (de-compacted and naturalized as needed).

- During excavation, management of groundwater and saturated soils may be required. Water management may be required to reduce nuisance water within the active work area. Dewatering may be required to remove groundwater seepage in excavation areas. Water shall be treated for sediment removal and discharged onto areas that are not susceptible to damage from saline water.

Erosion Control

- Installation of temporary fiber rolls, as needed.
- Silt fence installed around proposed construction staging area.
- Seed mix applied to all disturbed areas above elevation 7.5 ft.
- Sufficient erosion control supplies will always be maintained on site, available for prompt use in areas susceptible to erosion during rain events.
- Disturbance of existing vegetation will be minimized to only that which is necessary to complete the work.

Invasive Species

- The spread or introduction of invasive exotic plant species by arriving vehicles, equipment, imported gravel, and other materials, will be avoided to the maximum extent possible. When practicable, invasive exotic plants in the Project area will be removed and properly disposed of in a manner that will not promote their spread. Equipment will be cleaned of any sediment or vegetation at designated wash stations before entering or leaving the Project area to avoid spreading pathogens or exotic/invasive species.

Biological

- A Qualified Biologist will relocate/protect aquatic species.
- Nesting Bird surveys will be performed by a Qualified Biologist to avoid impacts on native nesting birds during the breeding season. Restoration activities will be preceded by a nesting bird survey to identify any active nests. If nests are found, the biologist will create appropriately sized buffer areas around the active nest. Active nests will be avoided until they become inactive.

Ongoing Management for the Protection of the Environment: The following post construction monitoring and management will occur across the Project area.

- Monitoring and management of planted riparian vegetation.
- Invasive species control will continue for the life of the project.
- Annual fish monitoring for presence and species richness for three years.
- Water quality parameters will be collected during fish surveys.
- Avian surveys will continue.
- General observational project oversight will occur multiple times a year to guide any required adaptive management.

- D. Pursuant to Public Resources Code section 21080.56, subdivision (d), the CDFW Director concurs with the Lead Agency that the Project does not include any construction activities, except those solely related to habitat restoration.

All Project construction activities are solely related to the overall goal of the Project to restore and manage wetland habitat.

Scope and Reservation of Concurrence

This Concurrence is based on the proposed Project as described by the Lead Agency Determination and the Request. If there are any subsequent changes to the Project that affect or otherwise change the Lead Agency Determination, the Lead Agency, or any other public agency that proposes to carry out or approve the Project, shall submit a new lead agency determination and request for concurrence from CDFW pursuant to Public Resources Code section 21080.56. If any other public agency proposes to carry out or approve the Project subsequent to the effective date of this Concurrence, this Concurrence shall remain in effect and no separate concurrence from CDFW shall be required so long as the other public agency is carrying out or approving the Project as described by the Lead Agency Determination and the Request.

Other Legal Obligations

The Project shall remain subject to all other applicable federal, state, and local laws and regulations, and this Concurrence shall not weaken or violate any applicable environmental or public health standards. (Pub. Resources Code, § 21080.56, subd. (f).)

CDFW Director's Certification

By: 

Charlton H. Bonham, Director
California Department of Fish and Wildlife

Date: 1/17/24

COMMISSIONERS

1st Division

Aaron Newman

2nd Division

Greg Dale

3rd Division

Stephen Kullmann

4th Division

Craig Benson

5th Division

Patrick Higgins

Humboldt Bay
Harbor, Recreation and Conservation District
 (707)443-0801
 P.O. Box 1030
 Eureka, California 95502-1030



STAFF REPORT
HARBOR DISTRICT MEETING
December 12, 2024

TO: Honorable Board President and Harbor District Board Members

FROM: Rob Holmlund, Development Director

DATE: December 5, 2024

TITLE: Consider Adopting a Tri-party Memorandum of Understanding with the California State Lands Commission and the Port of Long Beach to Coordinate and Collaborate Regarding Floating Offshore Wind Turbine Staging and Integration Port Facilities to Enable the Development of Floating Offshore Wind in California

STAFF RECOMMENDATION: Staff Recommends the Board adopt a Memorandum of Understanding with the State Lands Commission and the Port of Long Beach.

SUMMARY: Staff from the Port of Humboldt (District) and the Port of Long Beach (POLB) collaborated on a tri-party Memorandum of Understanding (MOU) beginning in early 2024. Later in the year, both parties invited the California State Lands Commission (SLC) to join the MOU. Following multiple edits from each party, the final version is ready for Board consideration.

DISCUSSION: The State of California has established ambitious goals to de-carbonize the State's energy production systems. Offshore wind is a major component of those goals. Four reports from various Federal/State agencies independently identify the ports of Humboldt and Long Beach as critical to the development of offshore wind. The two ports are each in the process of developing very similar "Staging & Integration" terminal projects to support the offshore wind industries. Subsequently, each of the two ports are experiencing similar needs, challenges, and opportunities. Staff from each of the two ports is proposing an MOU to commit to providing mutual support and cooperation in our collective efforts to address climate change through the development of our equivalent projects. Staff also invited the SLC to join the MOU to display the State's acknowledgement of the importance of our two projects and to highlight the State's support.

The responsible, equitable and sustainable development of offshore wind energy in California will be a meaningful means of addressing climate change, improving public health, increasing energy independence, advancing energy equity, and supporting a clean energy economy.

Under Assembly Bill 525 the legislature found "...if developed and deployed at scale, the development of offshore wind energy can":

- “...provide economic and environmental benefits to the state and the nation...”
- “...provide clean air benefits to inland communities that experience increased impacts from poor air quality...”
- “...offer career pathways and workforce training in clean energy development...”
- And “...attract investment capital and realize community economic development and workforce development benefits in California, including the development and preservation of a skilled and trained construction workforce to carry out projects, long-term job creation, and development of an offshore wind energy supply chain.”

The State’s AB525 Port Readiness Plan developed for the AB525 Strategic Plan established Staging and Integration sites (S&I Sites) for the assembly of floating offshore wind turbines as the most critical port infrastructure needed to enable the development of offshore wind in California. The Plan also concluded that the Ports of Humboldt Bay and Long Beach are uniquely suited to provide the necessary S&I Sites to assist California in meeting its offshore wind energy goal of 25 gigawatts by 2045.

The development of S&I Sites will be critical in attracting investment capital to establish a robust and sustainable domestic offshore wind supply chain throughout California and the West Coast, including manufacturing and operations and maintenance facilities, and unlocking new jobs and wider economic benefits to the State and the West Coast.

The MOU acknowledges:

- The importance of renewable energy and the need to transition our energy systems;
- The fact that no single port site in California can serve all the needs of the floating offshore wind industry;
- That S&I sites must be prioritized as they are an essential foundation to the implementation of a coordinated multiport strategy to floating offshore wind development;
- Independently corroboration from several studies describing how the Port of Long Beach and the Port of Humboldt Bay are uniquely suited to provide the necessary S&I sites to assist the State in meeting its offshore wind energy production planning goals;
- That S&I sites at the two ports will have a positive impact on the competitiveness, cost-effectiveness, and success of California’s offshore wind energy development;
- The importance of transparency and public engagement in environmental protection efforts;
- The extensive outreach and engagement regarding the respective projects;
- The historical crisis of Missing and Murdered Indigenous People (MMIP) and efforts to ensure that offshore wind terminal projects do not contribute to the crisis;
- On-going commitments to reduce impacts to air quality;
- That marginalized, disadvantaged, and underserved communities, which are predominantly low-income, residents of color, and Indigenous communities, have experienced disproportionate impacts such as air pollution related to industrial facilities.

The MOU commits the District, the SLC, and the POLB to each:

- Support the responsible, equitable, and sustainable development of offshore wind energy in California through mutual collaboration, communication, and coordination with the other parties;
- Confer, cooperate, and exchange information;
- Collaborate on the planning and development of green port infrastructure and sustainable energy solutions;
- Coordinate and collaborate regarding Tribal consultation, community engagement, and environmental justice considerations;
- Share information related to existing and potential funding and financing strategies;
- Supporting the ongoing evolution of offshore wind energy production;
- Coordinate on joint advocacy to attract and train a skilled and diverse workforce;
- Explore opportunities to integrate climate ready strategies into planning and design;
- Data and Knowledge Sharing: Share knowledge and exchange data and information on subjects of shared interests to improve port businesses and the environment for the benefit of the surrounding communities and ecosystems at both ports.

The MOU has a five-year term from the date of adoption by all three parties. Both of the other parties plan to bring the MOU before their respective Boards later this month.

ATTACHMENTS:

- A. Memorandum of Understanding with the California State Lands Commission and the Port of Long Beach to Coordinate and Collaborate Regarding Floating Offshore Wind Turbine Staging and Integration Port Facilities to Enable the Development of Floating Offshore Wind in California



**MEMORANDUM OF UNDERSTANDING
BY AND AMONG THE
CALIFORNIA STATE LANDS COMMISSION,
PORT OF LONG BEACH, AND
HUMBOLDT BAY HARBOR, RECREATION, AND CONSERVATION DISTRICT
ON A CALIFORNIA FLOATING OFFSHORE WIND
STAGING AND INTEGRATION PARTNERSHIP**

The California State Lands Commission, the City of Long Beach, a municipal corporation, acting by and through its Board of Harbor Commissioners (“Port of Long Beach”), and Humboldt Bay Harbor, Recreation, and Conservation District (“Port of Humboldt Bay”), each herein sometimes referred to individually as a “Party” and, collectively, as the “Parties” enter into this **Memorandum of Understanding (“MOU”)** on this ____ day of _____ (“**Commencement Date**”) to coordinate and collaborate regarding floating offshore wind turbine staging and integration port facilities to enable the development of floating offshore wind in California.

RECITALS:

WHEREAS, offshore wind is a renewable energy resource that can help transition the State of California (State) to a clean energy economy and reduce the emission of greenhouse gases and other harmful air pollutants;

WHEREAS, under Assembly Bill 525 (AB 525) the Legislature found that developing and deploying offshore wind energy at scale can provide economic and environmental benefits to the State and the nation by helping California meet its renewable energy and climate goals; contribute to a reliable and affordable energy portfolio to serve California's electricity needs; improve air quality, particularly in disadvantaged and underserved communities; and create job opportunities, including a skilled long-term construction workforce;

WHEREAS, the AB 525 Offshore Wind Energy Strategic Plan (AB 525 Strategic Plan), adopted by the California Energy Commission on July 10, 2024, and the AB 525 Port Readiness Plan identified staging and integration (S&I) sites for the assembly of floating offshore wind turbines as the most critical port infrastructure required to enable the development of offshore wind in California;

WHEREAS, no single port site in California can serve all the needs of the floating offshore wind industry, and the development of S&I sites must be prioritized as they

are an essential foundation to the implementation of a coordinated multipoint strategy to floating offshore wind development;

WHEREAS, the California State Lands Commission provides the people of California with effective stewardship of the lands, waterways, and resources entrusted to its care based on the principles of equity, sustainability, and resiliency, through preservation, restoration, enhancement, responsible economic development, and the promotion of public access, as well as overseeing the management of sovereign public trust lands and resources granted in trust by the Legislature, including many of the major ports and harbor districts that manage tide and submerged lands on behalf of the state;

WHEREAS, the Commission views collaboration and successful partnerships with ports and harbor districts as foundational to equitably serving the people of California and achieving the state's strategic goals;

WHEREAS, the Port of Long Beach is a trustee of the sovereign tide and submerged lands located in the Long Beach Harbor District; an international gateway for the reliable, efficient, and sustainable movement of goods for the benefit of the local and global economies; a leader in sustainable port development and operations, establishing landmark environmental policies, including the 2005 Green Port Policy, the Clean Air Action Plan, and the Zero Emission, Energy Resilient Operations Policy; and has developed a plan for a new 400-acre purpose-built S&I and floating foundation assembly facility named Pier Wind;

WHEREAS, the Port of Humboldt Bay is a trustee of the sovereign tide and submerged lands located in and adjacent to Wigi (also known as Humboldt Bay), including all rivers, sloughs and estuaries, and tide and submerged lands in the bay; is a recipient of several state grants to develop a new 180-acre offshore wind S&I heavy lift terminal; and has adopted Resolution No. 2024-01 committing the Port of Humboldt Bay to developing and adopting a green terminal strategy and roadmap for the Heavy Lift Terminal;

WHEREAS, the AB 525 Strategic Plan and the Port Readiness Plan describe how the Port of Long Beach and Port of Humboldt Bay are uniquely suited to provide the necessary S&I sites to assist the State in meeting its offshore wind energy production goal of 25 gigawatts by 2045;

WHEREAS, studies by the Bureau of Ocean Energy Management and the National Renewable Energy Laboratory independently corroborate the findings of AB 525 and associated plans in describing how the Port of Long Beach and the Port of Humboldt Bay are uniquely suited to provide the necessary S&I sites to assist the State in meeting its offshore wind energy production planning goal of 25 gigawatts by 2045 and the immediate needs of the lessees that secured five sites in the PACW-1 lease sale auction;

WHEREAS, the Parties agree the responsible development of S&I sites at the Port of Long Beach and Port of Humboldt Bay will have a positive impact on the competitiveness, cost-effectiveness, and success of California's offshore wind energy development, and will be critical in attracting investment capital to establish

a robust and sustainable domestic offshore wind supply chain throughout California and the West Coast, including manufacturing, floating foundation assembly and operations and maintenance facilities, which will unlock new jobs and wider economic benefits for the State and the West Coast;

WHEREAS, offshore wind energy development off of California's coast is poised to create significant opportunities to advance electrification and zero emissions projects at the Port of Long Beach and Port of Humboldt Bay to meet the broader climate goals of decarbonization and electrification;

WHEREAS, the California Energy Commission has funding programs for supporting the preparation of ports for offshore wind development. The Port of Humboldt Bay is a current recipient of funds through the California Energy Commission (CEC) to support development of their S&I terminal. The CEC is administering a \$42.75 million grant funding opportunity to fund projects that plan for the development and operation of floating offshore wind projects. The CEC is directed in Proposition 4, the Safe Drinking Water, Wildfire Prevention, Drought Preparedness, and Clean Air Bond Act of 2024, to administer a \$475 million funding program for offshore wind activities at ports and harbors.

WHEREAS, the CEC is implementing Assembly Bill 3, which establishes the California Offshore Wind Advancement Act and requires the CEC to prepare a second-phase plan and strategy that builds from the AB 525 Strategic Plan for seaport readiness and a study on the feasibility of achieving 50 percent and 65 percent in-state assembly and manufacturing of offshore wind energy projects.

WHEREAS, coordinated, comprehensive, efficient, and expeditious permitting and authorization processes for developing S&I sites, founded on robust and meaningful public outreach and engagement and coupled with stringent environmental stewardship to address potential adverse impacts on marine and coastal ecosystems, tribal cultural resources, and disadvantaged and underserved communities are critical to developing the necessary port infrastructure to meet the State's offshore wind energy goals;

WHEREAS the Parties recognize that with the emergence of zero emission strategies, the electrification of ships, and increased electrified traffic onshore (e.g., drayage) and in shipping, ports may require significant clean power, necessitating landside, electrical service, distribution grid, or transmission upgrades at California ports;

WHEREAS, the Parties recognize the importance of transparency and public engagement in environmental protection efforts and will ensure that all permitting and authorization processes include opportunities for meaningful, early, and consistent public input so that decision-makers understand the important perspectives, priorities, and values of those communities most affected; and

WHEREAS, the Port of Humboldt and Port of Long Beach have separately conducted, and continue to promote, extensive outreach and engagement regarding their respective projects, and have been coordinating on various offshore wind related issues with State Lands Commission and other state and federal

agencies, and the Parties recognize these efforts would be enhanced as they advance their projects through a strong partnership, close collaboration, and a whole of government approach;

WHEREAS, the Newsom Administration has prioritized equity in decisions regarding infrastructure investments and, through the publication of the [Equity Foundation Checklist](#), has identified actions to work toward this goal of ensuring all communities are clean, green, and safe;

WHEREAS, the Parties recognize and acknowledge there has been historical crisis of Missing and Murdered Indigenous People (MMIP), that development projects on or near Tribal communities have led to increased incidents of MMIP, and the importance of working with local Tribes to elevate awareness, prevention, and response, such as: the Port of Humboldt Bay's Resolution [2024-04](#) directing staff and developers and contractors to take specific action to help prevent MMIP, violent crime, drug abuse, and sex trafficking; the State's Budget Act of 2022 establishing the MMIP Grant Program to support efforts to identify, collect case-level data, publicize, and investigate and solve cases;

WHEREAS, Governor Newsom issued a [Statement of Administration Policy on Native American Ancestral Lands](#) to encourage State entities to seek opportunities to support California tribes' co-management of and access to natural lands that are within a California tribe's ancestral land and under the ownership or control of the State of California, and to work cooperatively with California tribes that are interested in acquiring natural lands in excess of State needs;

WHEREAS, the Parties recognize that marginalized, disadvantaged, and underserved communities, which are predominantly low-income, residents of color, and Indigenous communities, have experienced disproportionate impacts such as air pollution related to industrial facilities, including oil and gas operations, power plants, refineries, and port operations, and offshore wind offers unique opportunities to prioritize infrastructure projects that have co-benefits to communities while avoiding and minimizing contributions to existing impacts;

NOW THEREFORE:

SECTION I PURPOSE

This MOU is to confirm the intent of the Parties, through mutual collaboration, communication, and coordination, to support the responsible, equitable and sustainable development of offshore wind energy in California to advance our climate goals, improve public health, increase energy independence, advance energy equity, and support a clean energy economy.

SECTION II AREAS OF COOPERATION

The Parties will confer, cooperate, and exchange information, to the extent that each Party in their sole discretion deems appropriate and consistent with the AB 525 Strategic Plan, on subjects including, but not limited to:

2.1 S&I Site Planning and Permitting:

- i. Pursuing a coordinated, efficient, and expeditious multi-agency permitting and decision-making approach for each S&I port terminal at the Port of Long Beach and Port of Humboldt Bay.
- ii. Developing a site specific permitting strategy and roadmap for each Party's S&I port terminal, consistent with the AB 525 Strategic Plan frameworks, goals and objectives, that: clearly sets forth the various permitting activities associated with the specific S&I port terminal development to be integrated; identifies the associated State permitting agencies and their roles, responsibilities, and jurisdictions; and establishes shared timelines, anticipated processing times for review, communication protocols, and coordination and dispute resolution processes in order to facilitate expeditious review processes to meet the State's offshore wind energy production planning goals in a timely manner.
- iii. Designating one or more points of contact among the Parties to coordinate implementation of this MOU. The points of contact will (1) assist with identifying knowledgeable and experienced staff with decision-making authority and responsibility, (2) be knowledgeable of which decisions need to be made at what level and when within each Party's organization, and (3) assist in ensuring that responsibilities and timelines are satisfied.
- iv. Participating in initial and regular meetings at a frequency to be determined by the Parties with key regulatory agency staff and subject matter experts.

2.2 Green Port Strategies: Collaborating on the planning and development of green port infrastructure, sharing experiences and lessons learned, and providing suggestions and considerations on each other's policies, programs, and CARB regulations. This collaboration encourages businesses and organizations operating in the Port of Long Beach and Port of Humboldt Bay to strengthen their efforts in promoting research, development, and deployment of green port maritime technologies, as well as facilitating exchanges and further collaboration related to other relevant green technologies and green infrastructure development.

2.3 Clean Energy Infrastructure: Collaborating on sustainable energy solutions such as grid and electrical service upgrades, microgrids, hydrogen fuel options, and energy storage to support the ports' operations and resilience,

promoting affordable, reliable renewable energy in surrounding communities, enhancing their capacity to handle future energy demands in line with emerging technologies and regulatory frameworks.

- 2.4 California Native American Tribes and Meaningful Consultation: Coordinating and collaborating on early, frequent, and meaningful government-to-government consultation to identify and maximize tribal community benefits consistent with applicable federal, state, and local laws, including but not limited to the public trust doctrine.
- 2.5 Meaningful Community Engagement: Coordinating and collaborating early and frequently to meaningfully engage community members and other interests to maximize community benefits consistent with applicable federal, state, and local laws, including but not limited to the public trust doctrine.
- 2.6 Environmental Justice: Coordinating and collaborating early and frequently on local community benefits programs, clean energy infrastructure, and promoting an inclusive decision-making process that integrates environmental justice considerations into the planning, permitting, and operation of the S&I sites consistent with applicable federal, state, and local laws, including but not limited to the public trust doctrine.
- 2.7 S&I Funding and Financing: Collaborating and sharing information related to existing and potential funding and financing strategies for the development of S&I sites in California, and jointly advocating for the investment of significant federal funding in S&I sites at the Port of Long Beach and Port of Humboldt Bay.
- 2.8 Assembly Bill 525 Offshore Wind Energy Strategic Plan: Supporting the ongoing evolution and implementation of the comprehensive Strategic Plan for offshore wind energy production in California that aligns the delivery of S&I sites with the broader offshore wind market formation activities, such as transmission, power purchasing, workforce development, wind turbine manufacturing, floating foundation design and manufacturing, vessel manufacturing and other supply chain developments, ecosystem adaptive management strategies, science, research, and technology innovations, and sea space leasing, which will attract private investment in California that will maximize jobs and economic benefits as California transitions to a clean energy economy.
- 2.9 Workforce Development: Coordinating on joint advocacy to attract and train the skilled and diverse workforce to meet the varied and specific demands of the offshore wind industry and related sectors (e.g., electrical transmission) and ensure sustained and equitable economic development benefits through regional economic and workforce development planning partnerships with industry, educational and training institutions, labor organizations, apprentice programs, government entities (state, federal, tribal, and local), California Native American Tribes, and community members.

- 2.10 Climate Ready Design: Exploring and identifying opportunities to integrate climate ready strategies into the design, development, and planning of the new port elements and upgrades and workforce training. Sea level rise, intensifying storms, and other climate change related impacts may threaten port activities and associated offshore wind development. Integrating climate ready strategies into design and planning elements will enhance the climate resilience of port infrastructure and activities and help better safeguard investments into offshore wind related infrastructure and workforce developments.
- 2.11 Data and Knowledge Sharing: Sharing knowledge and exchanging data and information on subjects of shared interests to improve port businesses and the environment for the benefit of the surrounding communities and ecosystems at the Port of Long Beach and Port of Humboldt Bay, including but not limited to: technical, regulatory, and engineering information; green port policies and sustainability practices; zero emission port equipment and vessel technology advancements and supporting port infrastructure; professional expertise; and best practices.

SECTION III COOPERATION FRAMEWORK

- 3.1 The Parties shall discuss cooperation activities as set forth in this MOU as needed.
- 3.2 The Parties may expand or focus the scope of this MOU through amendments based on the mutual written consent of all Parties, signed by their authorized representatives, including through the inclusion of additional ports and harbor districts in California and nationwide.
- 3.3 The Parties acknowledge that specific projects and programs requiring financial or staff commitment may require approval by their respective governing authorities.
- 3.4 Nothing herein shall prohibit any Party from entering into separate collaborations with other entities or partners of a similar or identical nature or otherwise.

SECTION IV TERM OF MOU

- 4.1 This MOU shall commence on the Commencement Date and shall automatically lapse and cease to have any further effect after 5 years from the Commencement Date ("**Expiry Date**") unless the Parties mutually agree in writing, signed by their authorized representatives, to extend the Expiry Date to such date as may be agreed by the Parties.

- 4.2 Any Party may terminate its involvement in this MOU, without the need to assign any reason by giving the other Parties thirty (30) days prior written notice.
- 4.3 The termination of this MOU shall not affect any cooperative efforts undertaken or any agreement executed pursuant to this MOU prior to the effective date of such termination.

SECTION V GENERAL

- 5.1 This MOU only serves to set out the broad principles of cooperation intended between the Parties with the view of promoting and achieving the objectives and activities detailed herein. This MOU does not represent an exhaustive statement of the Parties' scope of cooperation and does not prohibit the Parties from extending the same. The Parties acknowledge that this MOU does not create any legally binding rights or enforceable obligations.
- 5.2 This MOU does not constitute approval or other commitment to any specific project or program, and thus is not subject to the California Environmental Quality Act (CEQA). The Parties acknowledge that, unless and until environmental review is completed in compliance with the CEQA, each Party retains the full discretion to approve, deny, or condition their respective projects. Further, the Parties acknowledge that this MOU does not constrain any Party's ability to consider or adopt particular mitigation measures or alternatives, including the alternative of not proceeding with a project or component thereof.
- 5.3 All notices, notifications, and other correspondence shall be directed to the Parties at the addresses set out in this MOU.

- (a) If to the State Lands Commission:

STATE LANDS COMMISSION
100 Howe Avenue, Suite 100 South
Sacramento CA 95825

- (b) If to the Port of Long Beach:

PORT OF LONG BEACH
415 W. Ocean Blvd.
Long Beach, CA, USA 90802

- (c) If to Port of Humboldt Bay:

**HUMBOLDT BAY HARBOR, RECREATION, AND
CONSERVATION DISTRICT**
601 Startare Drive
Eureka, CA USA 95501

THE PARTIES HERETO have caused this MOU to be duly executed on the day and year first above mentioned.

Signed
For and on behalf of
**STATE LANDS
COMMISSION**

Signed
For and on behalf of
PORT OF LONG BEACH

Signed
For and on behalf of
**HUMBOLDT BAY
HARBOR,
RECREATION, AND
CONSERVATION
DISTRICT**

Jennifer Lucchesi
Executive Officer

Mario Cordero
Chief Executive Officer

Chris Mikkelsen
Executive Director